

[54] **COMBINED MECHANICAL PENCIL AND SCALE THEREFOR**  
[76] **Inventor: Ross M. Castle, 2222 Redman Ave., St. Louis, Mo. 63136**  
[\*\*] **Term: 14 Years**  
[21] **Appl. No.: 832,136**  
[22] **Filed: Feb. 24, 1986**  
[52] **U.S. Cl. .... D19/36; D10/71**  
[58] **Field of Search ..... D19/41-51, D19/54-58, 77, 81, 100, 35, 36; 401/35, 88, 95, 195, 198, 213, 217, 221-224, 202, 6, 13, 17, 29, 104, 116, 131, 161, 199, 209, 233, 234; D10/71**

[56] **References Cited**  
**U.S. PATENT DOCUMENTS**  
D. 22,511 6/1893 Goldsmith ..... D19/49  
D. 256,372 8/1980 Chu ..... D19/42  
D. 283,334 4/1986 Seibt ..... D19/51  
1,038,857 9/1912 Crane ..... 401/88  
1,677,387 7/1928 Gaidos ..... 401/131  
4,030,841 6/1977 Balasty ..... 401/88

4,302,121 11/1981 Kim ..... D19/43  
**FOREIGN PATENT DOCUMENTS**  
2419738 11/1975 Fed. Rep. of Germany ..... 401/195  
441588 of 1948 Italy ..... 401/17  
24298 of 1913 United Kingdom ..... D19/42

*Primary Examiner*—Bernard Ansher  
*Assistant Examiner*—L. Lieberman  
*Attorney, Agent, or Firm*—Senniger, Powers, Leavitt and Roedel

[57] **CLAIM**  
The ornamental design for a combined mechanical pencil and scale therefor, as shown.

**DESCRIPTION**  
FIG. 1 is a side elevation of a combined mechanical pencil and scale or the like, showing my new design; FIG. 2 is a bottom plan view thereof; FIG. 3 is a side elevation thereof; FIG. 4 is a top plan view thereof; FIG. 5 is a right end elevation thereof; and FIG. 6 is a left end elevation thereof.



FIG.1

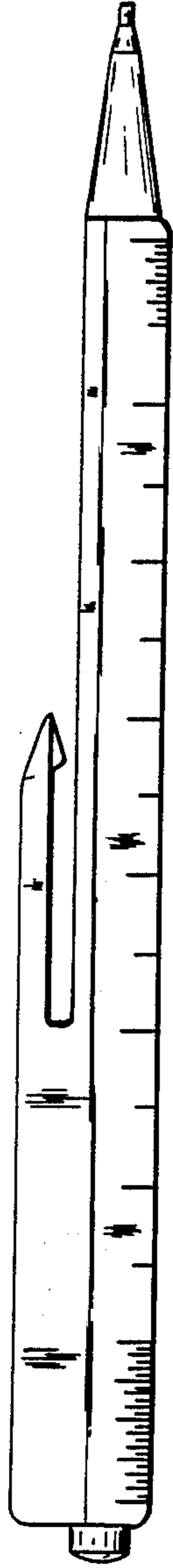


FIG.2

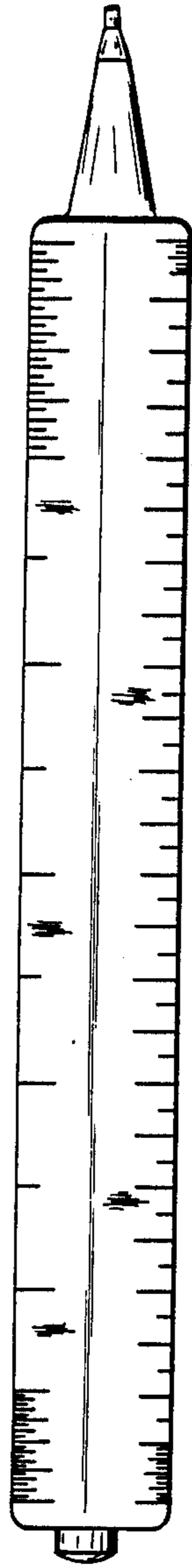


FIG.3

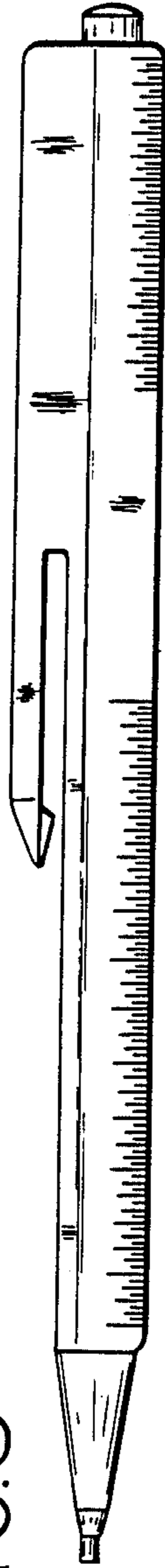


FIG.4

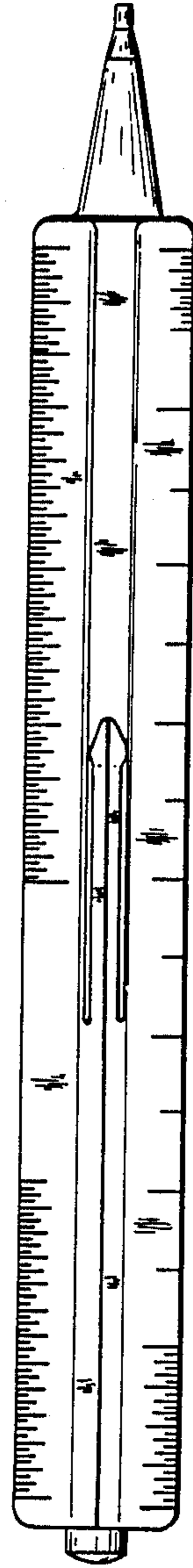


FIG.5

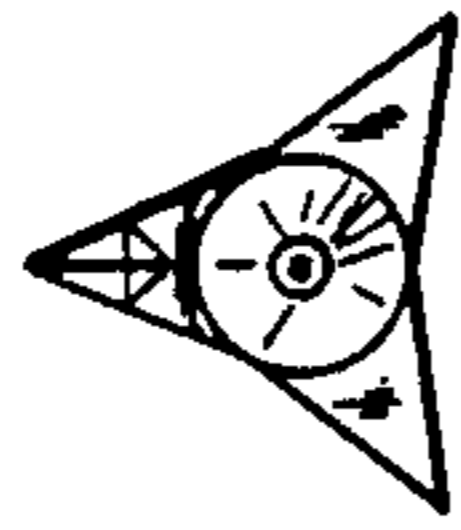


FIG.6

