

[54] HANDSET TELEPHONE

[76] Inventors: Shinichi Fujita; Tsuyoshi Nakamachi, both of Kaisha, 1-1, Oofuna 5-chome, Kamakura-shi, Kanagawa-ken; Atusi Musya, Kabushiki Kaisha, 1-1, Tsukaguchi-Honmachi 8-chome, Amagasaki-shi, all of Japan

[**] Term: 14 Years

[21] Appl. No.: 61,991

[22] Filed: Jun. 15, 1987

[30] Foreign Application Priority Data

Dec. 16, 1986 [JP] Japan 61-49976

[52] U.S. Cl. D14/138

[58] Field of Search D14/52, 53, 63, 64, D14/68, 56; 379/433, 434, 436, 440, 419, 428, 58, 59, 60, 61; 455/80, 90

[56] References Cited

U.S. PATENT DOCUMENTS

- D. 282,364 1/1986 Takahashi et al. D14/53 X
- D. 287,487 12/1986 Sasaki D14/53
- D. 289,896 5/1987 Martensson et al. D14/53
- D. 290,842 7/1987 Scheid et al. D14/68
- D. 291,804 9/1987 George D14/68 X
- 4,694,485 9/1987 Iwase D14/64 X
- 4,709,201 11/1987 Schaefer et al. 455/90

FOREIGN PATENT DOCUMENTS

0187474 7/1986 European Pat. Off. 379/61

OTHER PUBLICATIONS

Gulf Oil Corp. Flyer showing AT&T Model XC Cordless Telephone 2 Sided.

Potamkin Communications Ad, N.Y., Times, 9/17/87, p. D35: showing in Center Portable Cellular Phone.

N.Y. Times; Ad by Motorola 10/30/84, showing 8000X Portable Phone.

New Technology, Issue Jul. 1981; showing Freedom Phone Cordless and Radio Shack Radio Telephone.

Dyna T.A.C. 8000S Cellular Convertible Telephone.

Primary Examiner—Horace B. Fay, Jr.

[57] CLAIM

The ornamental design for a handset telephone, as shown and described.

DESCRIPTION

FIG. 1 is a front, top and right side perspective view of a Handset Telephone showing our new design;

FIG. 2 is a front elevational view thereof;

FIG. 3 is a right side elevational view thereof;


FIG. 4 is a rear elevational view thereof;

FIG. 5 is a left side elevational view thereof;

FIGS. 6 and 7 are respectively top and bottom plan views thereof;

FIG. 8 is a sectional view thereof taken on lines 8—8 of FIG. 2; and

FIG. 9 is a front, bottom and right side perspective view thereof.






FIG. 1

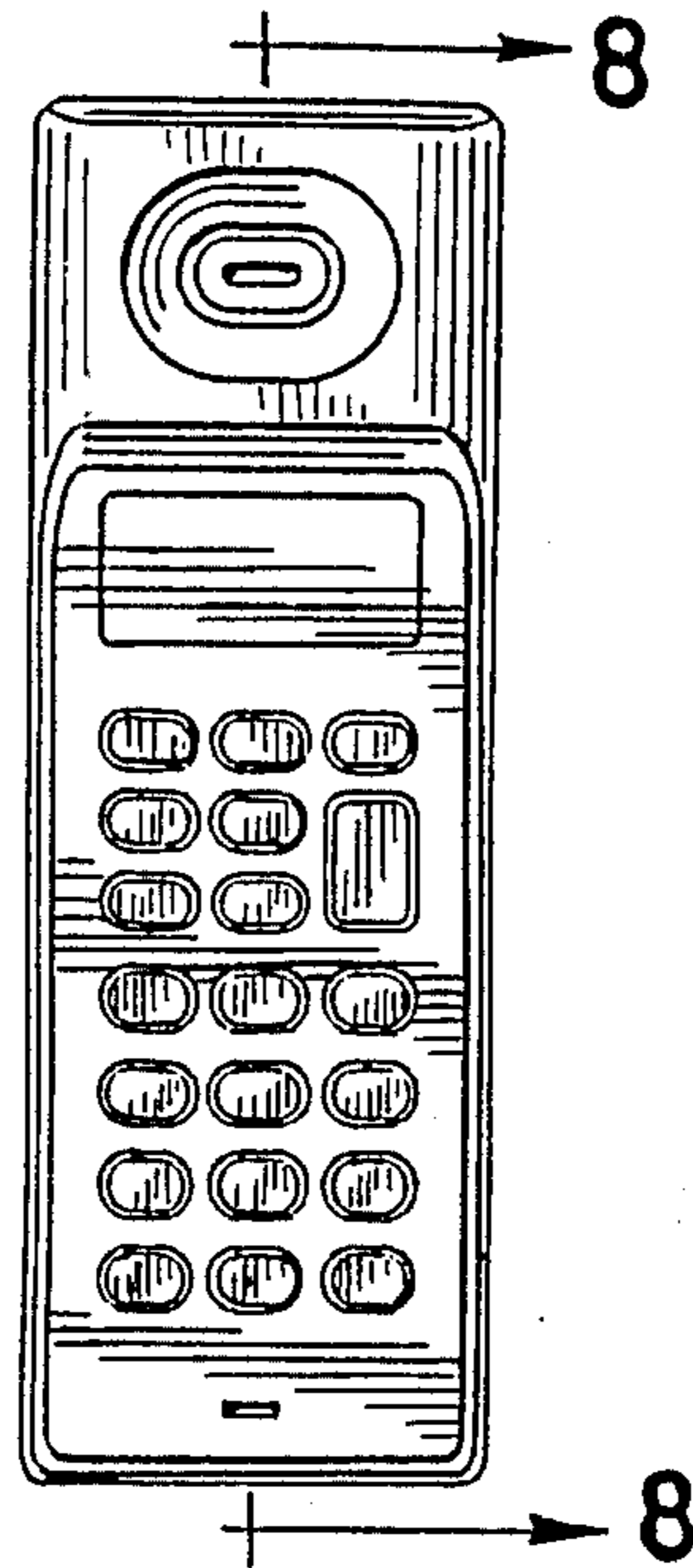


FIG. 2




FIG. 3




FIG. 4

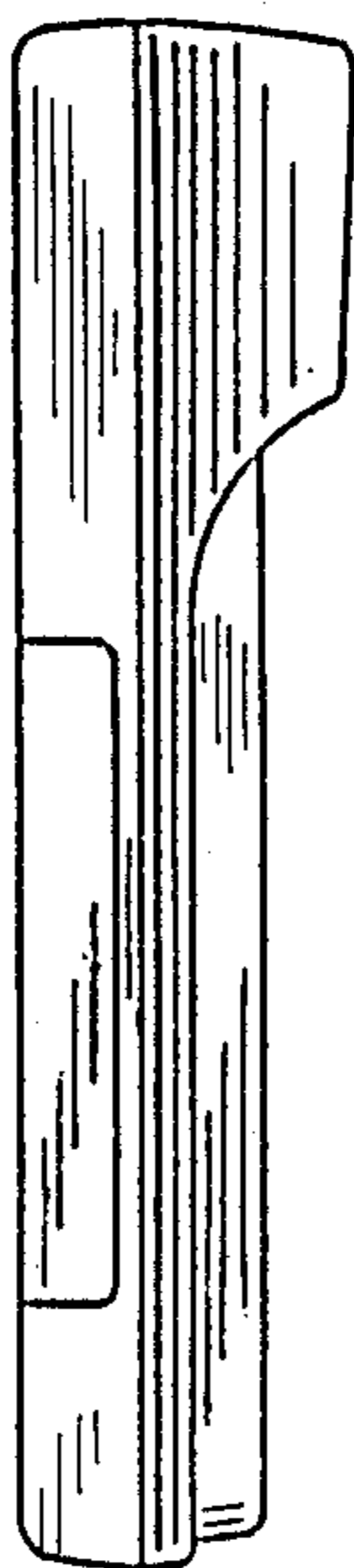


FIG. 5




FIG. 6



FIG. 7

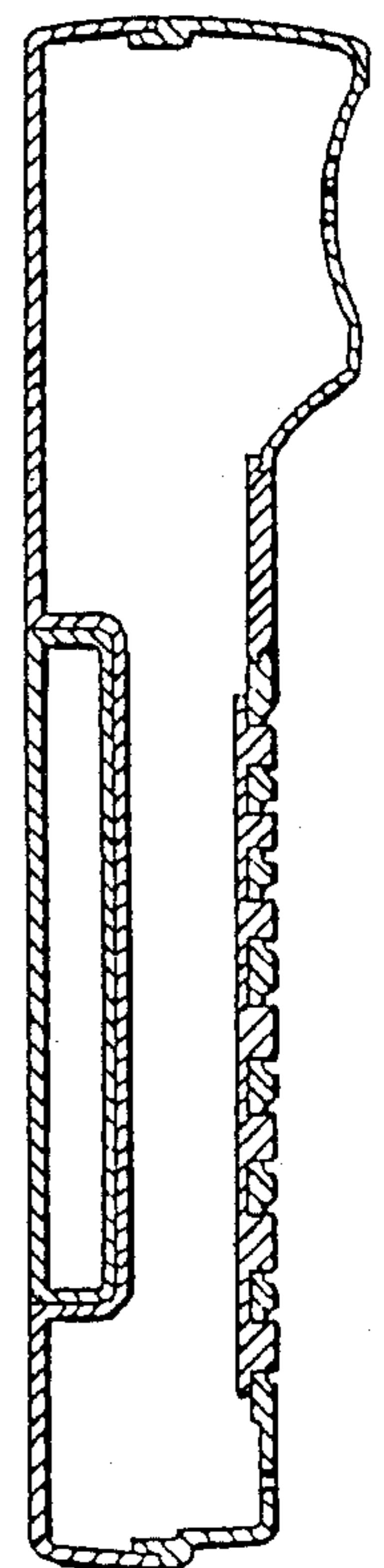


FIG. 8

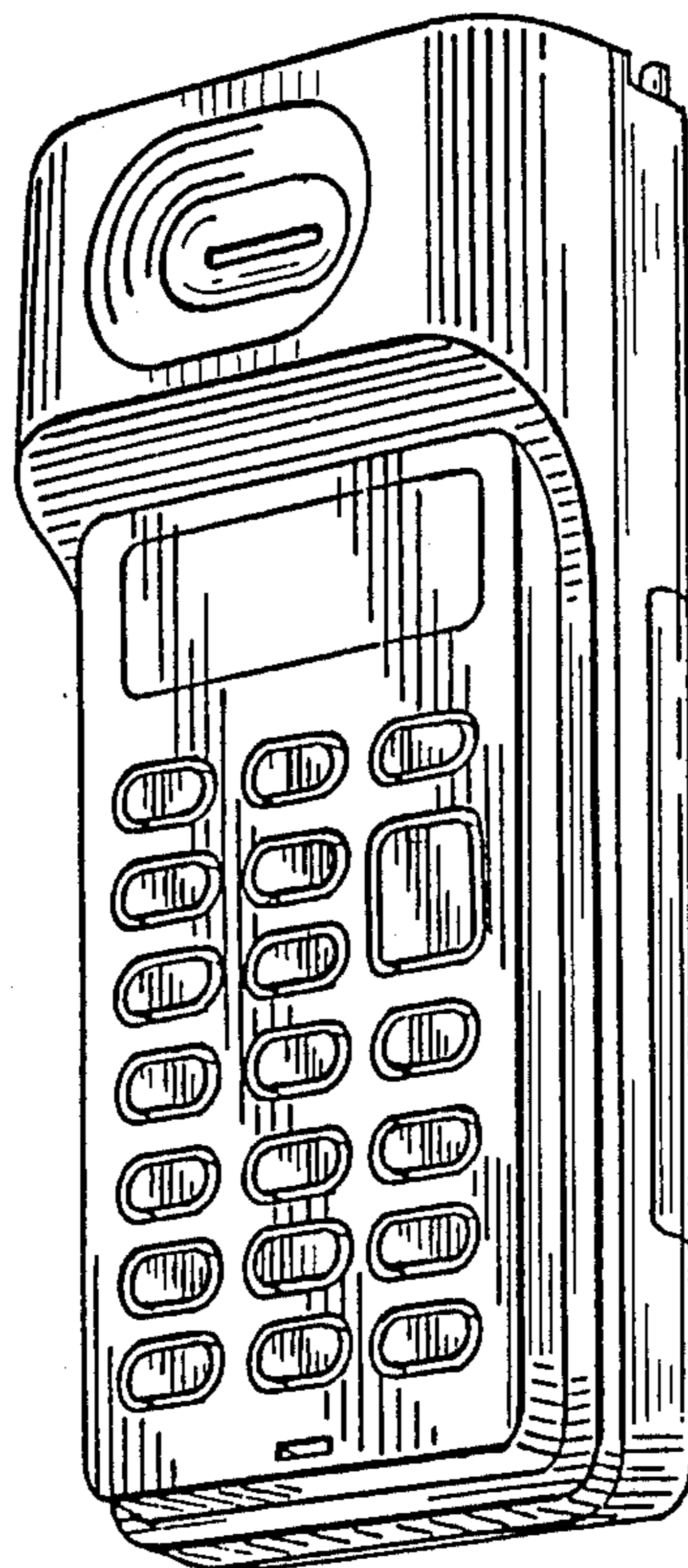


FIG. 9