

# United States Patent [19]

Nakai

[11] Patent Number: Des. 301,015

[45] Date of Patent: \*\* May 9, 1989

[54] WRIST WATCH

4,255,801 3/1981 Ode ..... 368/282 X  
4,427,303 1/1984 Mathias ..... 368/282

[75] Inventor: Toshio Nakai, Ohme, Japan

[73] Assignee: Casio Computer Co., Ltd., Tokyo, Japan

[\*\*] Term: 14 Years

[21] Appl. No.: 845,887

[22] Filed: Mar. 28, 1986

[30] Foreign Application Priority Data

Oct. 1, 1985 [JP] Japan ..... 60-41234

[52] U.S. Cl. .... D10/32; D10/38

[58] Field of Search ..... D10/1-39,  
D10/122-126; 368/276, 277, 280-282, 285,  
82-84, 239-242

[56] References Cited

### U.S. PATENT DOCUMENTS

D. 248,547 7/1978 Fernando ..... D10/32  
D. 252,450 7/1979 Sucek ..... D10/32  
D. 274,503 7/1984 Bulgari ..... D10/32

### OTHER PUBLICATIONS

*Hong Kong Enterprises-7/85*, p. 123-Watch at top.

*Primary Examiner*—Nelson C. Holtje  
*Attorney, Agent, or Firm*—Frishauf, Holtz, Goodman & Woodward

[57] CLAIM

The ornamental design for a wrist watch, as shown and described.

### DESCRIPTION

FIG. 1 is a front elevational view of a wrist watch showing my new design;  
FIG. 2 is a right side elevational view thereof, the left side elevational view being identical to the right side elevational view;  
FIG. 3 is a top plan view thereof;  
FIG. 4 is a bottom plan elevational view thereof;  
FIG. 5 is a rear elevational view thereof; and  
FIG. 6 is a perspective view thereof.

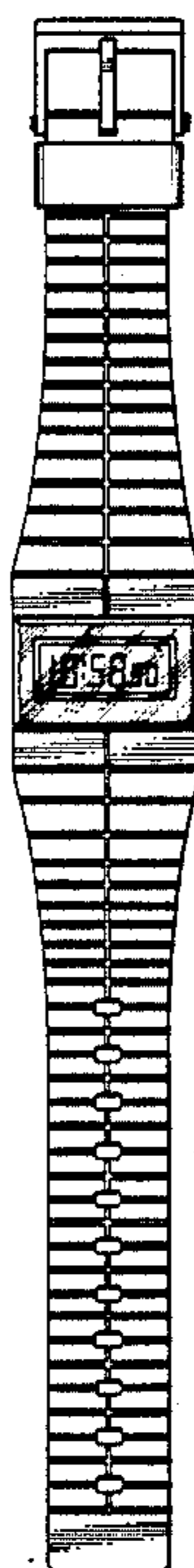


FIG. 3




FIG. 4




FIG. 1

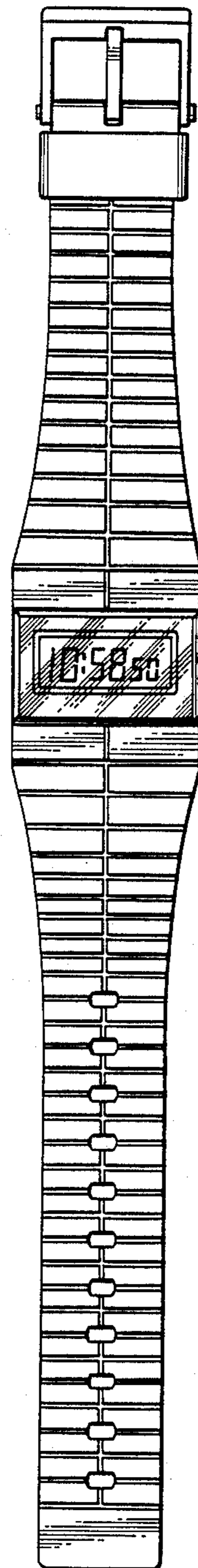


FIG. 2

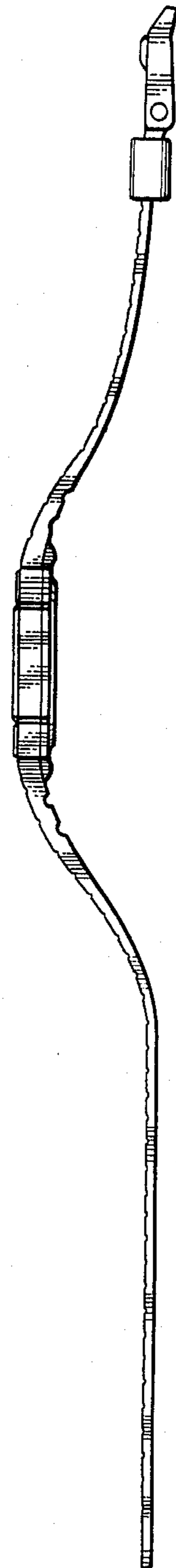


FIG. 5

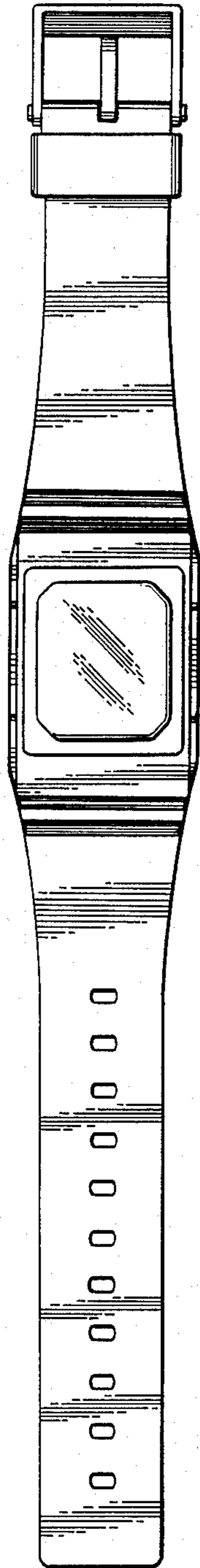


FIG. 6

