

# United States Patent [19]

Williams

[11] Patent Number: **Des. 301,008**

[45] Date of Patent: **\*\* May 9, 1989**

[54] **CHILD RESISTANT STOVE GUARD**

[76] Inventor: **Tina Williams, Rte. 8, Box 101 Clyde Rd., Chapel Hill, N.C. 27514**

[\*\*] Term: **14 Years**

[21] Appl. No.: **855,780**

[22] Filed: **Apr. 18, 1986**

[52] U.S. Cl. .... **D7/402**

[58] Field of Search ..... **D7/346, 402, 406, 409, D7/347; D23/347, 403; D6/503, 390; 126/42, 35, 214 D, 201, 202, 24, 211, 214 R**

[56] **References Cited**

**U.S. PATENT DOCUMENTS**

D. 16,489	1/1886	Backus	.....	D23/403
D. 220,299	3/1971	Schott	.....	D7/347
D. 221,315	7/1971	Landau	.....	D7/402
D. 226,468	3/1973	Thomas	.....	D6/503
D. 226,513	3/1973	Thomas	.....	D6/390

D. 279,073	6/1985	Simpson et al.	.....	D7/402
1,021,034	3/1912	Zadig et al.	.....	126/42

**FOREIGN PATENT DOCUMENTS**

852020	10/1960	United Kingdom	.....	126/42
1281275	7/1972	United Kingdom	.....	126/42

*Primary Examiner*—James M. Gandy  
*Assistant Examiner*—Lisa Lichtenstein  
*Attorney, Agent, or Firm*—Terry M. Gernstein

[57] **CLAIM**

The ornamental design for a child resistant stove guard, as shown.

**DESCRIPTION**

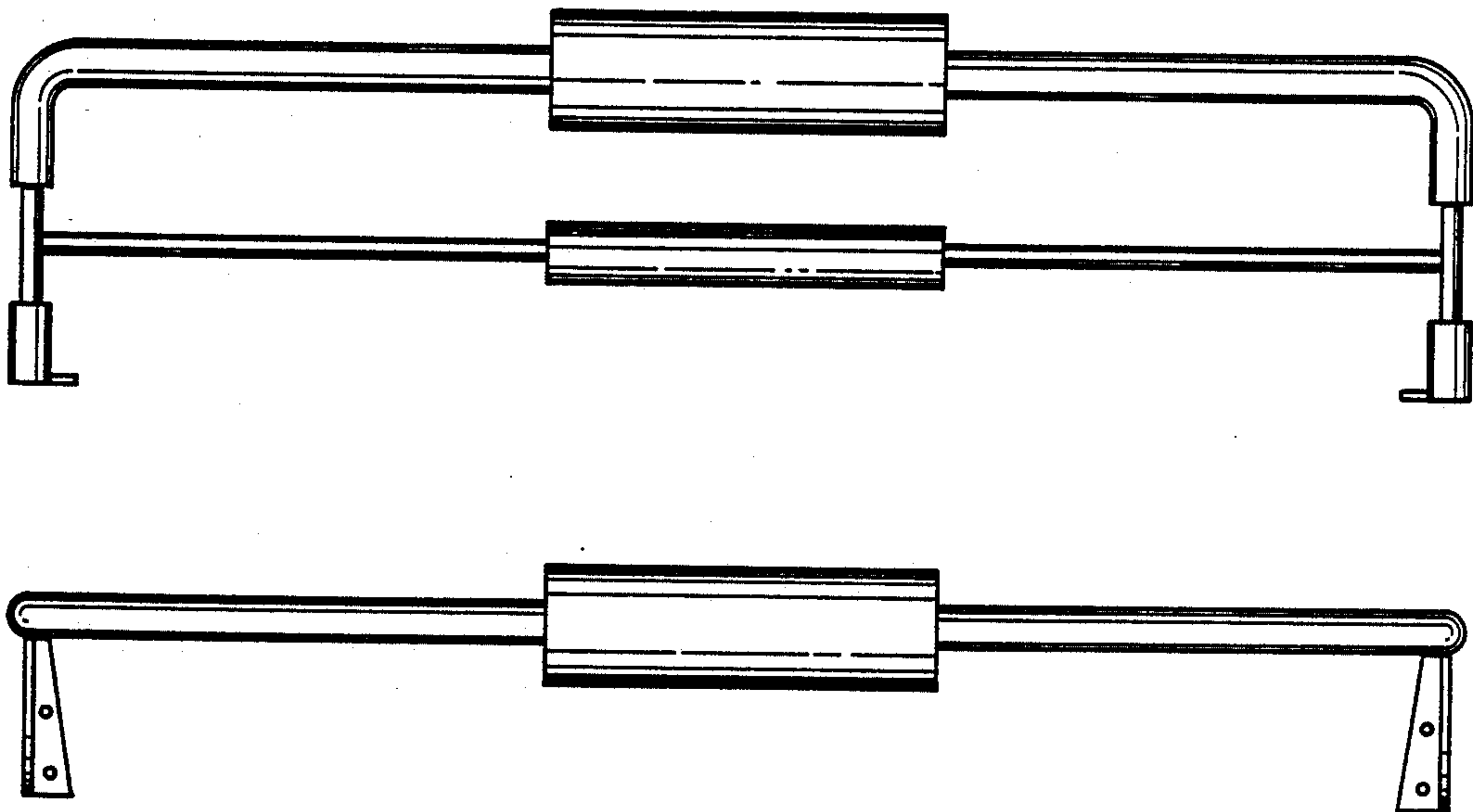
FIG. 1 is a front elevation view of a child resistant stove guard showing my new design.

FIG. 2 is a top plan view thereof.

FIG. 3 is a bottom plan view thereof.

FIG. 4 is a typical end elevation view thereof.

FIG. 5 is a rear elevation view thereof.






Fig. 1

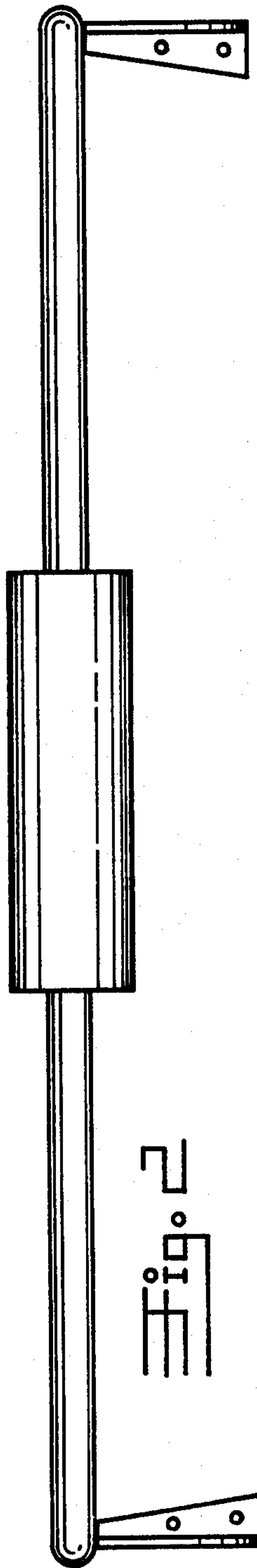


Fig. 2




Fig. 3

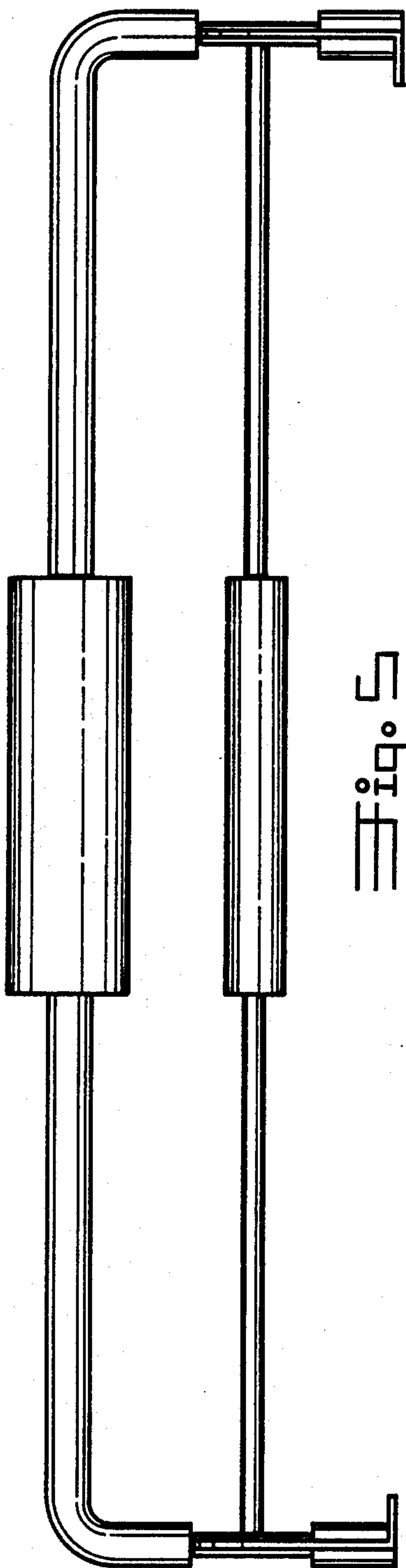


Fig. 5

Fig. 4

