

[54] BATHROOM HARDWARE ACCESSORY

[75] Inventors: Stanley T. Gresens, Chicago; A. Denton Green, Evanston, both of Ill.

[73] Assignee: Amerock Corporation, Rockford, Ill.

[**] Term: 14 Years

[21] Appl. No.: 898,644

[22] Filed: Aug. 21, 1986

[52] U.S. Cl. D6/524; D6/523/550

[58] Field of Search D6/546, 549-550, D6/523; 211/16, 87-88, 105.1, 123; 108/28-30, 152; 248/251, 309.1, 314-315

[56] References Cited

U.S. PATENT DOCUMENTS

D. 249,418 9/1978 Tegner D6/536 X
D. 286,963 12/1986 Waghorn D6/549
2,052,606 9/1936 Comstock 211/16 X
4,523,734 6/1985 Grohe 248/251

FOREIGN PATENT DOCUMENTS

1199165 12/1959 France 248/315

OTHER PUBLICATIONS

Amerock Catalogue Decorative Hardware, p. 4, items 19256 and 19259, Jul. 1986.

Primary Examiner—Wallace R. Burke

Assistant Examiner—Brian N. Vinson

Attorney, Agent, or Firm—Leydig, Voit & Mayer, Ltd.

[57] CLAIM

The ornamental design for bathroom hardware accessory, as shown and described.

DESCRIPTION

FIG. 1 is a top plan view of a bathroom hardware accessory as embodied in a mounting post for a towel ring showing our new design, the bottom being identical in appearance;

FIG. 2 is a side elevational view thereof, the opposite side being identical in appearance;

FIG. 3 is a front elevational view thereof;

FIG. 4 is a rear elevational view thereof;

FIG. 5 is a horizontal cross-sectional view thereof, taken along line 5—5 of FIG. 2;

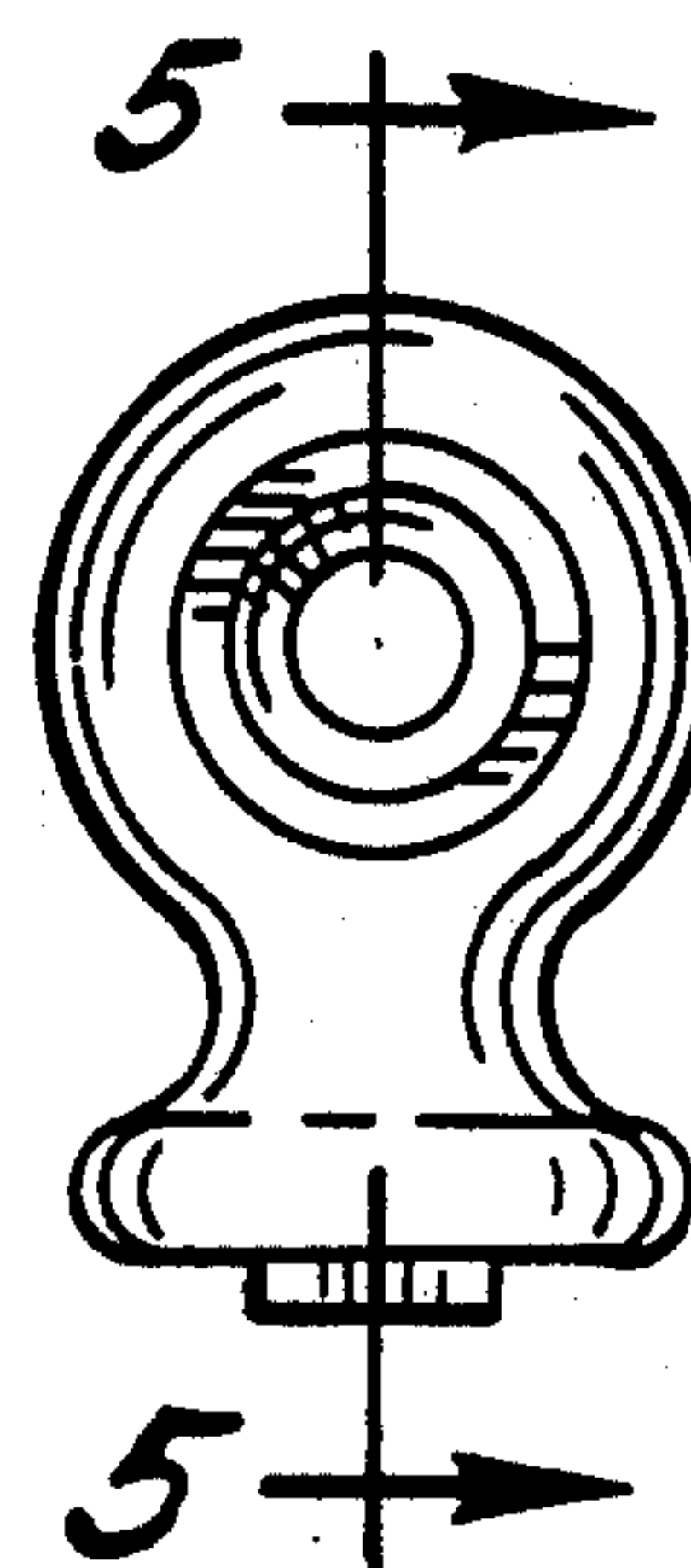

FIG. 6 is a top plan view of a bathroom hardware accessory as alternately embodied in a mounting post for a toilet tissue holder showing our new design, the bottom being identical in appearance;

FIG. 7 is a side elevational view thereof, the opposite side being identical in appearance;

FIG. 8 is a front elevational view thereof;

FIG. 9 is a rear elevational view thereof; and,

FIG. 10 is a horizontal cross-sectional view thereof, taken along line 10—10 of FIG. 7.



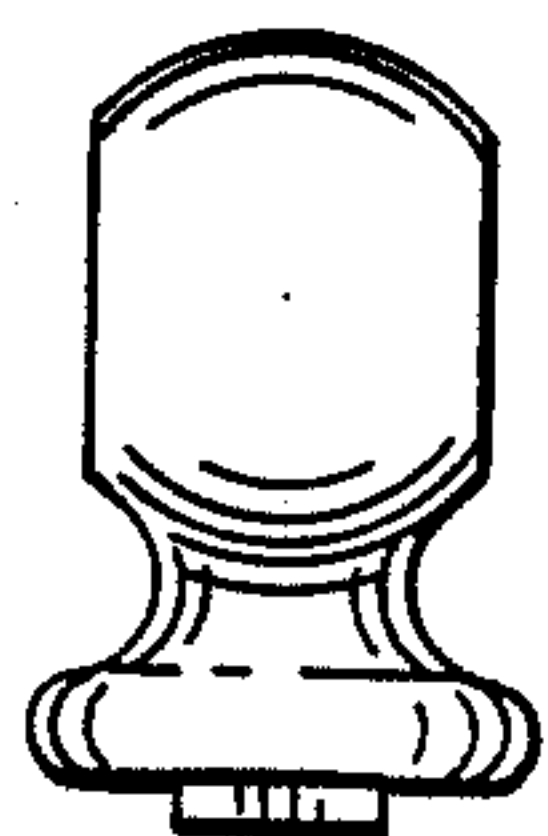


FIG. 1.




FIG. 2.

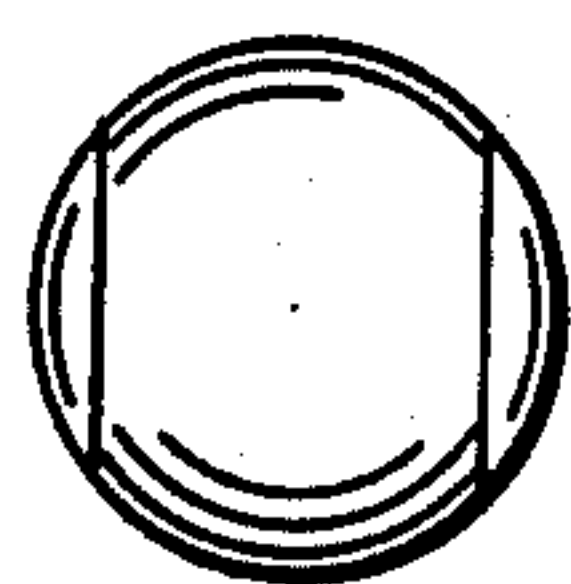


FIG. 3.

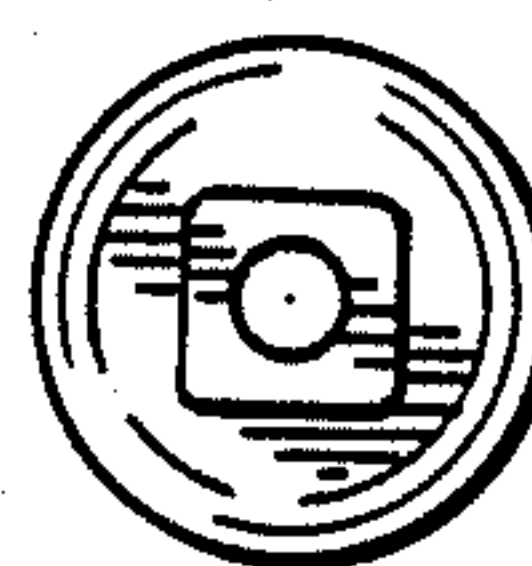


FIG. 4.

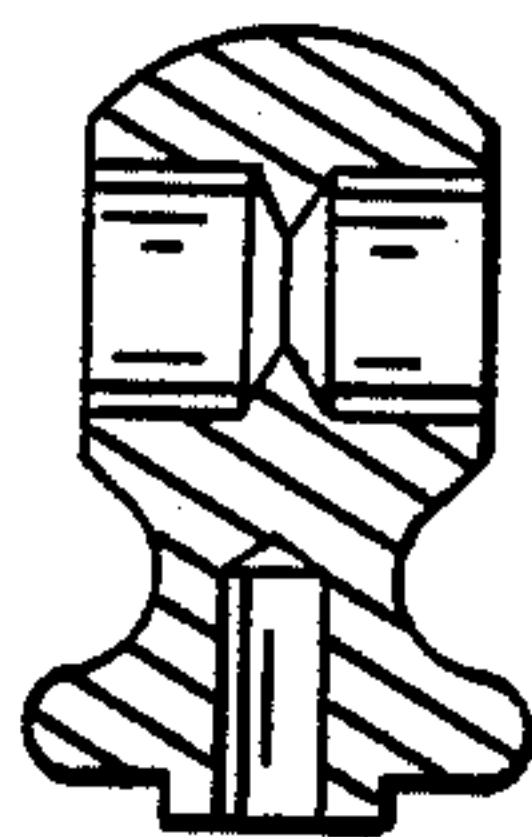


FIG. 5.

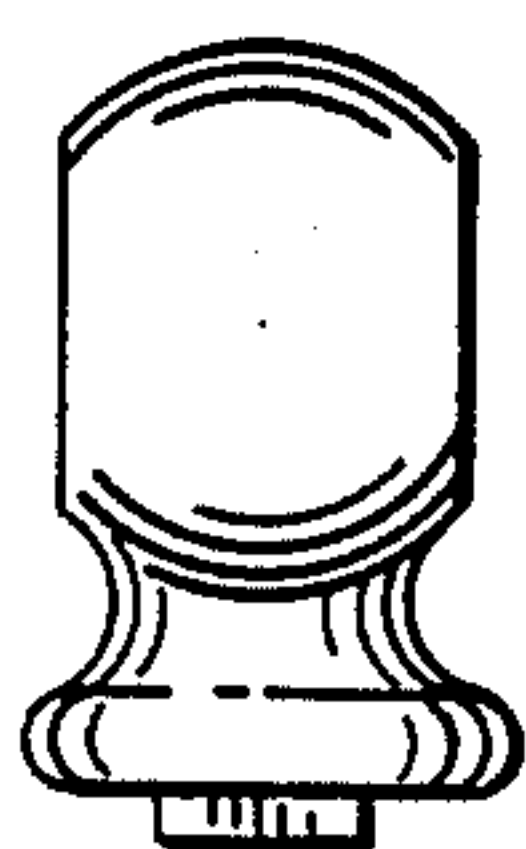
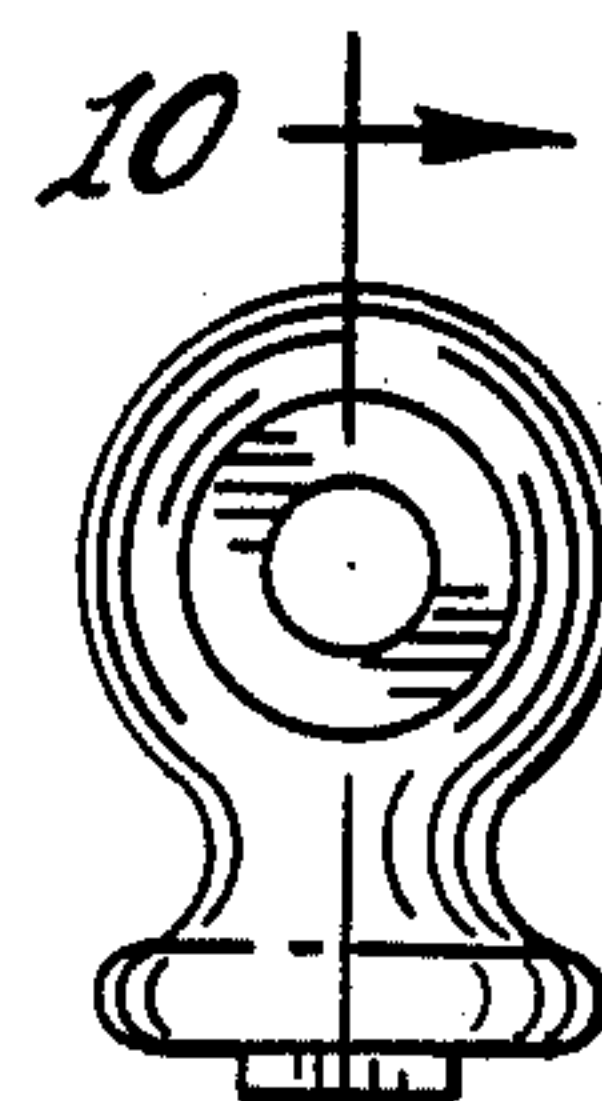


FIG. 6.



10

FIG. 7.

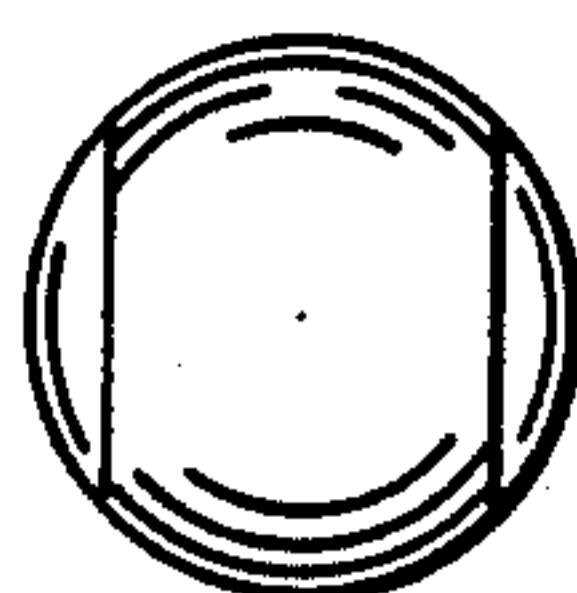


FIG. 8.

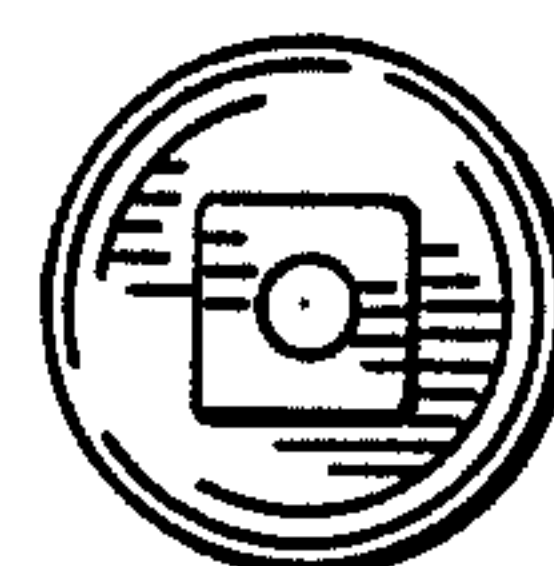


FIG. 9.

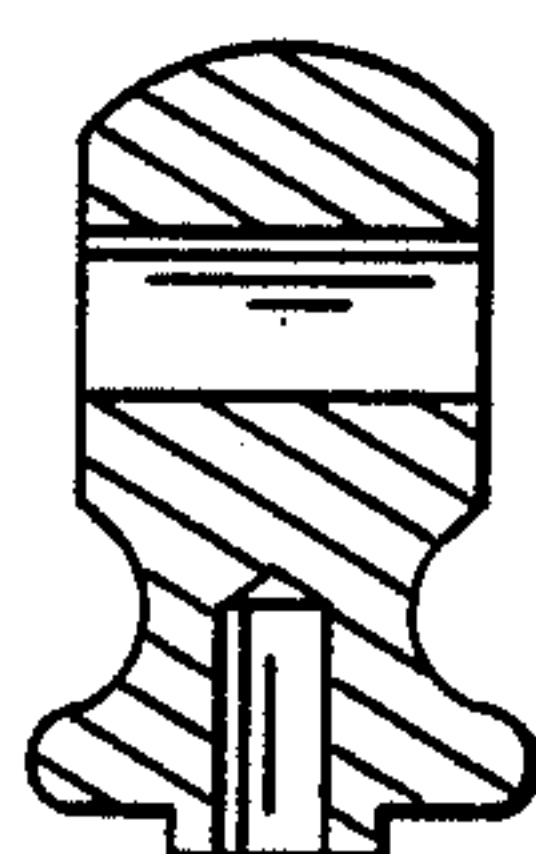


FIG. 10.