

[54] **ATTACHE CASE**

[75] **Inventor: Thomas Melk, Chicago, Ill.**

[73] **Assignee: Outer Circle Products, Ltd., Chicago, Ill.**

[**] **Term: 14 Years**

[21] **Appl. No.: 834,446**

[22] **Filed: Feb. 20, 1986**

[52] **U.S. Cl. D3/76**

[58] **Field of Search D3/35-38,
D3/73, 76, 74, 30.1, 39, 42, 77; 190/104, 109,
119, 41 R, 57; D8/306, 315, 320**

[56] **References Cited**

U.S. PATENT DOCUMENTS

200,458	2/1865	Axtell et al.	D3/76
272,966	3/1884	Ward	D3/76
282,509	2/1886	Nordstrom et al.	D3/76
3,298,479	1/1967	Palmer et al.	190/109
3,321,053	5/1967	Doppelt	190/104
3,497,041	2/1970	Samhammer	190/18 R
4,067,422	1/1978	Eberle	190/112

FOREIGN PATENT DOCUMENTS

1019400 2/1966 United Kingdom 190/109

OTHER PUBLICATIONS

Evans Catalog 1987-88, p. 265, upper left corner, FIGS. 1, 2, 4.
Best Catalog 1986-87, p. 256, bottom left, FIGS. 14 thru 16.

Primary Examiner—Bernard Ansher
Assistant Examiner—Prabhakar Deshmurkh
Attorney, Agent, or Firm—Richard A. Giangiorgi

[57] **CLAIM**

The ornamental design for a attache case, substantially as shown and described.

DESCRIPTION

FIG. 1 is a perspective view of an attache case showing my new design;
FIG. 2 is a front elevation thereof;
FIG. 3 is a left side elevation thereof, the unillustrated right side is a mirror image of the left side elevation;
FIG. 4 is a rear elevation thereof;
FIG. 5 is a top plan view thereof; and
FIG. 6 is a bottom plan view thereof.

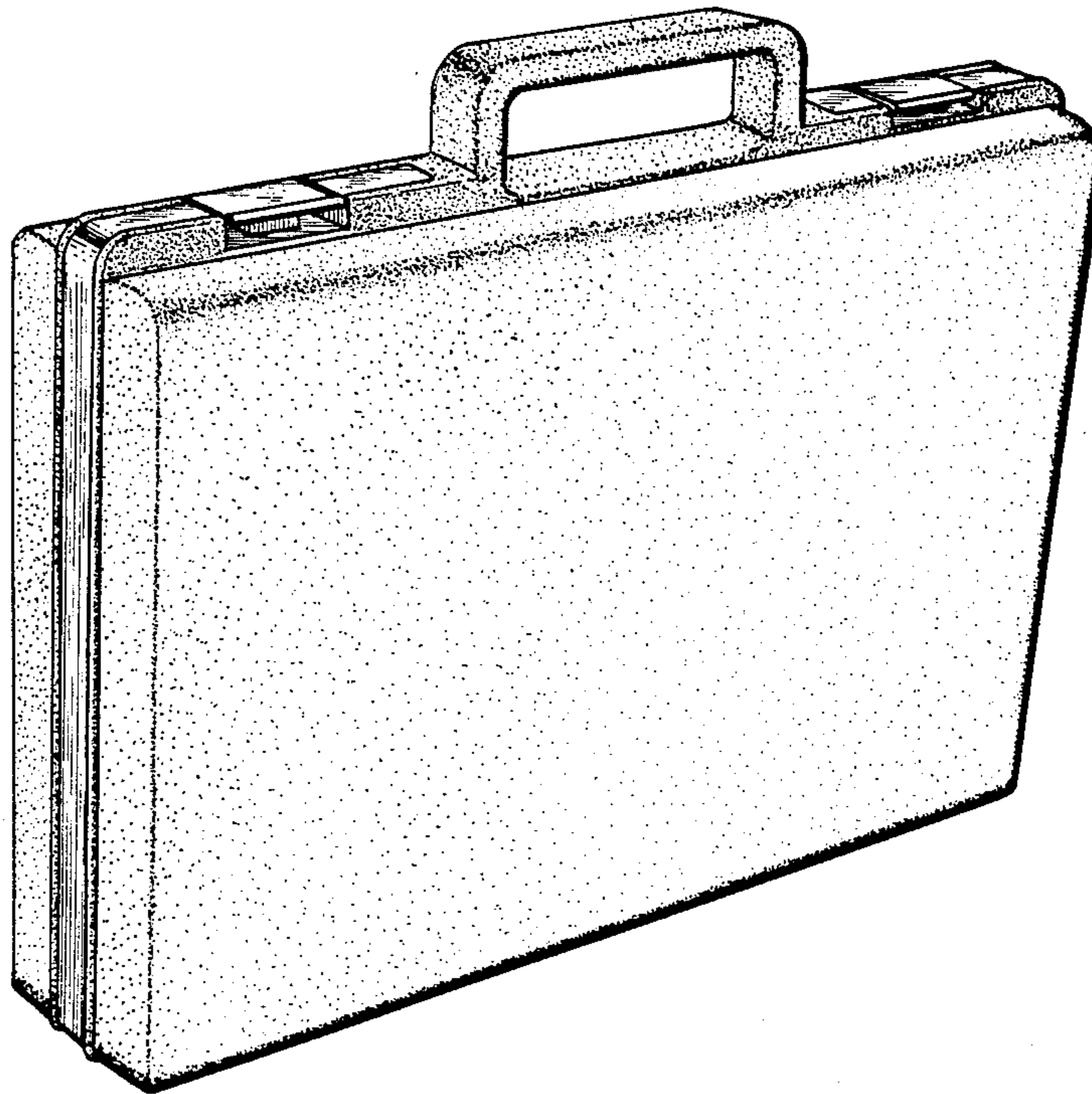


FIG. 1

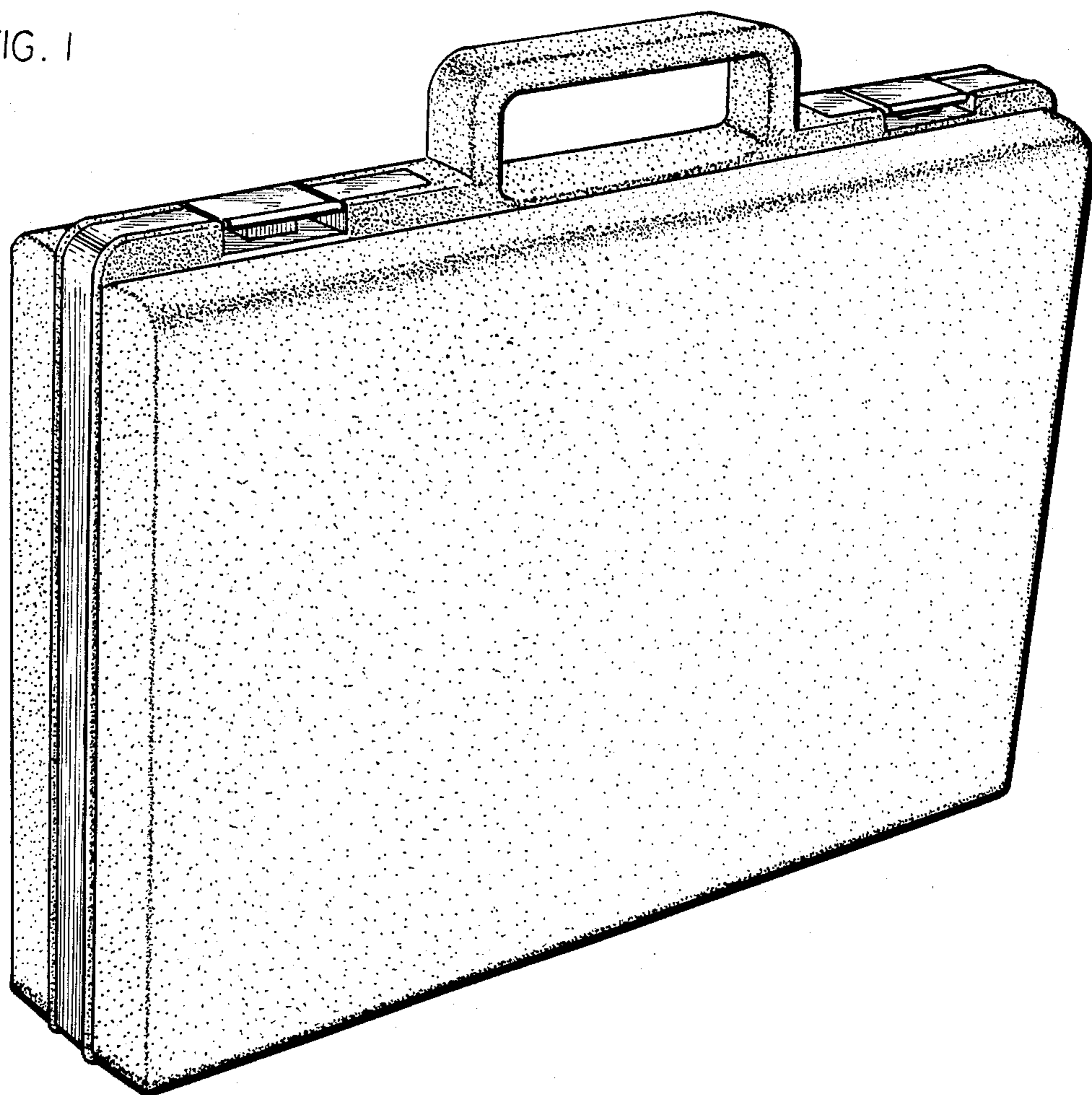


FIG. 2




FIG. 3




FIG. 4

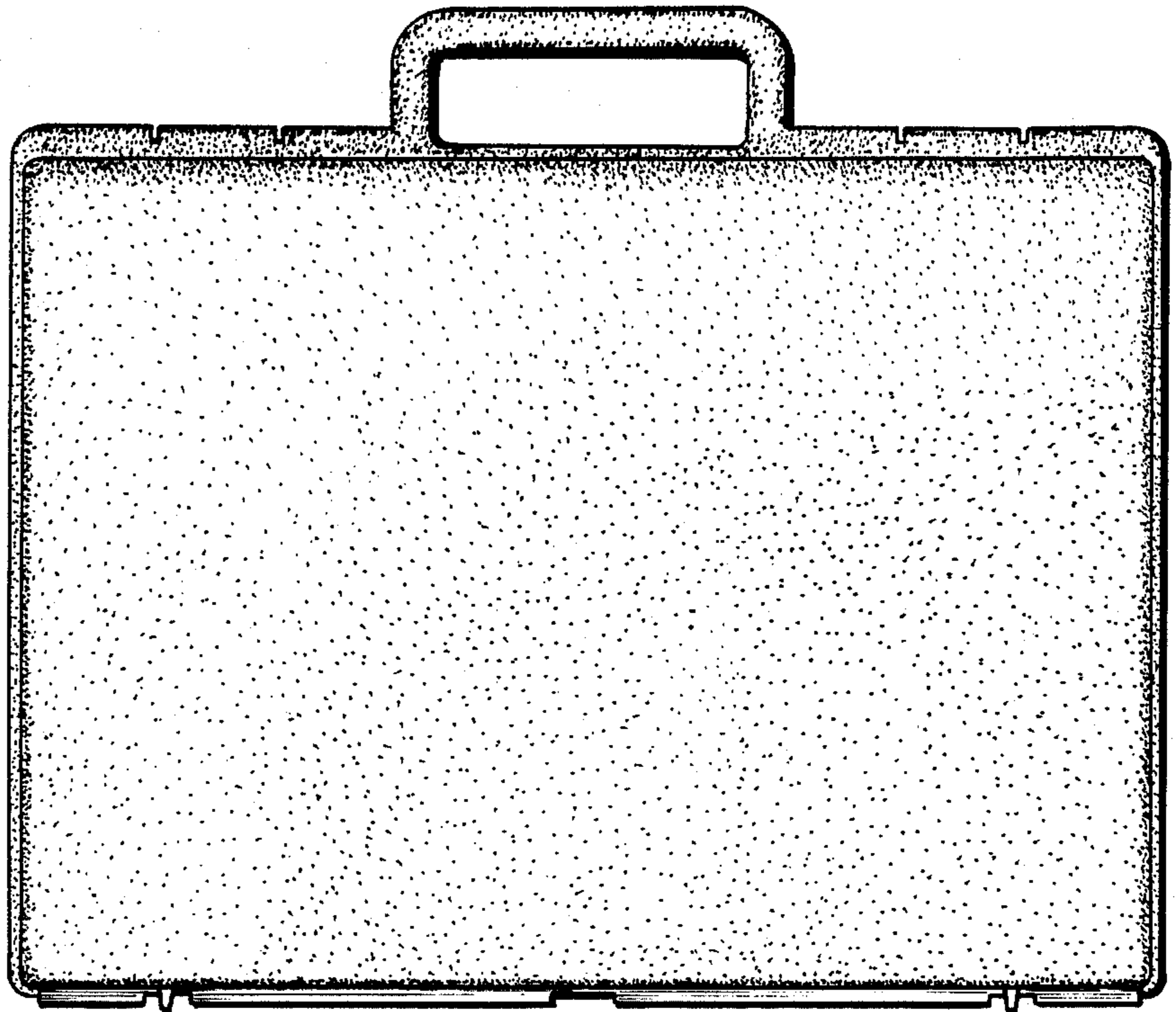


FIG. 5




FIG. 6

