

[54] FACE PANEL FOR A TELEPHONE STAND

[76] Inventor: Harry M. Stierwalt, 102 Mill Estate Rd., Taylors, S.C. 29687

[\*\*] Term: 14 Years

[21] Appl. No.: 769,023

[22] Filed: Aug. 26, 1985

[52] U.S. Cl. .... D14/257; D14/142

[58] Field of Search ..... D14/52, 53, 57, 58, D14/60, 62, 61; 379/419, 420, 432, 428, 435, 436, 157, 156, 164, 388-391

[56] References Cited

U.S. PATENT DOCUMENTS

- D. 206,227 11/1966 Cuccio et al. .... D14/57
- D. 286,042 10/1986 Fakatani ..... D14/62 X
- D. 290,461 6/1987 Mitchell ..... D14/62 X
- 3,274,345 9/1966 Ham, Jr. et al. .... D14/58 UX
- 3,916,103 10/1975 Morrell et al. .... D14/58 UX
- 4,046,972 9/1977 Huizinga et al. .... D14/58 UX
- 4,088,844 5/1978 Kinnaird, Jr. .... D14/58 UX
- 4,296,282 10/1981 O'Neil et al. .... D14/58 UX

- 4,374,308 2/1983 Holesha ..... 379/164
- 4,375,584 3/1983 Muzumdar et al. .... D14/58 UX
- 4,559,417 12/1985 Komuro et al. .... 379/157

OTHER PUBLICATIONS

Northern Telecom Convention Flyer, 9/1977: SL-1, PBX, Key Telephone, etc., 2 pages.

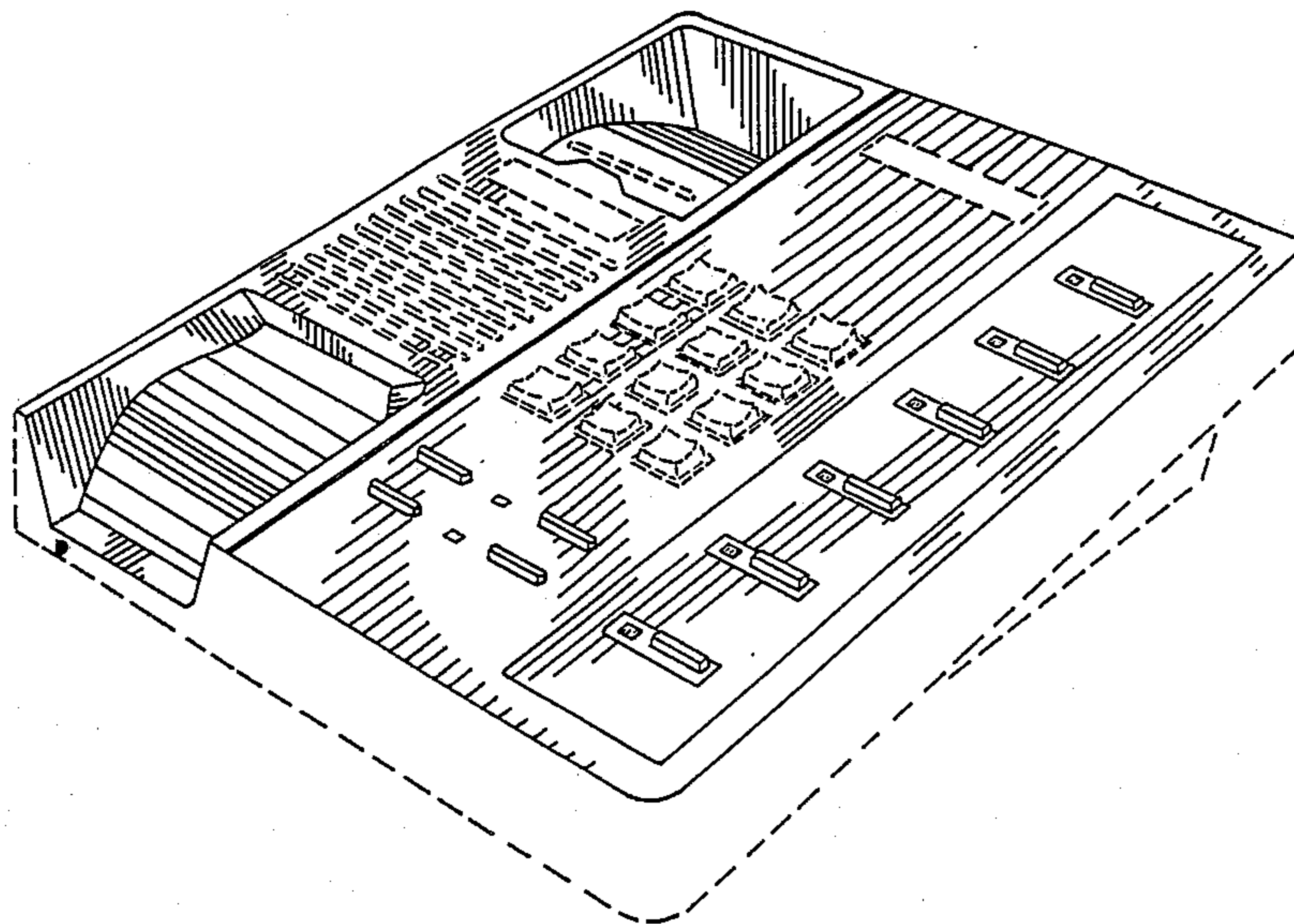
Primary Examiner—Horace B. Fay, Jr.  
Attorney, Agent, or Firm—Douglas B. White

[57] CLAIM

The ornamental design for a face panel for a telephone stand, as shown and described.

DESCRIPTION

FIG. 1 is a top plan view of a face panel for a telephone stand showing my new design; and, FIG. 2 is a front and top perspective view thereof taken from above and to the right of panel. The broken line showing of speaker phone apertures, rectangular display panels, and dial buttons in both figures is for illustrative purposes only and forms no part of the claimed design.



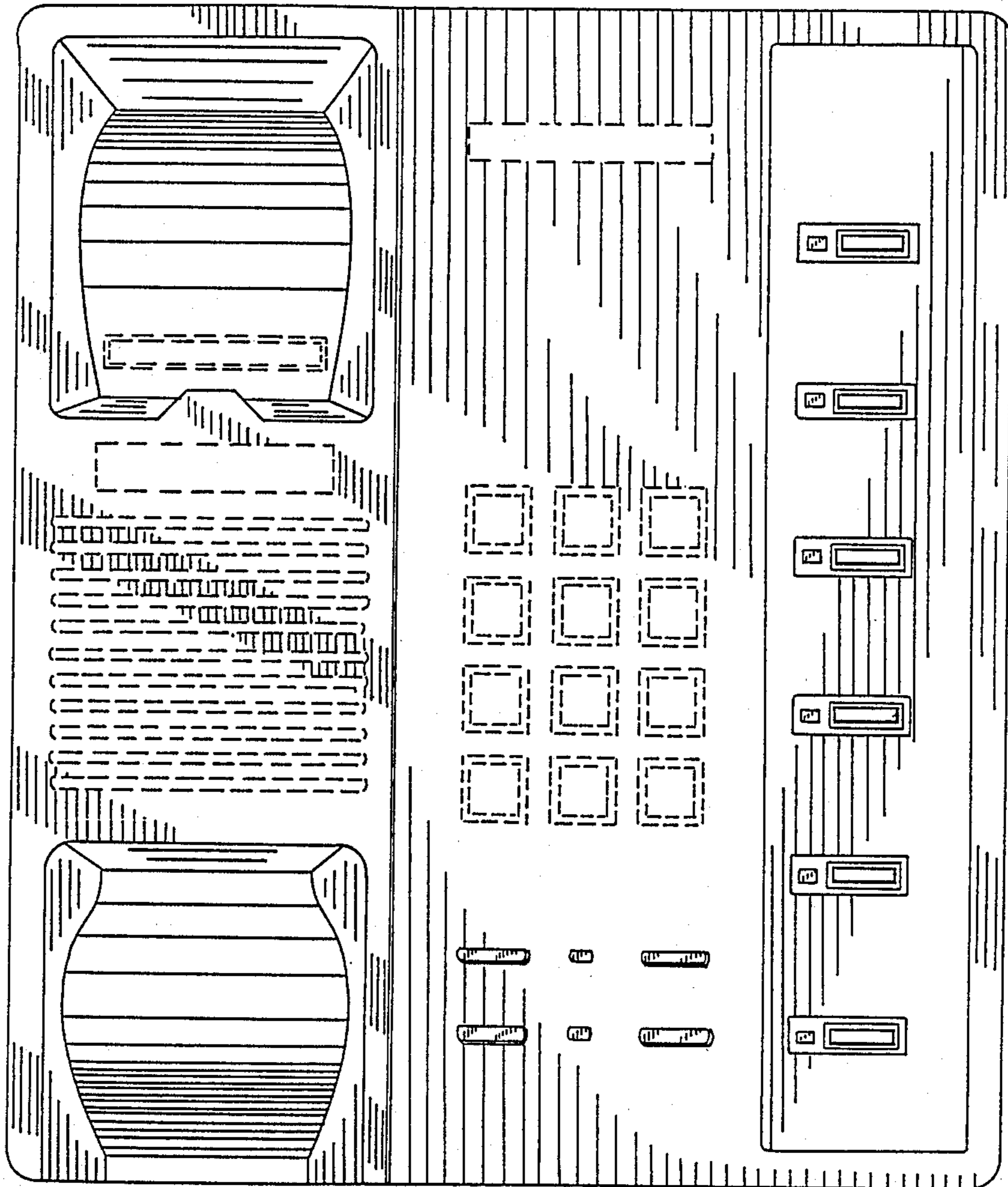


FIG. 1

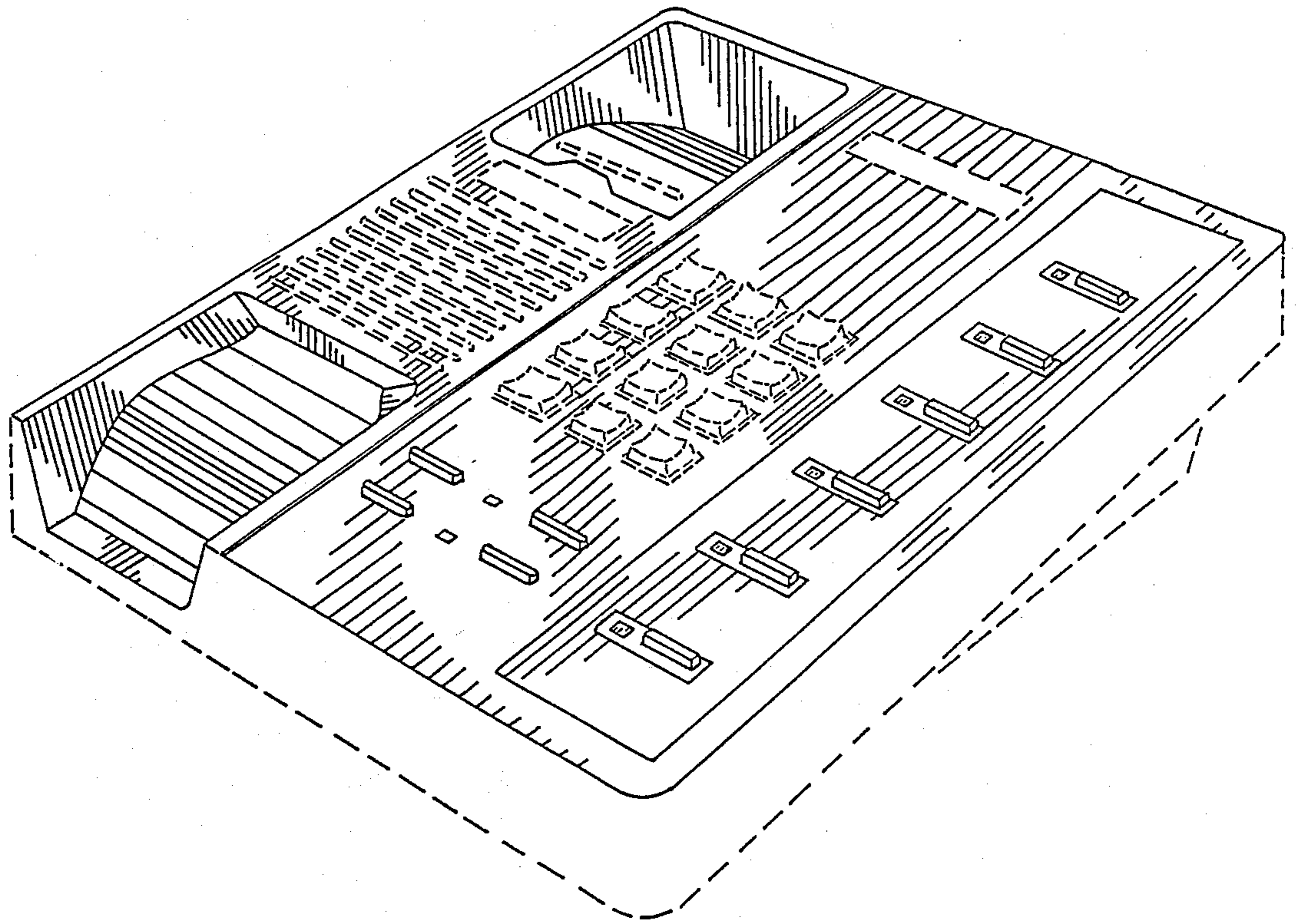


FIG. 2