

[54] **MULTIPLE LAMP BULB PACKAGE**

[75] **Inventors: David H. Caldwell, Marblehead; Dan E. Picini, Boxford, both of Mass.**

[73] **Assignee: GTE Products Corporation, Danvers, Mass.**

[*] **Notice: The portion of the term of this patent subsequent to Apr. 8, 2000 has been disclaimed.**

[**] **Term: 14 Years**

[21] **Appl. No.: 816,587**

[22] **Filed: Jan. 6, 1986**

[52] **U.S. Cl. D9/418**

[58] **Field of Search D9/337, 418, 368, 414, D9/432; 206/408, 418, 422, 604, 605, 521, 588; 229/39 B**

[56] **References Cited**

U.S. PATENT DOCUMENTS

D. 112,844	1/1939	Medoff	D9/418
D. 279,655	7/1985	Caldwell	D9/418
D. 283,309	4/1986	Caldwell	D9/418
3,053,431	9/1962	Jacobs	206/422
3,822,785	7/1974	Getz et al.	206/422


Primary Examiner—Bernard Ansher
Assistant Examiner—Prabhakar Deshmukh
Attorney, Agent, or Firm—Lawrence R. Fraley; William E. Meyer

[57] **CLAIM**

The ornamental design for a multiple lamp bulb package, substantially as shown and described.

DESCRIPTION

FIG. 1 is a front perspective view of a multiple lamp bulb package showing our new design;
FIG. 2 is a side elevational view thereof, the opposite side being substantially similar in appearance;
FIG. 3 is a top plan view thereof;
FIG. 4 is a bottom plan view thereof; and
FIG. 5 is a rear elevational view thereof.
The dash lines in FIGS. 1 and 3 represent score lines.



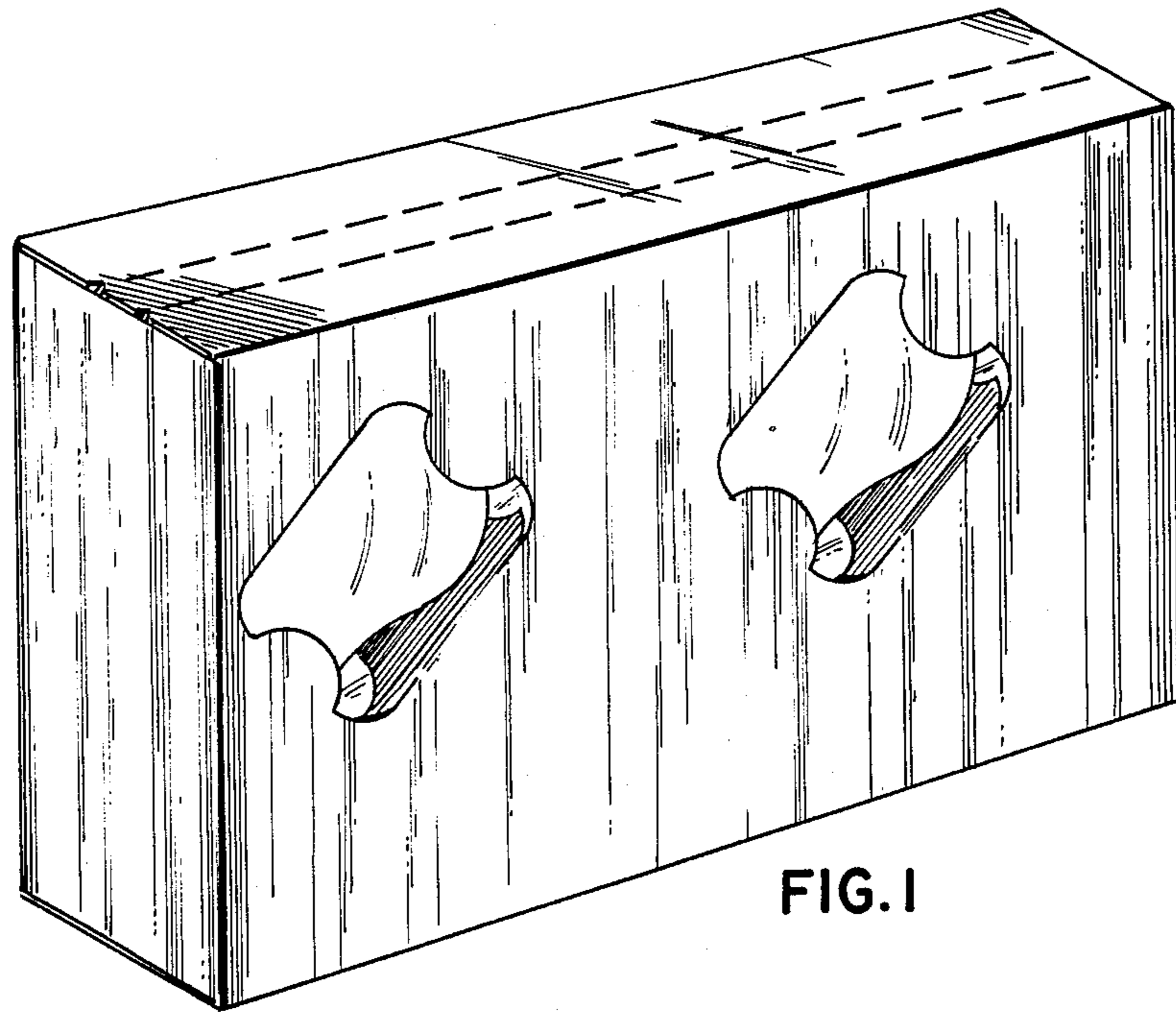


FIG. 1




FIG. 2




FIG. 3




FIG. 4




FIG. 5