

United States Patent [19]
Hermann

[11] **Patent Number: Des. 300,828**
[45] **Date of Patent: ** Apr. 25, 1989**

[54] **WRIST COMPUTER FOR DIVERS**

[75] **Inventor: Jurgen Hermann, Mauren,
Liechtenstein**

[73] **Assignee: Divetronic AG, Liechtenstein,
Liechtenstein**

[**] **Term: 14 Years**

[21] **Appl. No.: 827,555**

[22] **Filed: Feb. 10, 1986**

[30] **Foreign Application Priority Data**

Aug. 21, 1985 [WO] World Int. Prop. O. 005,722

[52] **U.S. Cl. D14/100**

[58] **Field of Search D14/100, 106, 107, 114,
D14/52; D18/7, 6; 340/365 R, 700, 711;
364/708, 709, 418; D10/31, 85; D29/6**

[56] **References Cited**

U.S. PATENT DOCUMENTS

D. 234,581 3/1975 Koehler D10/85

D. 260,411 8/1981 Rubin D10/31 X
D. 289,505 4/1987 Faulconer D10/85
4,005,400 1/1977 Engdahl 340/365 R
4,336,591 6/1982 Berdzar et al. 364/418
4,586,136 4/1986 Lewis 364/418

Primary Examiner—Susan J. Lucas

Attorney, Agent, or Firm—Orrin M. Haugen; Thomas J. Nikolai; Frederick W. Niebuhr

[57] **CLAIM**

The ornamental design for a wrist computer for divers, as shown and described.

DESCRIPTION

FIG. 1 is a top, front, right side perspective view of a wrist computer for divers showing my new design;
FIG. 2 is a right side elevational view thereof, the left side being a mirror image;
FIG. 3 is a top plan view thereof;
FIG. 4 is a front elevational view thereof;
FIG. 5 is a bottom plan view thereof; and
FIG. 6 is a rear elevational view thereof.

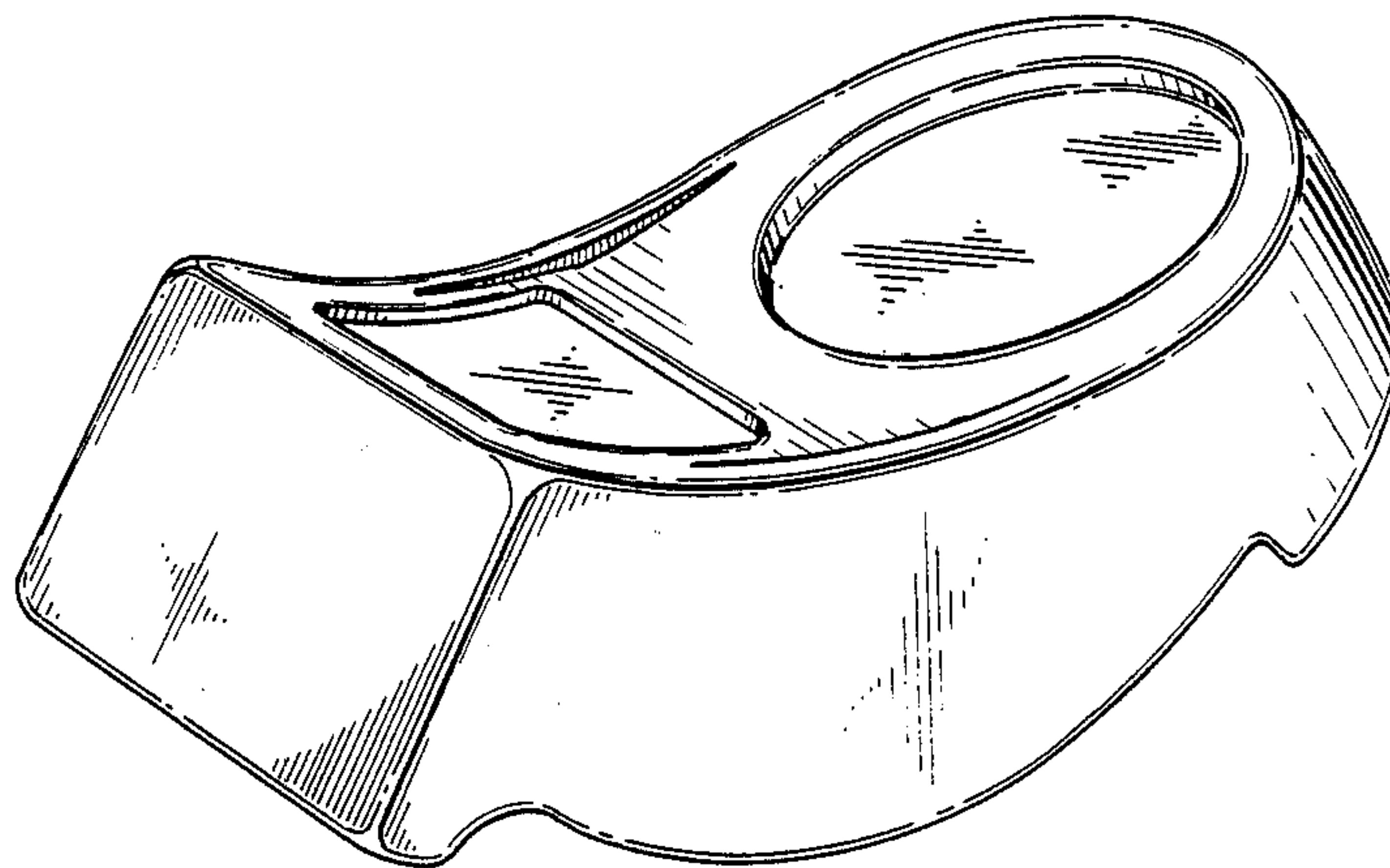


Fig. 1

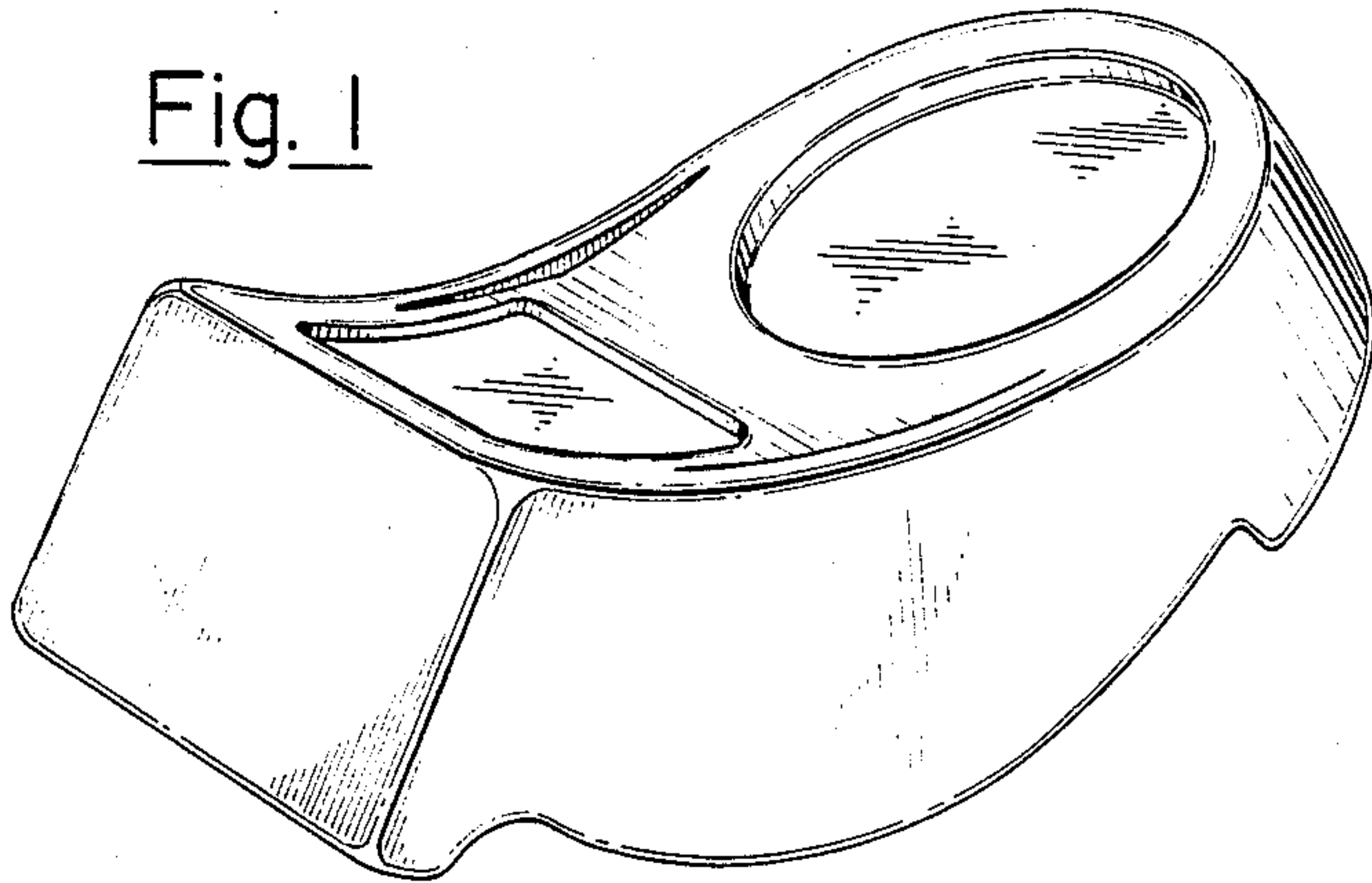


Fig. 2

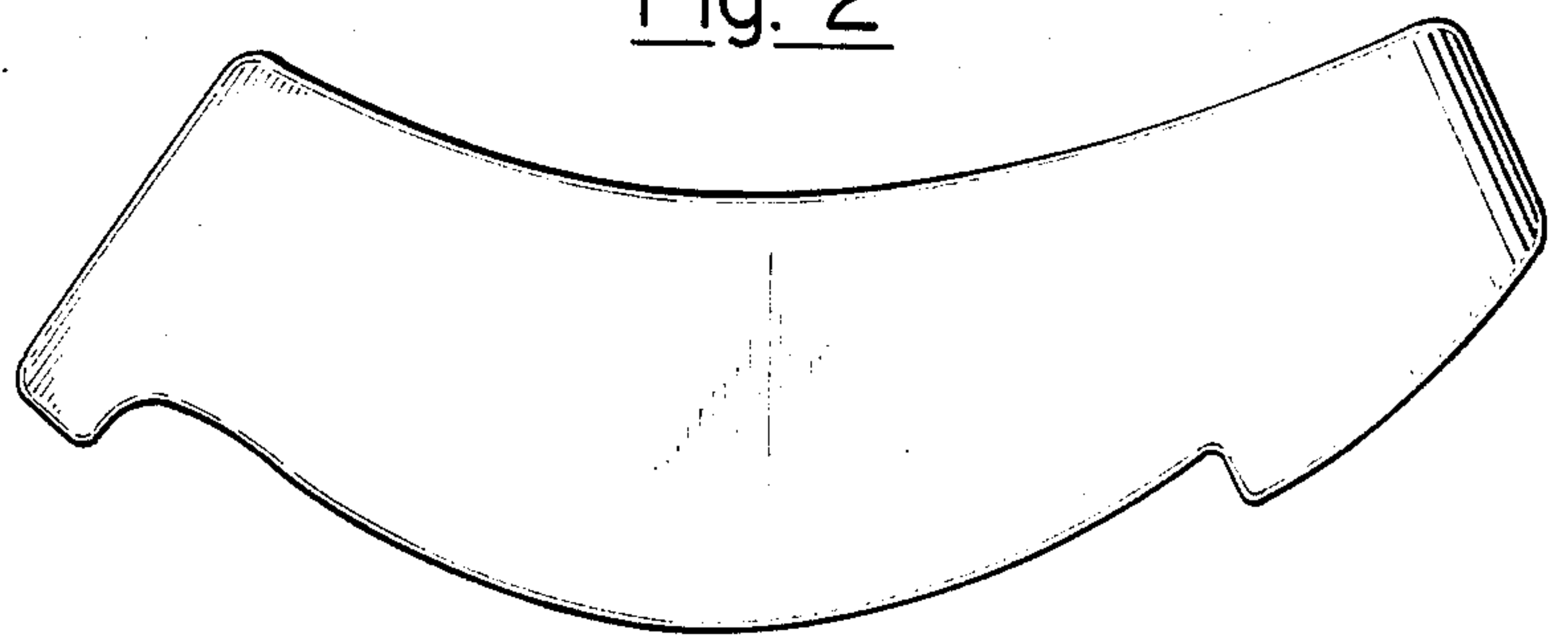


Fig. 3

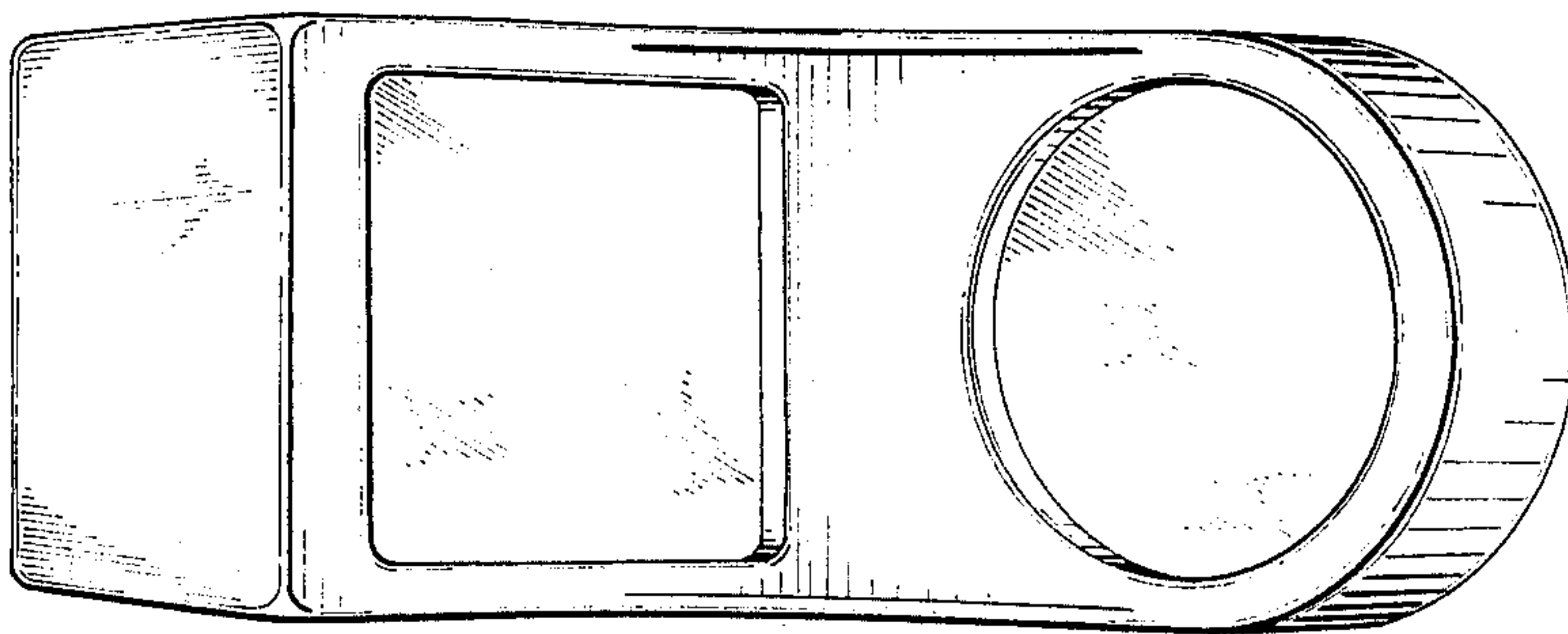


Fig. 4




Fig. 5




Fig. 6

