

# United States Patent [19]

Sutphen, Jr.

[11] Patent Number: Des. 300,800

[45] Date of Patent: \*\* Apr. 25, 1989

[54] CORE PLUG EXTRACTOR

[75] Inventor: Harold A. Sutphen, Jr., Fairfield, Conn.

[73] Assignee: Westvaco Corporation, New York, N.Y.

[\*\*] Term: 14 Years

[21] Appl. No.: 702,128

[22] Filed: Feb. 15, 1985

[52] U.S. Cl. .... D8/14

[58] Field of Search ..... D8/14, 88, 89, 81, DIG. 5, D8/DIG. 6, DIG. 7, DIG. 8, 303, 21, 107, 83, 94; 254/131; D21/230, 198, 48, 222; D3/12, 16; 74/551.9

[56] References Cited

U.S. PATENT DOCUMENTS

D. 136,668	11/1943	Joynes	.....	D8/89
D. 164,705	10/1951	Moses	.....	D54/13
D. 192,721	5/1962	Mills	.....	D93/4
D. 199,019	8/1964	Marson	.....	D93/4
D. 238,045	12/1975	Hutton	.....	D8/31
D. 262,513	1/1982	Allen	.....	D8/89

1,331,875	2/1920	Roberts	.....	74/551.9
3,362,684	1/1968	Davenport	.....	254/131
3,837,622	9/1974	Gale	.....	254/131
4,026,521	5/1977	Clark	.....	D8/14 X
4,460,087	7/1984	DeMarco et al.	.....	206/415

FOREIGN PATENT DOCUMENTS

811081 8/1951 Fed. Rep. of Germany ..... 74/551.9

OTHER PUBLICATIONS

1984 Garrett Wade Co. Woodworking Tools Catalog, p. 240, Handle Grip of Ripping Chisel "E", lower right side of page.


Primary Examiner—James M. Gandy

[57] CLAIM

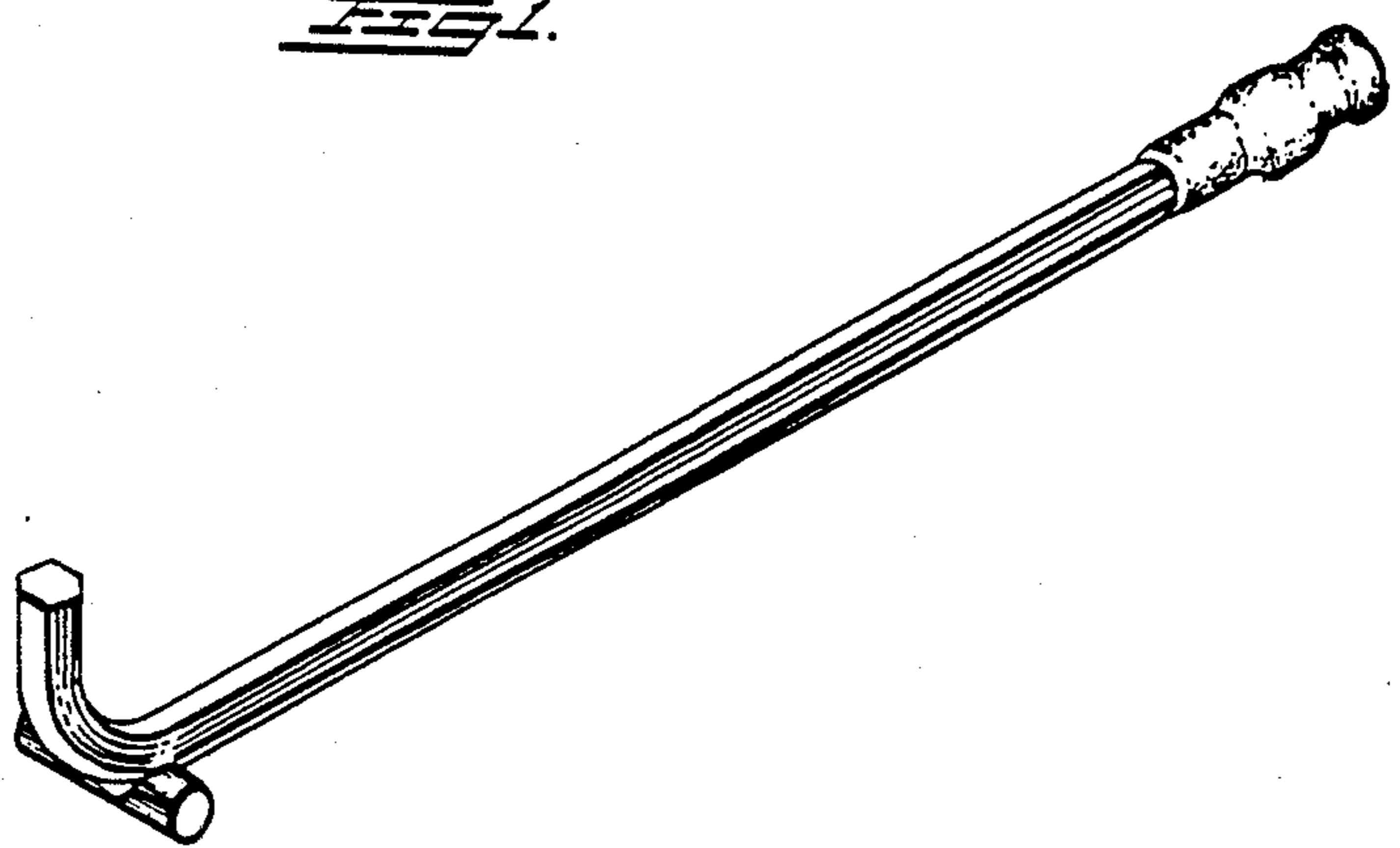
The ornamental design for a core plug extractor, as shown.

DESCRIPTION


FIG. 1 is a perspective view of a core plug extractor showing my new design;  
FIG. 2 is a top plan view;  
FIG. 3 is a side elevational view; and,  
FIG. 4 is an end elevational view.




*FIG. 1.*



*FIG. 2.*



*FIG. 3.*



*FIG. 4.*

