

United States Patent [19]

Waggerman

[11] Patent Number: **Des. 300,796**

[45] Date of Patent: **** Apr. 25, 1989**

[54] **ICE CHEST FLOAT**

[76] Inventor: **Jerry H. Waggerman, 2307 Lees Ct., League City, Tex. 77573**

[**] Term: **14 Years**

[21] Appl. No.: **948,291**

[22] Filed: **Dec. 31, 1986**

[52] U.S. Cl. **D7/77**

[58] Field of Search **D7/77, 70, 71, 27; D12/316; 206/562; 220/1 R, 21, 23.8; 211/74, 76; 441/32; D9/341**

3,831,209 8/1974 Clingman 114/267
4,358,866 11/1982 Rhodes 114/363
4,571,194 2/1986 Kiss et al. 441/1

Primary Examiner—Bernard Ansher

Assistant Examiner—Terry Pfeffer

Attorney, Agent, or Firm—Fleit, Jacobson, Cohn & Price

[57] **CLAIM**

The ornamental design for ice chest float, as shown and described.

DESCRIPTION

FIG. 1 is a top perspective view of an ice chest float showing my new design;

FIG. 2 is a top plan view thereof;

FIG. 3 is a side elevational view thereof;

FIG. 4 is a side elevational view thereof as seen from the right or left side of FIG. 3; and

FIG. 5 is a bottom plan view thereof.

[56] **References Cited**

U.S. PATENT DOCUMENTS

D. 215,959 11/1969 Kelso D12/316
D. 215,973 11/1969 Haskin D12/316
D. 290,674 7/1987 Valov D7/71
3,045,262 7/1962 Mitchell 441/136

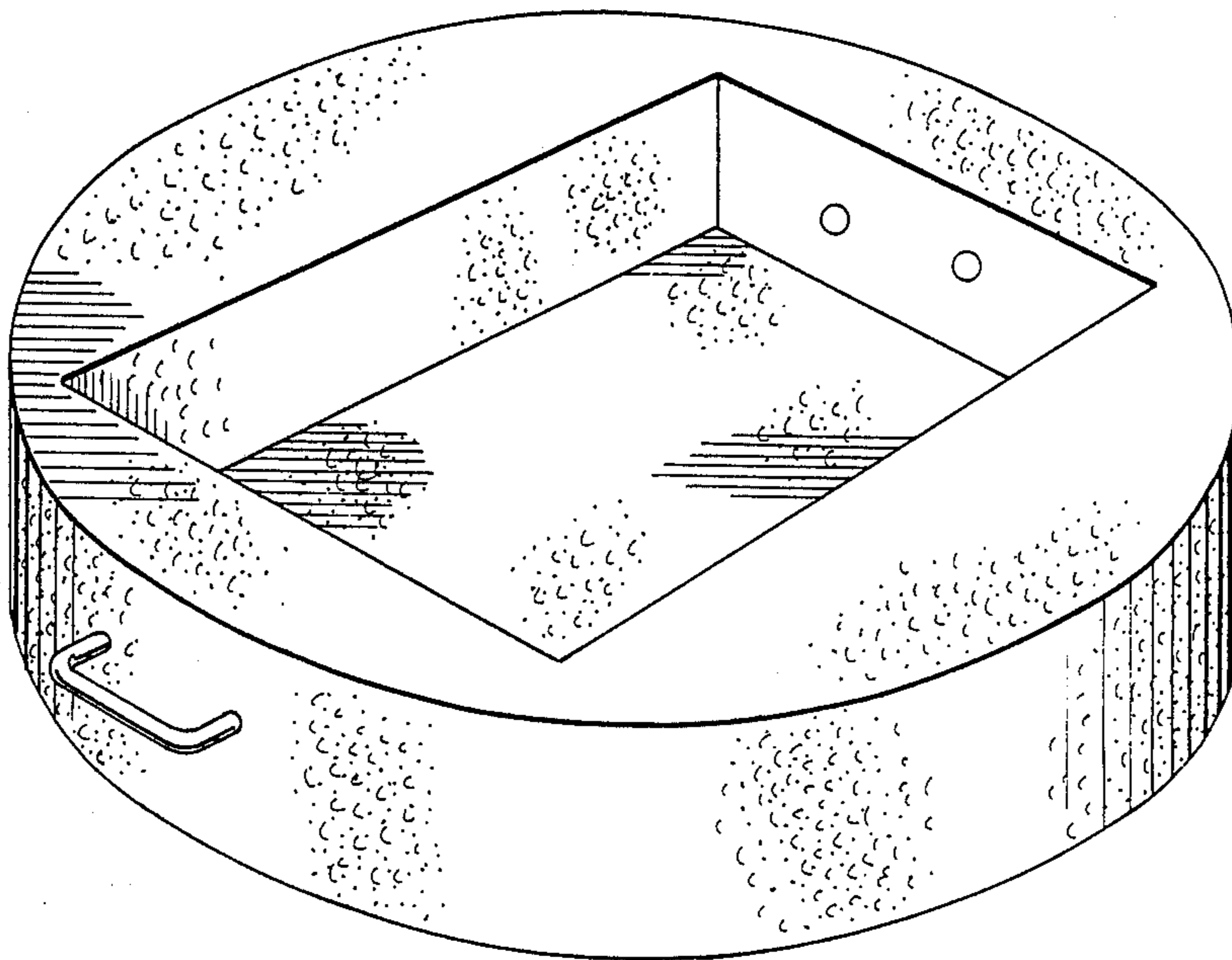


FIG. 1

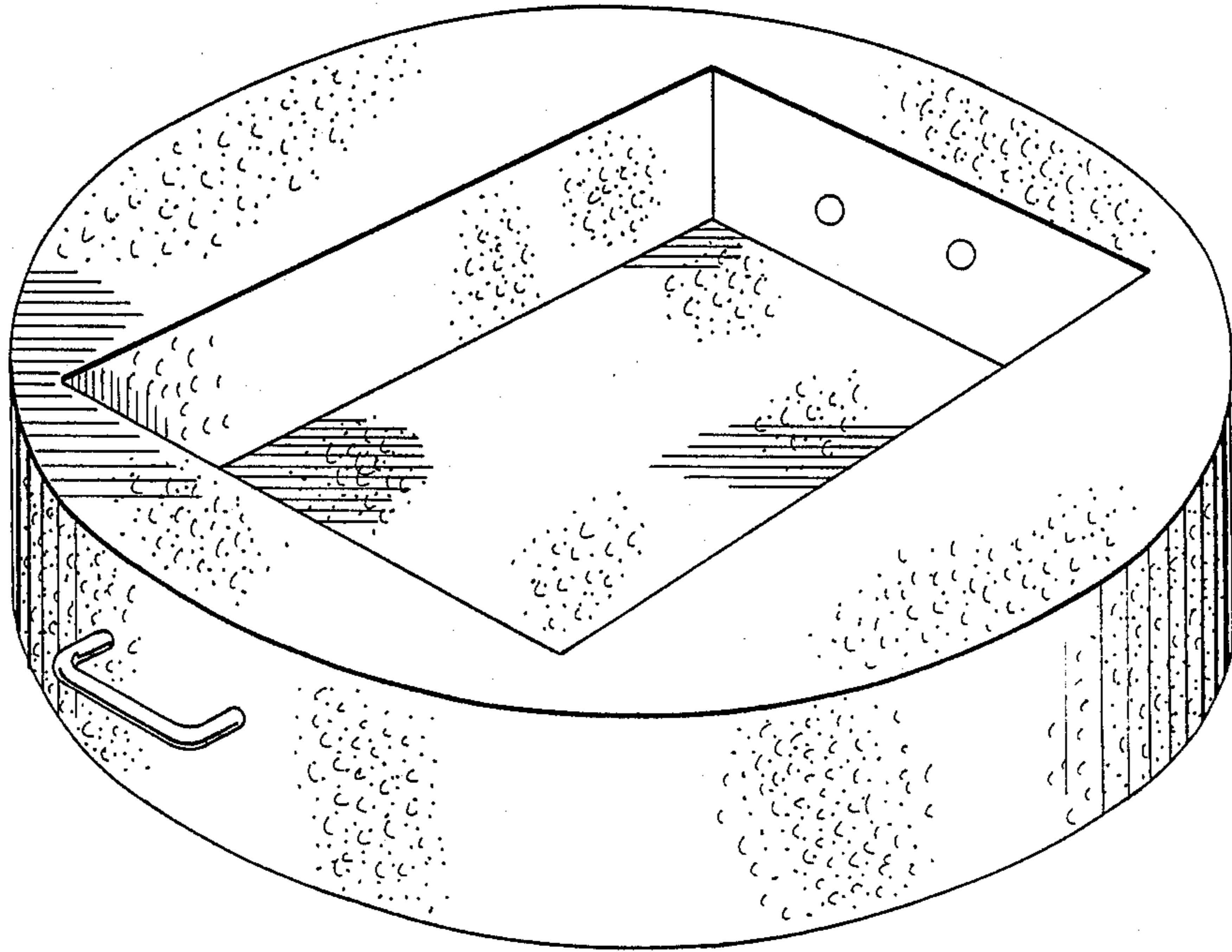


FIG. 2

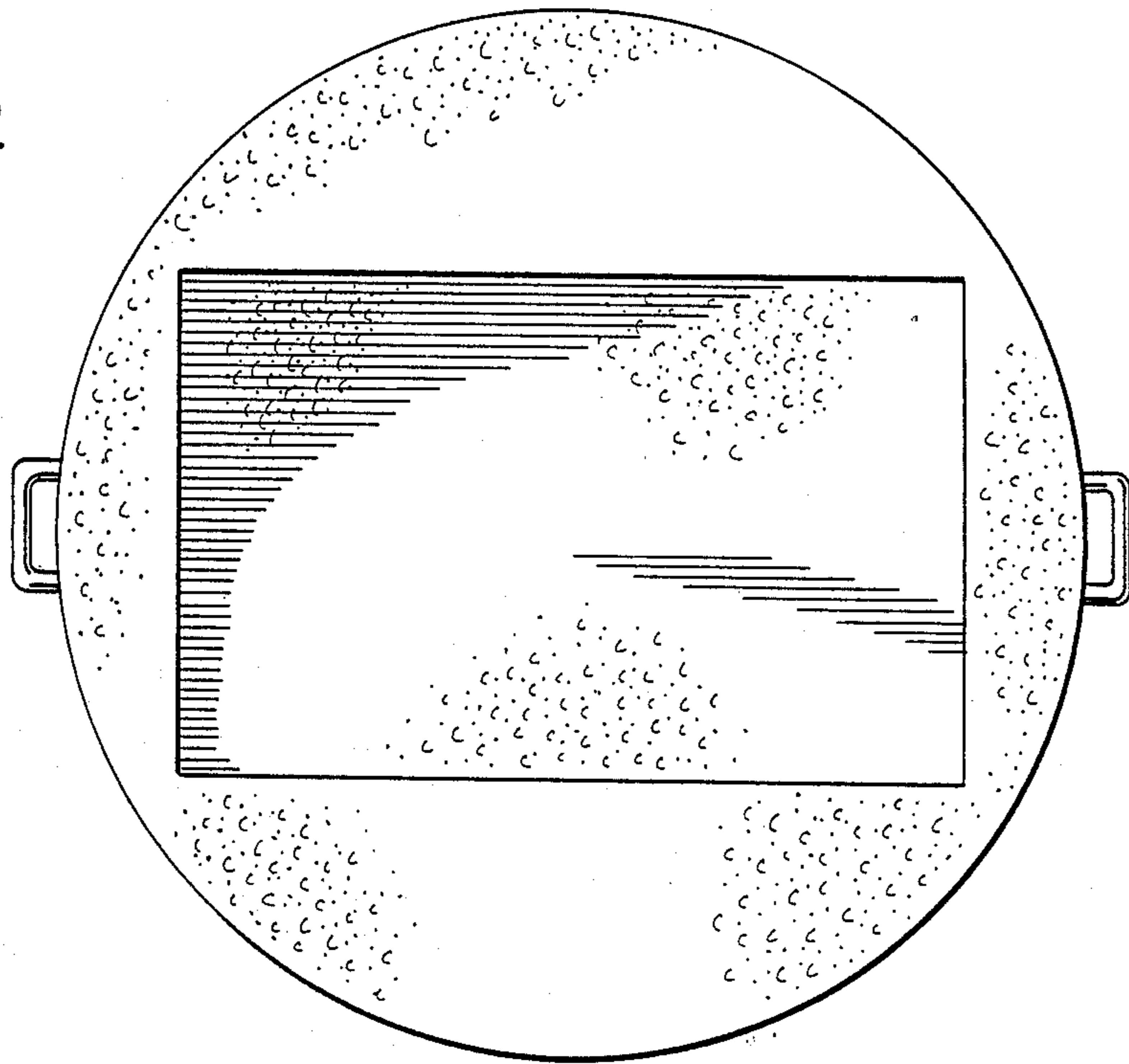


FIG. 3




FIG. 4

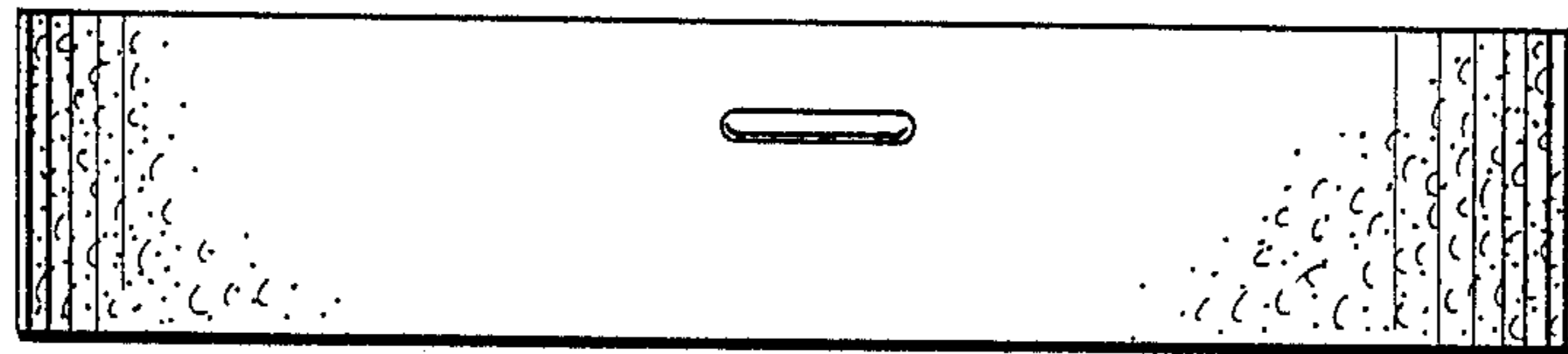


FIG. 5

