

[54] DISPLAY RACK

[76] Inventor: Arthur S. Kellogg, 11706 Ficus St., Palm Beach Gardens, Fla. 33410

[\*] Notice: The portion of the term of this patent subsequent to Jul. 23, 1999 has been disclaimed.

[\*\*] Term: 14 Years

[21] Appl. No.: 885,713

[22] Filed: Jul. 15, 1986

[52] U.S. Cl. .... D6/571; D6/567

[58] Field of Search ..... D6/512, 515, 553, 567, D6/569-571; 108/59-60, 91; 211/13, 45, 59.2, 86-87, 90, 134, 153

[56] References Cited

U.S. PATENT DOCUMENTS

- D. 250,241 11/1978 Bragimetz ..... D6/475
- D. 276,009 10/1984 Ousley ..... D6/525 X
- D. 279,743 7/1985 Kellogg ..... D6/517
- D. 279,745 7/1985 Kellogg ..... D6/517

- D. 279,746 7/1985 Kellogg ..... D6/517
- D. 279,747 7/1985 Kellogg ..... D6/517
- 4,228,743 10/1980 Crook ..... 108/31

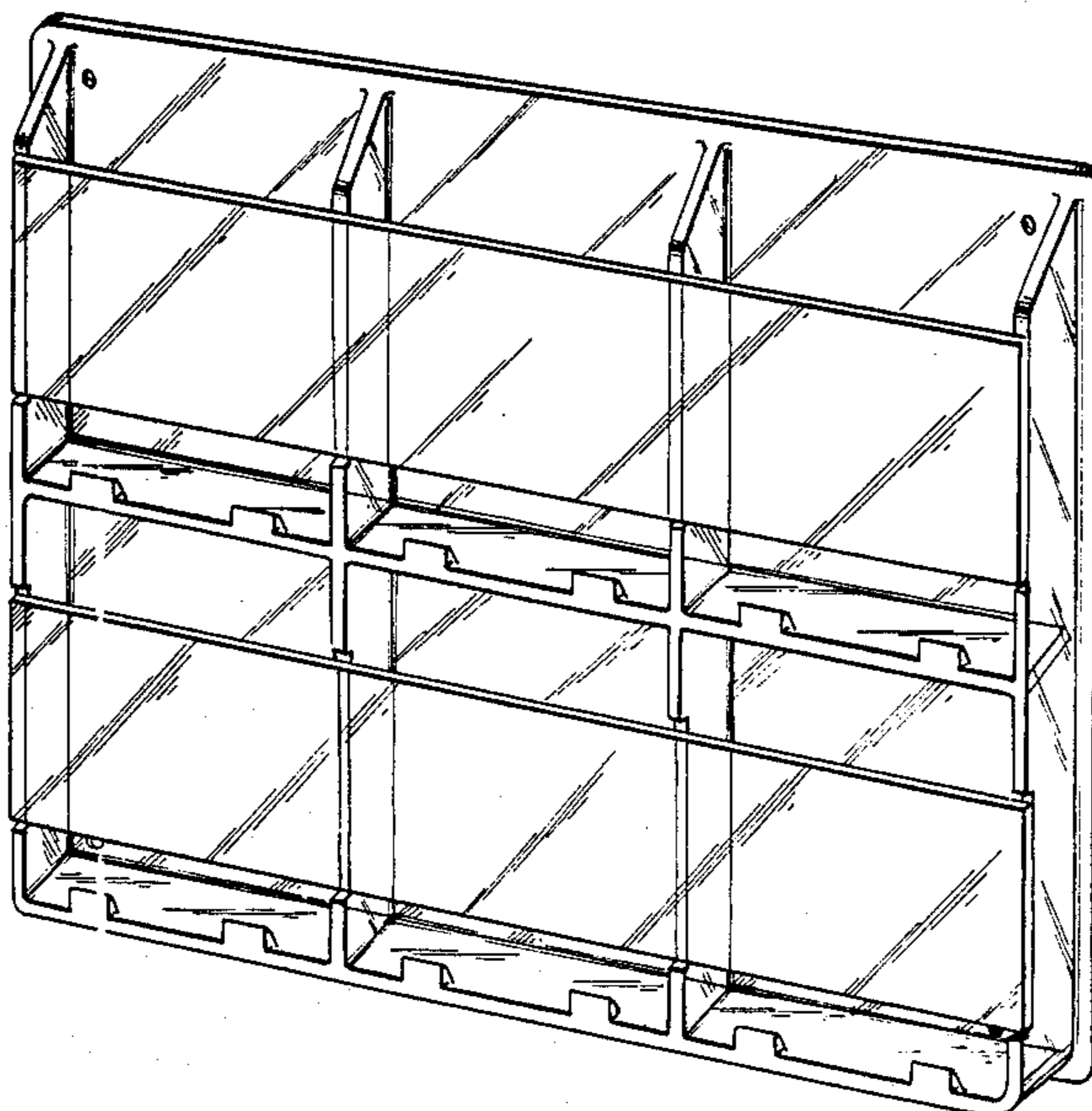
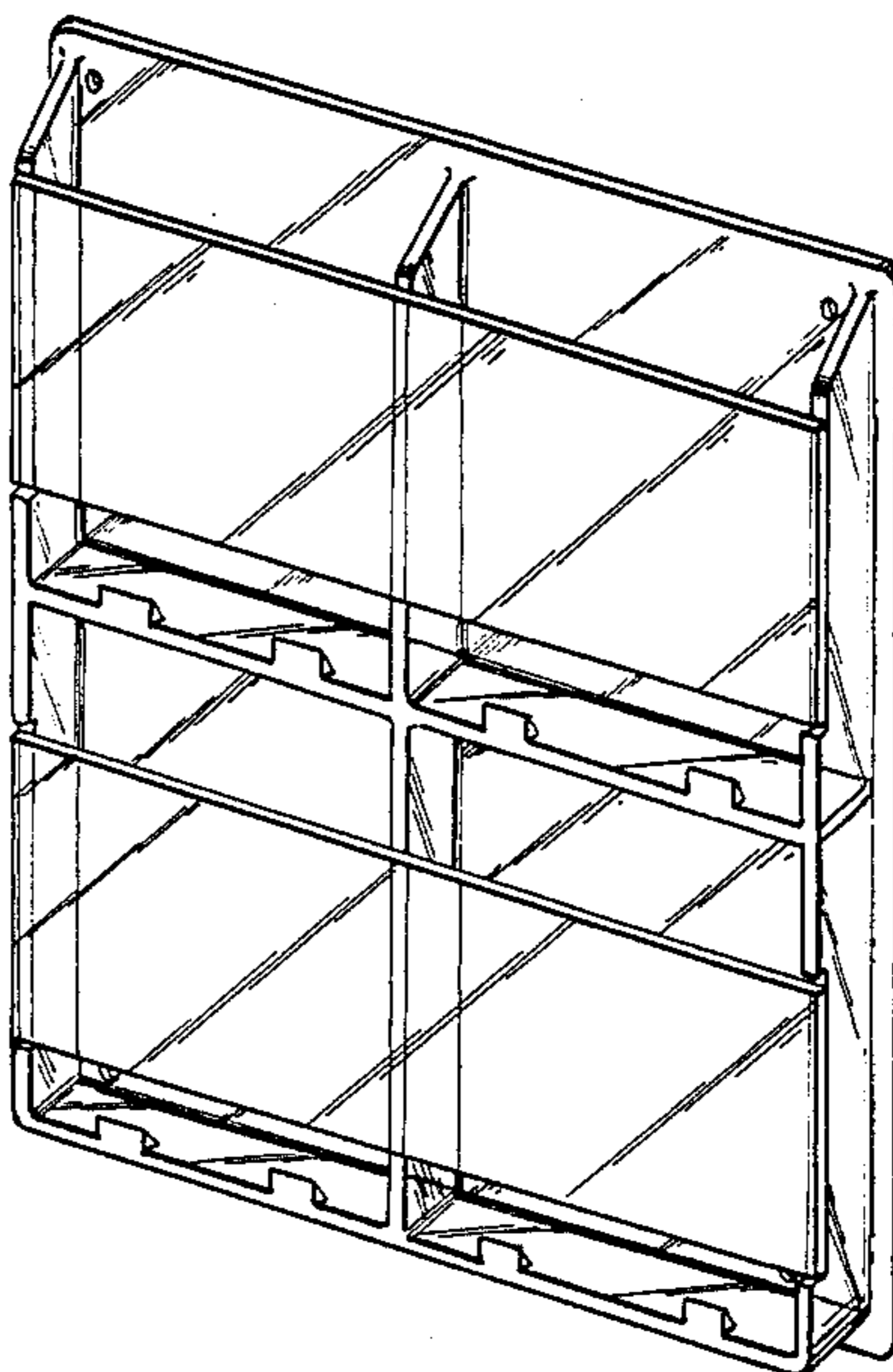

Primary Examiner—Wallace R. Burke  
Assistant Examiner—Brian N. Vinson  
Attorney, Agent, or Firm—Cushman Darby & Cushman


[57] CLAIM

The ornamental design for a display rack, as shown and described.

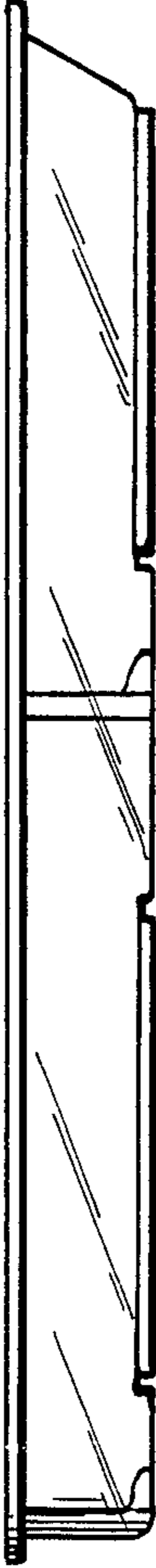
DESCRIPTION

FIG. 1 is a top, front and right side perspective view of a display rack showing my new design;  
FIG. 2 is a left side elevational view thereof;  
FIG. 3 is a top, front and right side perspective view of a second embodiment thereof;  
FIG. 4 is a left side elevational view of the embodiment of FIG. 3;  
FIG. 5 is a top, front and right side perspective view of a third embodiment thereof; and  
FIG. 6 is a left side elevational view of the embodiment of FIG. 5.





*FIG. 1*



*FIG. 2*

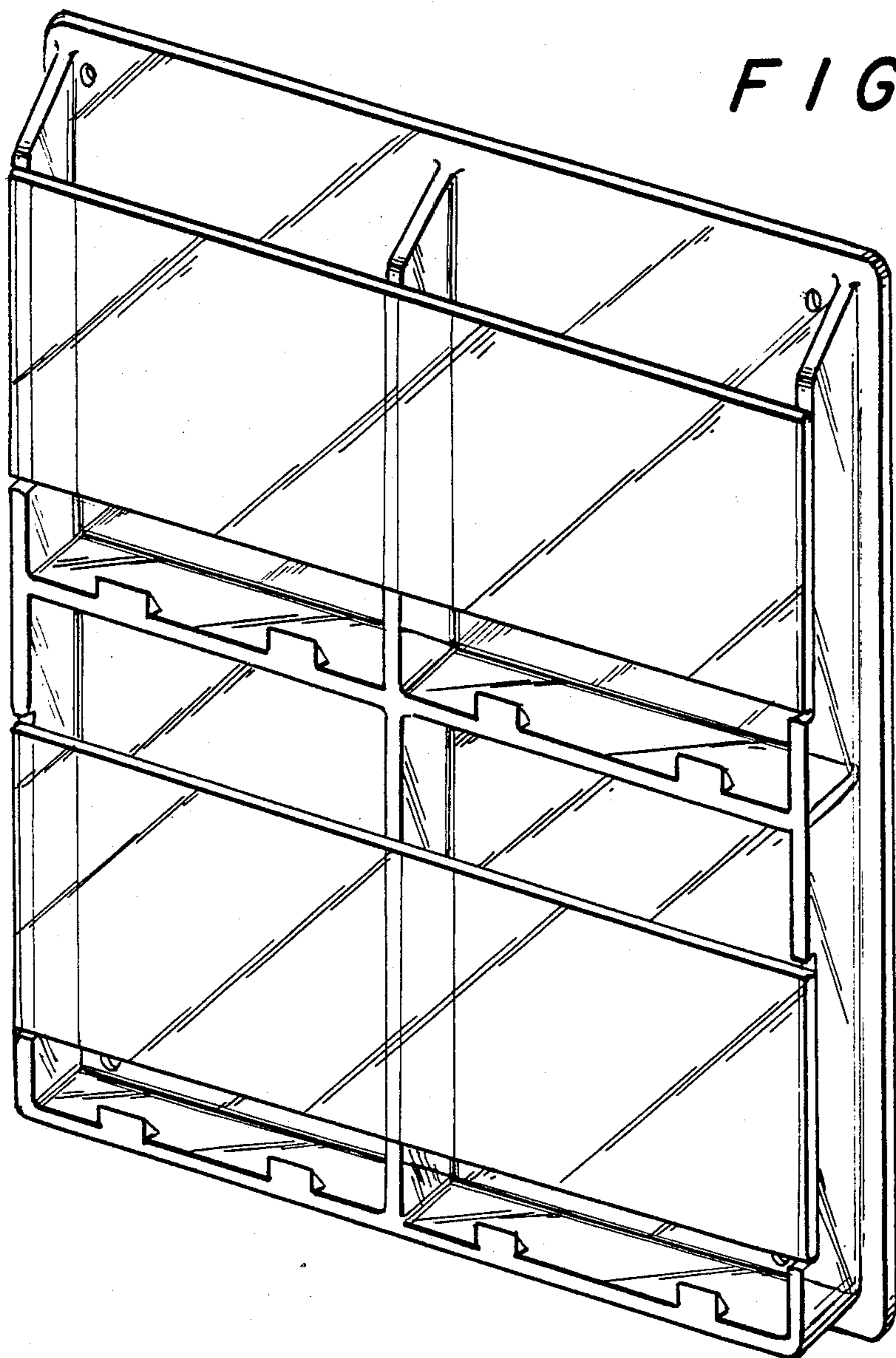


FIG. 3

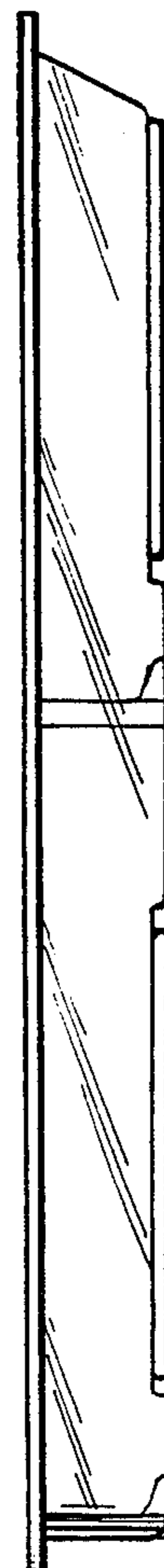


FIG. 4



FIG. 6

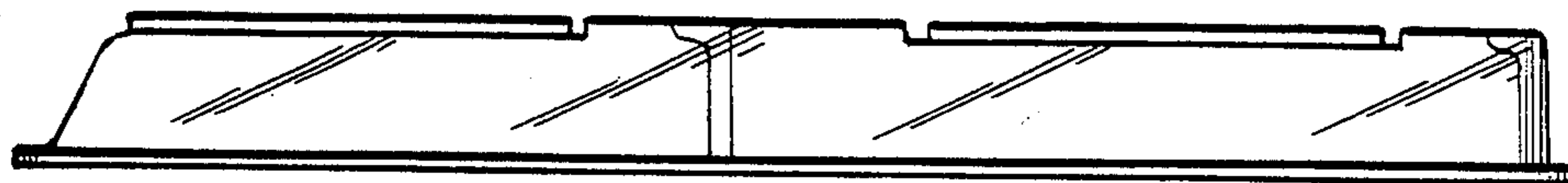


FIG. 5

