

[54] **COIN DISPLAY CASE**

[76] **Inventor: Carl S. Sims, 4 Laurel Cir., Pease A. F. B., N.H. 03801**

[\*\*] **Term: 14 Years**

[21] **Appl. No.: 883,058**

[22] **Filed: Aug. 5, 1986**

[52] **U.S. Cl. .... D6/559; D6/470**

[58] **Field of Search .... D6/310-314, D6/470, 450, 471, 559; 206/0.8, 0.81, 232, 45.34; 312/114**

[56] **References Cited**

**U.S. PATENT DOCUMENTS**

D. 133,163	7/1942	Marchand .....	D6/559
D. 171,159	12/1953	Knight .....	D6/559
D. 174,380	4/1955	Engels et al. ....	D6/559
D. 243,136	1/1977	Foster .....	D6/559
D. 247,728	4/1978	Nichols .....	D6/559
D. 287,201	12/1986	Franklin et al. ....	D6/470 X
D. 295,699	5/1988	Purdy .....	D6/310
618,887	2/1899	Levit .....	312/114

1,961,137	6/1934	De Haan .....	312/114 X
2,258,535	10/1941	Buranelli .....	206/0.84
2,288,909	7/1942	Low .....	206/0.83
2,954,866	10/1960	McDermut .....	206/0.84
2,985,284	5/1961	Levy .....	206/0.83
3,579,878	5/1971	Griffin .....	206/0.83
3,910,408	10/1975	Husney et al. ....	206/0.81
4,145,826	3/1979	Shaw .....	40/10 D X
4,215,499	8/1980	Wilson .....	206/45.34 X

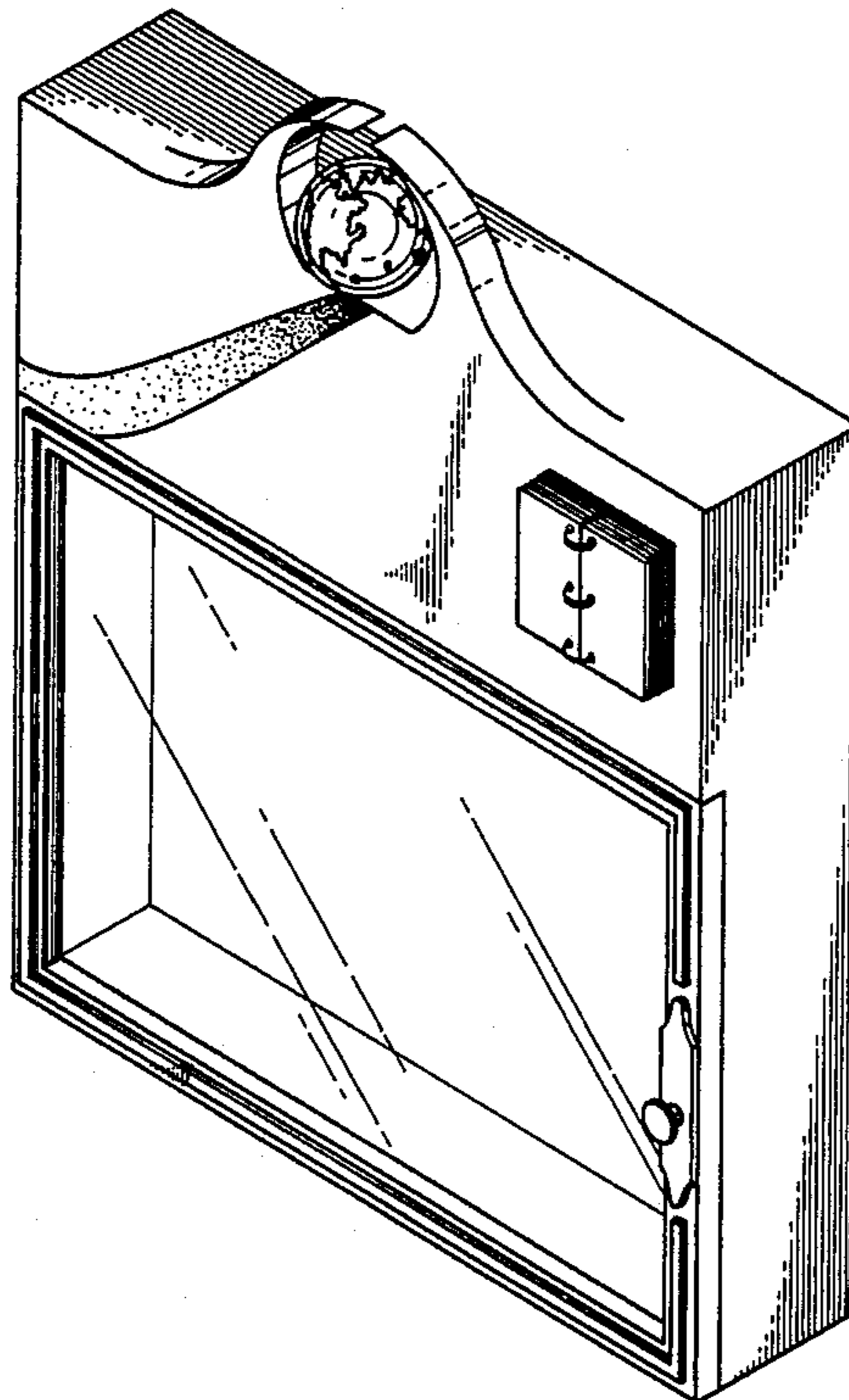
*Primary Examiner*—Carmen H. Vales  
*Attorney, Agent, or Firm*—Terry M. Gernstein

[57] **CLAIM**

The ornamental design for a coin display case, as shown and described.

**DESCRIPTION**

FIG. 1 is a perspective view of a coin display case showing my new design; FIG. 2 is a top plan view thereof; FIG. 3 is a left side elevational view thereof; and FIG. 4 is a right side elevational view thereof. The rear of the coin display case is flat and unornamented.



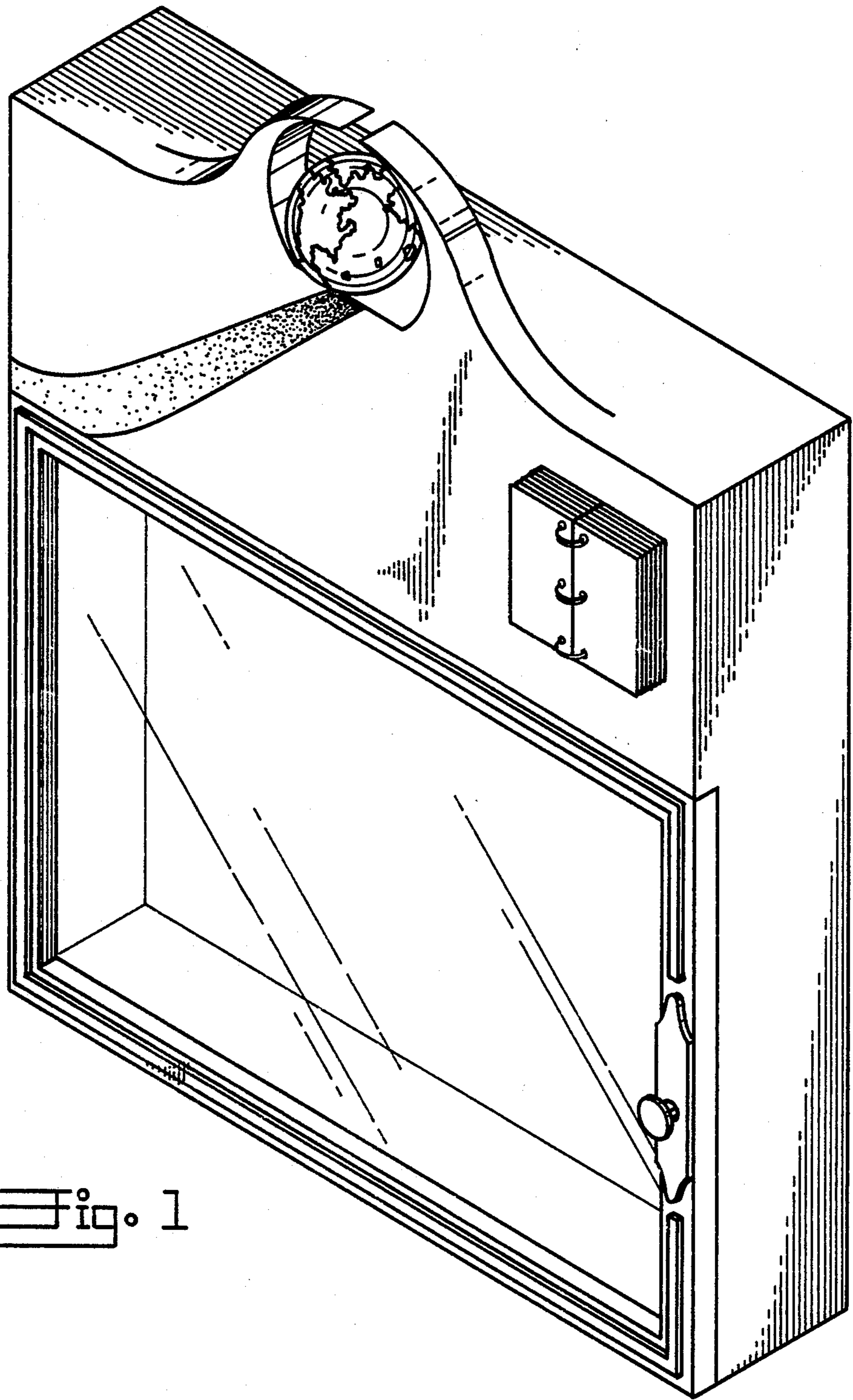


Fig. 1




Fig. 2

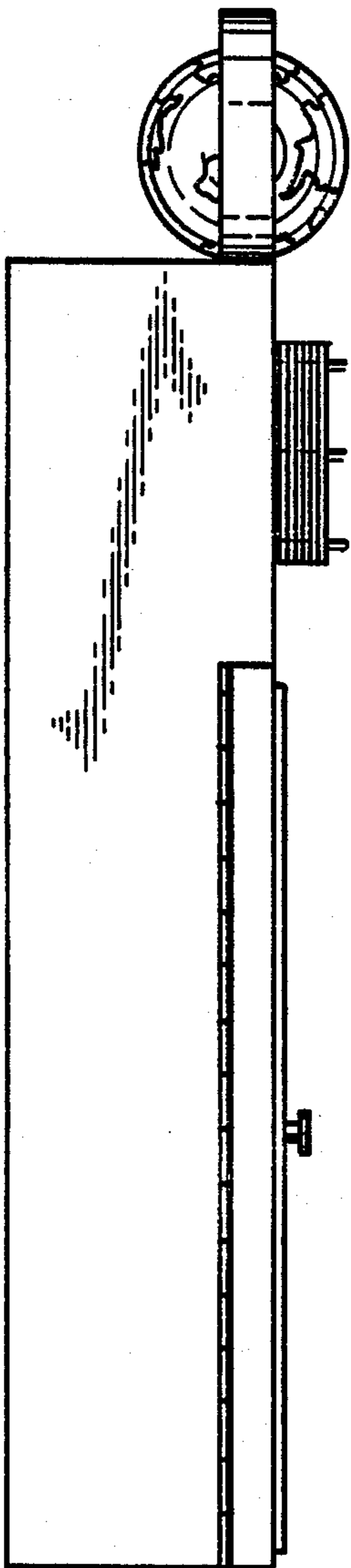


Fig. 3

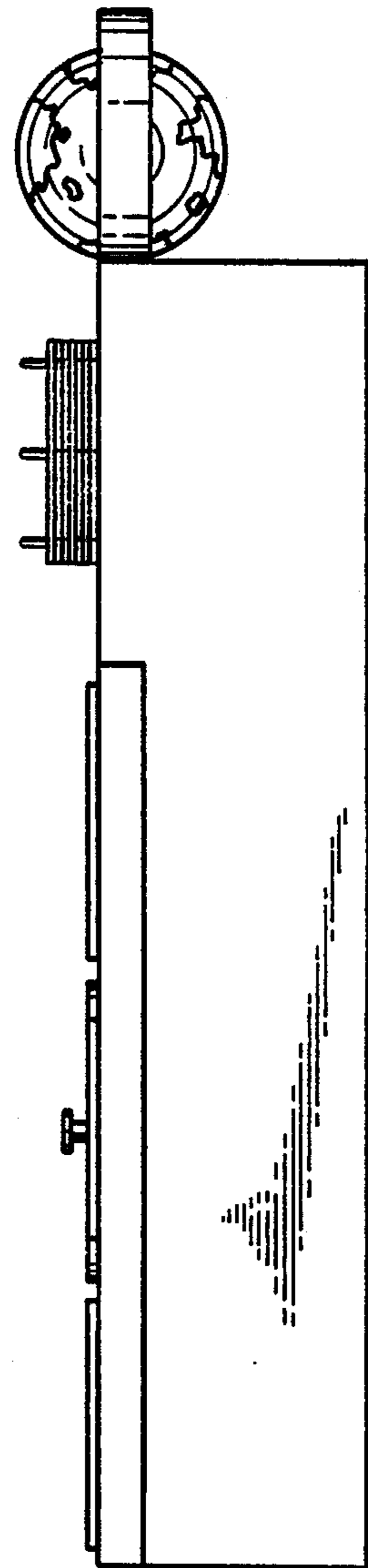


Fig. 4