

United States Patent [19]
Hutchins

[11] **Patent Number: Des. 300,792**

[45] **Date of Patent: ** Apr. 25, 1989**

[54] **PLANT HANGER**
[76] **Inventor: Gary E. Hutchins, 107 A Dorn Dr.,
Waunakee, Wis. 53597**
[**] **Term: 14 Years**
[21] **Appl. No.: 791,374**
[22] **Filed: Oct. 25, 1985**
[52] **U.S. Cl. D6/514**
[58] **Field of Search D6/512-513,
D6/514-403, 556, 558; 47/41.11, 67;
248/302-304, 309.1, 311.2, 312, 312.1, 315,
316.8, 317-318, 339; 220/92, 95; 211/13, 71, 86,
106, 113, 115, 117-119**

3,516,801 6/1970 Shah 248/311.2 X
3,650,384 3/1972 Pegg 47/39 X
4,098,483 7/1978 Pesola et al. 248/304 X
4,603,507 8/1986 Nelson 248/318 X
4,691,473 9/1987 Ragen 47/67

Primary Examiner—Wallace R. Burke
Assistant Examiner—Brian N. Vinson
Attorney, Agent, or Firm—Varnum, Riddering, Schmidt
& Howlett

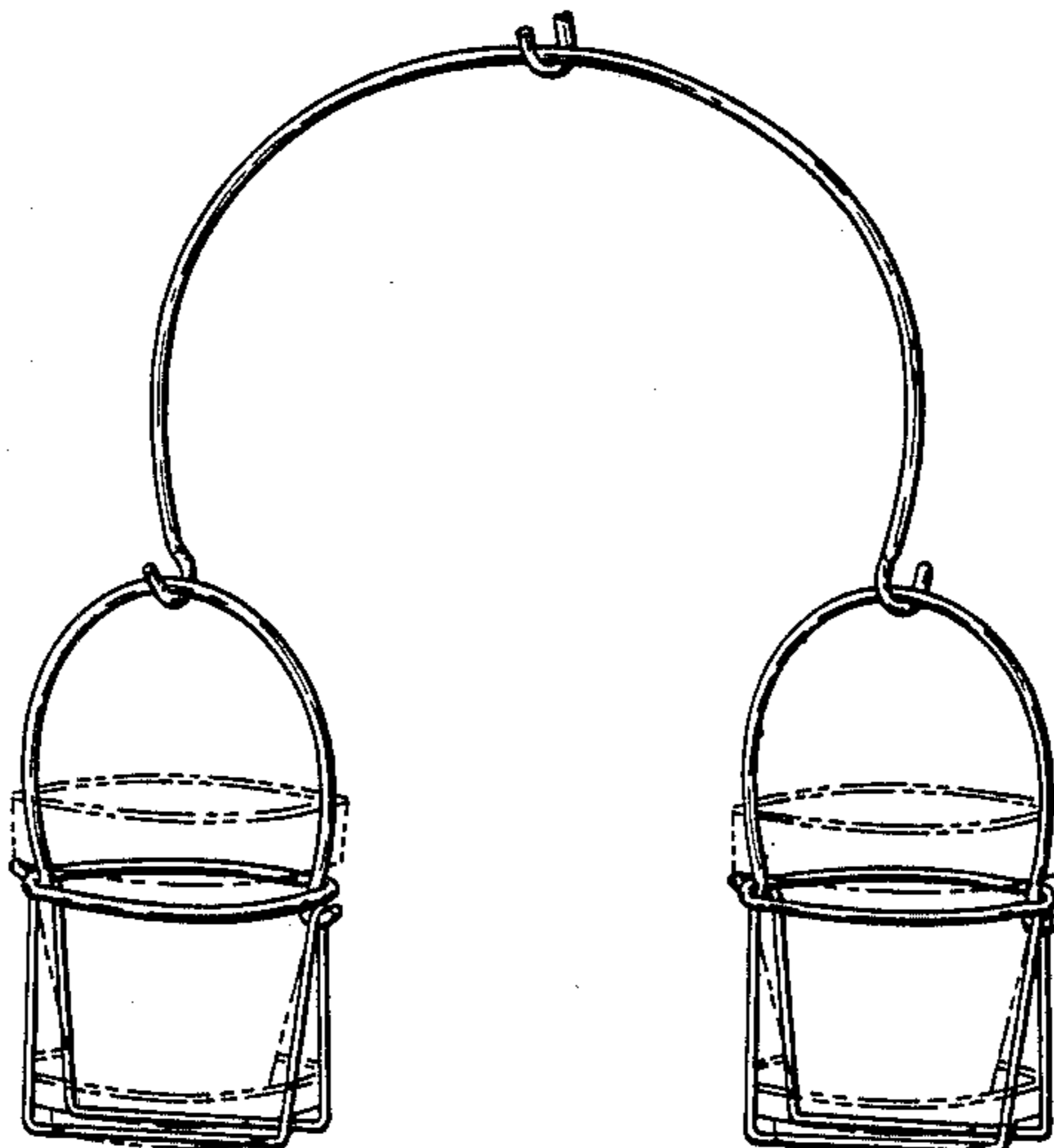
[56] **References Cited**
U.S. PATENT DOCUMENTS

D. 258,330 2/1981 Bosley D6/556
D. 274,394 6/1984 Elliott D6/403
D. 275,432 9/1984 Chan et al. D6/513
D. 275,627 9/1984 Chan et al. D6/514
313,667 3/1885 Hesser D6/513 X
760,879 5/1904 Kunzman D6/403 X

[57] **CLAIM**
The ornamental design for a plant hanger, as shown and described.

DESCRIPTION

FIG. 1 is a perspective view of a plant hanger showing my new design, the broken-line showing of the flower pots being for illustrative purposes only and forming no part of the claimed design, the top hook element being shown broken-away to indicate indeterminate length; FIG. 2 is a side elevational view thereof, the side opposite being a mirror image; and FIG. 3 is a top plan view thereof.



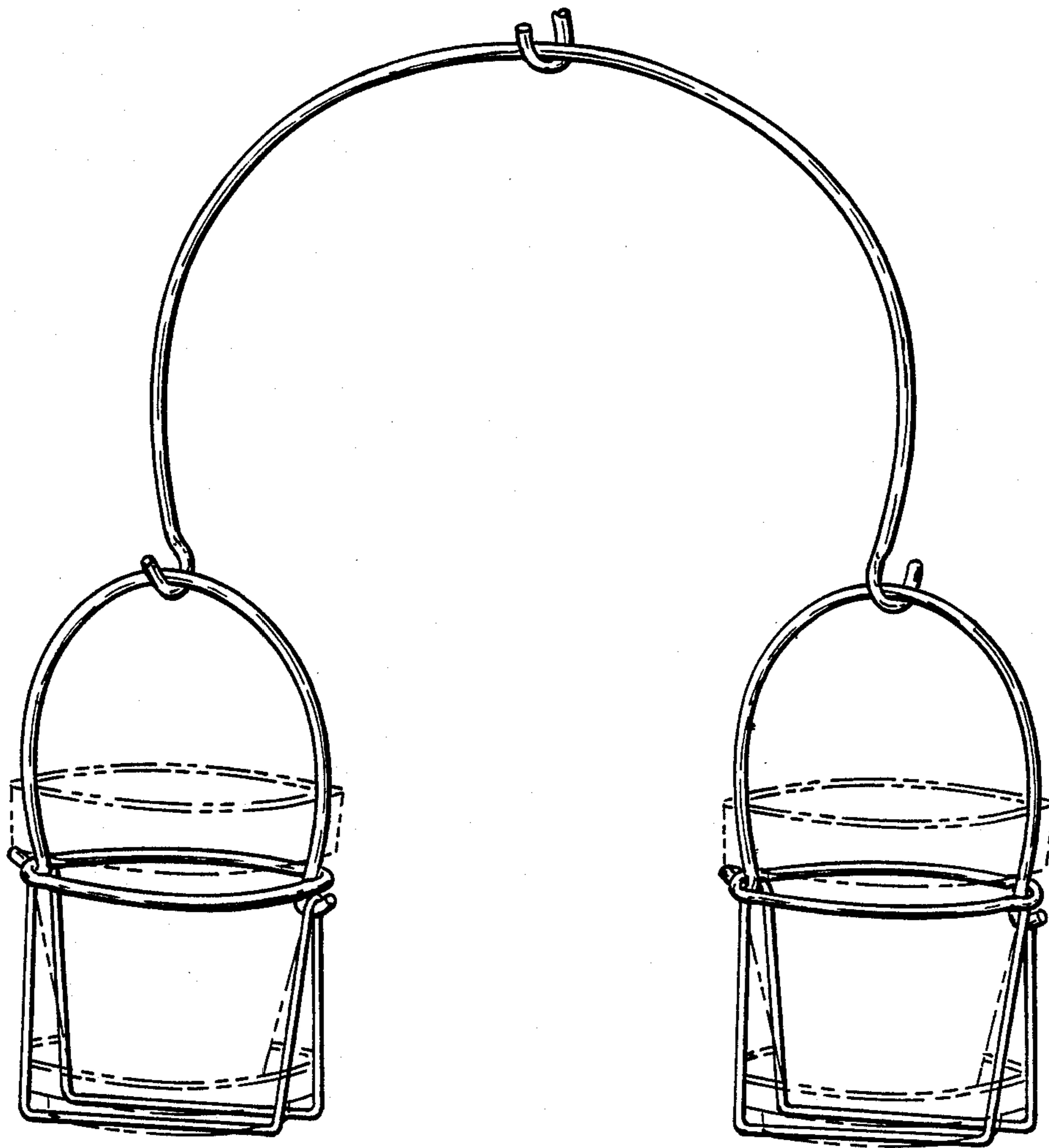


FIG. 1

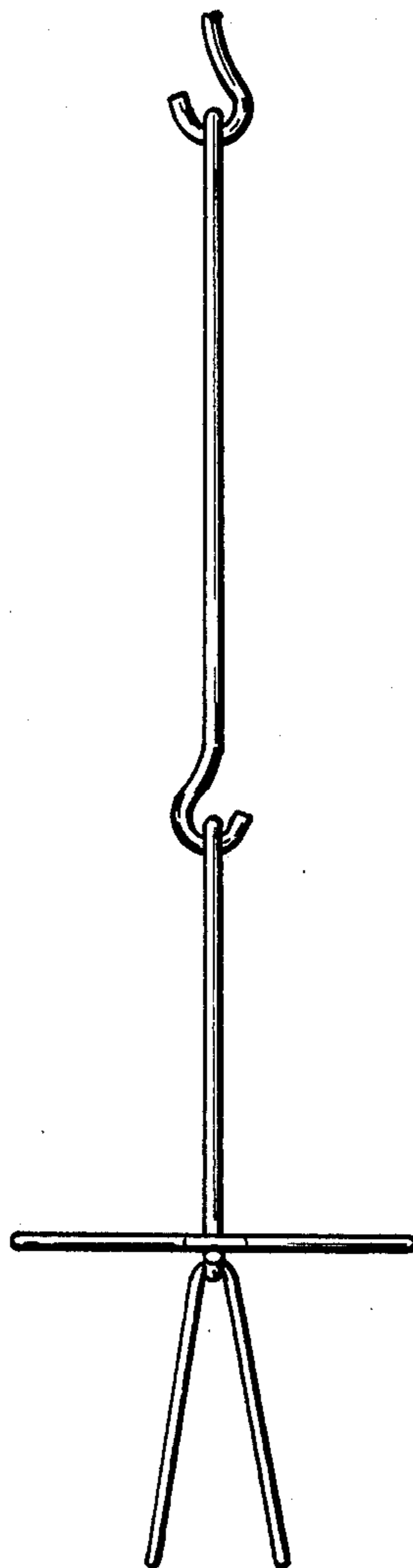


FIG. 2

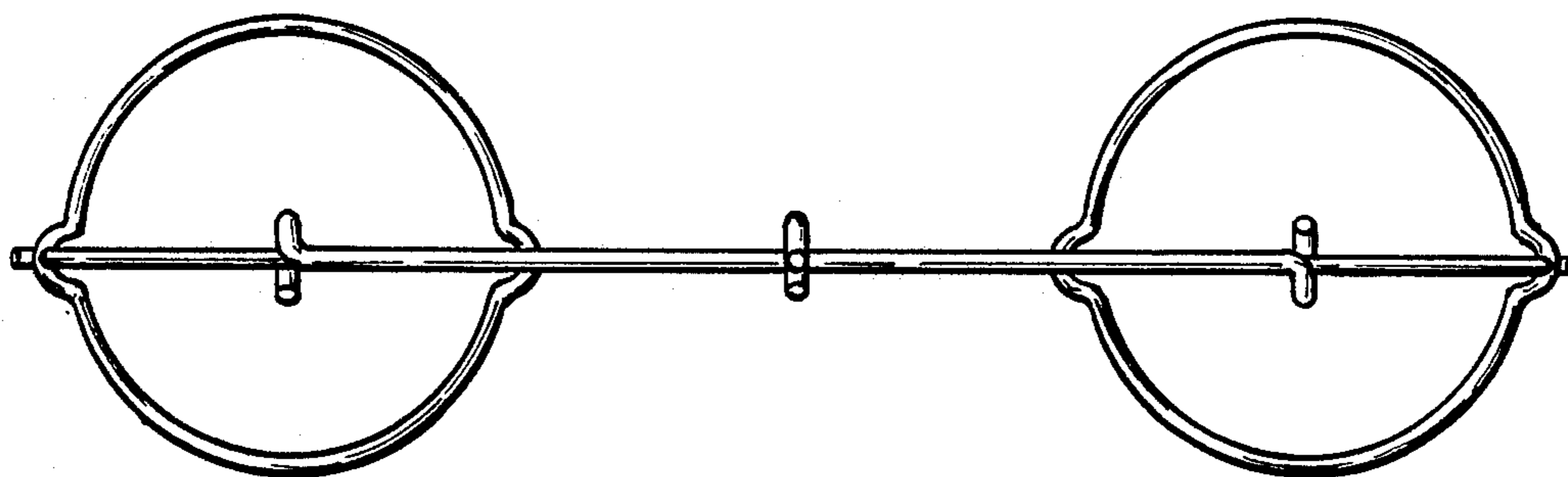


FIG. 3