

United States Patent [19]
Crawley

[11] **Patent Number: Des. 300,788**
[45] **Date of Patent: ** Apr. 25, 1989**

- [54] **COMBINED CABINET AND READING MATERIAL RACK OR SIMILAR ARTICLE**
[75] **Inventor: Herman D. Crawley, Gretna, Va.**
[73] **Assignee: The Lane Company, Altavista, Va.**
[**] **Term: 14 Years**
[21] **Appl. No.: 19,225**
[22] **Filed: Feb. 26, 1987**
[52] **U.S. Cl. D6/397; D6/475**
[58] **Field of Search D6/396, 397, 450, 476, D6/420, 475; 312/237**

- D. 226,986 5/1973 Ladatta D6/397 X
D. 248,352 7/1978 Ungaro D6/450 X
D. 248,706 8/1978 Smith et al. .
D. 252,433 7/1979 Beall, Jr. D6/476

OTHER PUBLICATIONS

Ethan Allen—The Treasury of American Traditional Interiors, ©1979, p. 367; Item #12-8026.

The Ethan Allen Treasury of Early American Furniture, 64th edition, ©1964, p. 107.

Primary Examiner—Carmen H. Vales

Attorney, Agent, or Firm—Cushman, Darby & Cushman

[56] **References Cited**

U.S. PATENT DOCUMENTS

- D. 93,576 10/1934 Rice et al. D6/476
D. 131,473 3/1942 Thelander D6/476 X
D. 161,172 12/1950 Greene D6/420 X
D. 164,966 5/1951 Snyder .
D. 197,001 12/1963 Tashner .
D. 220,439 4/1971 Fromel .


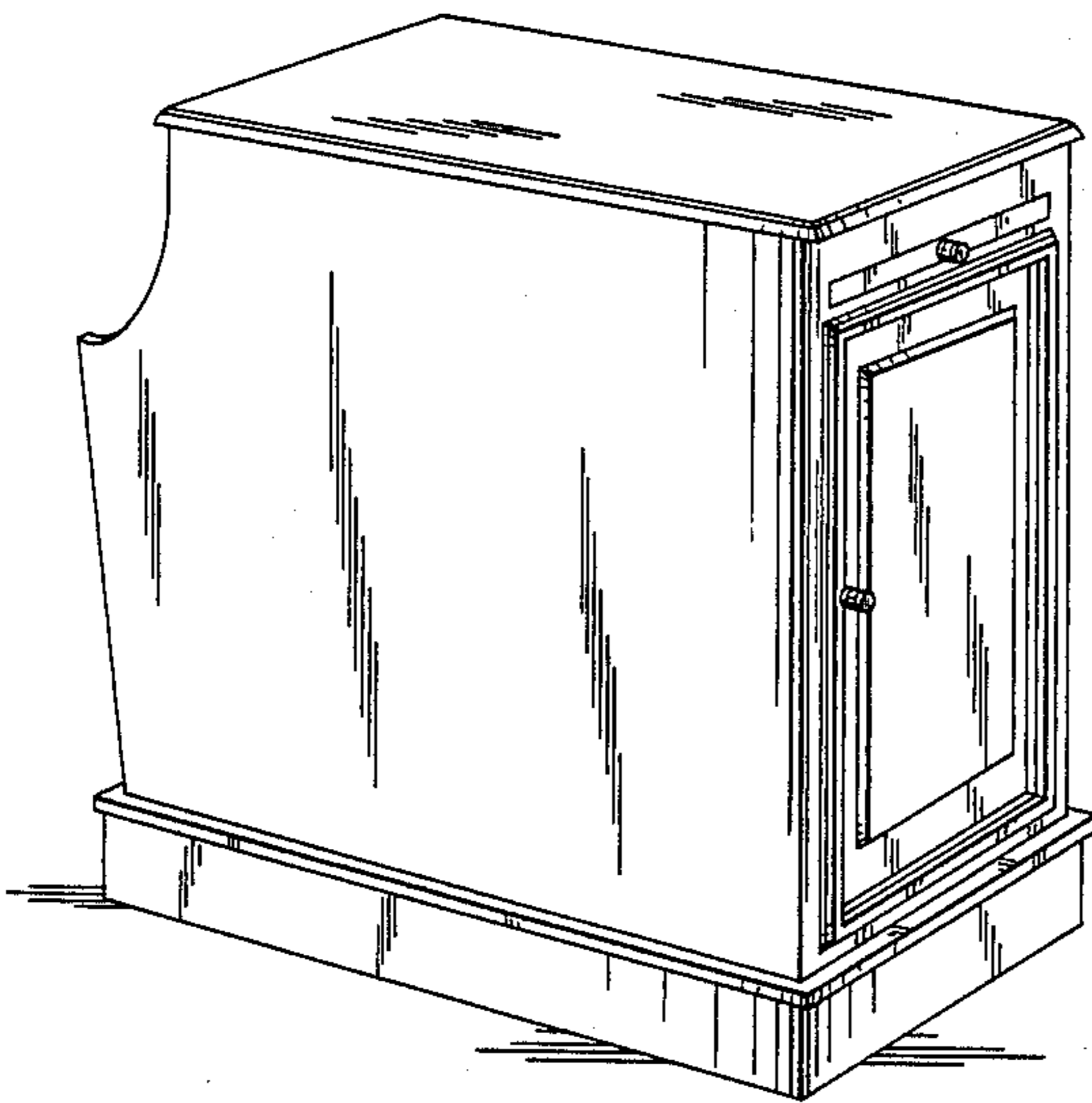
[57] **CLAIM**

The ornamental design for a combined cabinet and reading material rack or similar article as shown.

DESCRIPTION

FIG. 1 is a front perspective view of a combined cabinet and reading material rack or similar article showing my new design; and

FIG. 2 is a rear perspective view thereof.






Fig. 2

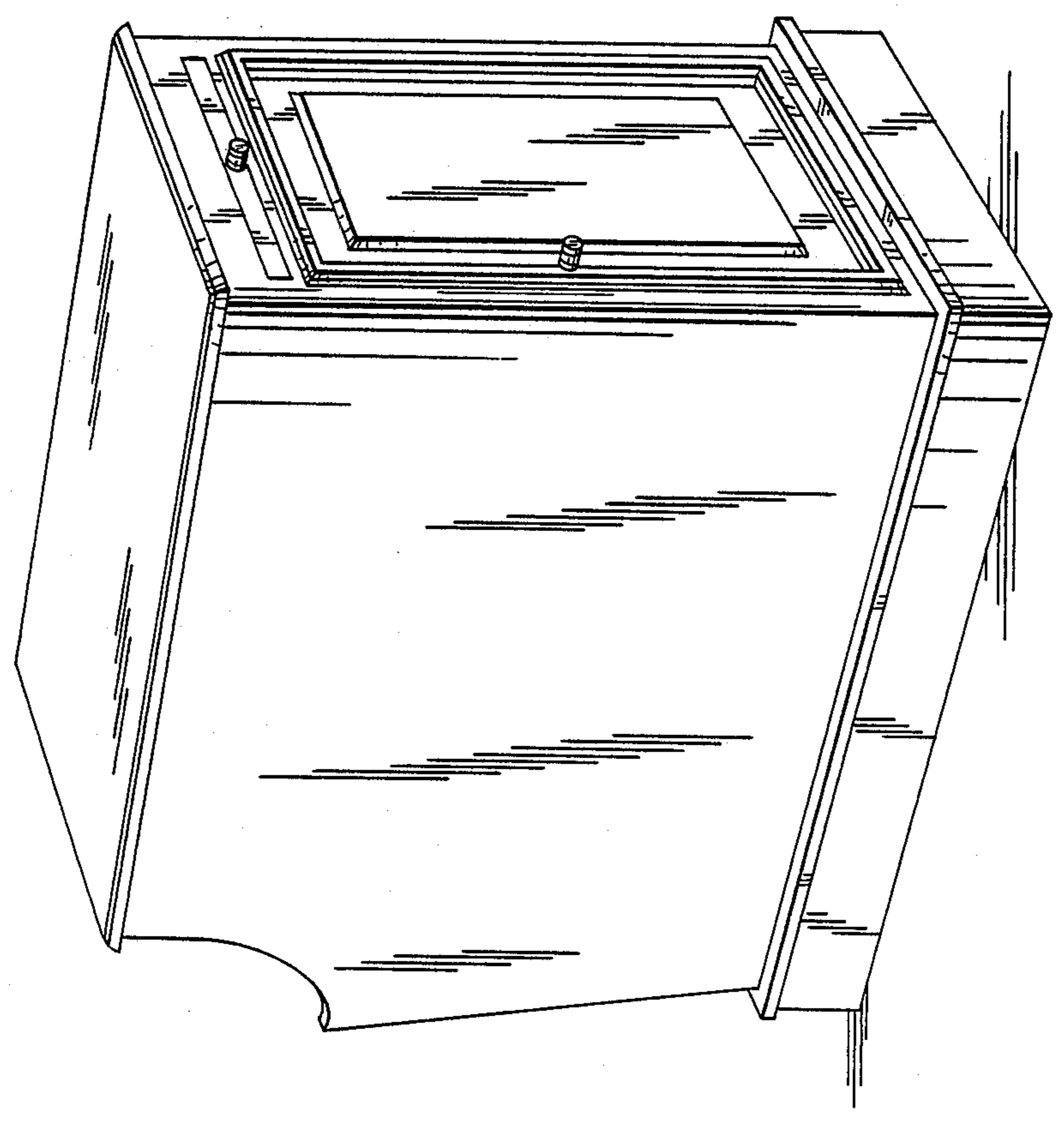


Fig. 1