

**United States Patent** [19]

**Brown**

[11] **Patent Number: Des. 300,783**

[45] **Date of Patent: \*\* Apr. 25, 1989**

[54] **ELEMENT OF A SHOE UPPER**

[75] **Inventor: Paul D. Brown, Hingham, Mass.**

[73] **Assignee: Reebok International Ltd., Canton, Mass.**

[\*\*] **Term: 14 Years**

[21] **Appl. No.: 227,714**

[22] **Filed: Aug. 3, 1988**

[52] **U.S. Cl. .... D2/314**

[58] **Field of Search ..... D2/264, 265, 268-272, D2/275, 308-314; 36/45, 83, 84, 87, 102-106, 112, 114, 132, 136**

[56] **References Cited**

**U.S. PATENT DOCUMENTS**

- D. 253,317 11/1979 Negrin ..... D2/272
- D. 293,969 2/1988 Kelley ..... D2/314

- D. 295,689 5/1988 Diaz et al. .... D2/314
- D. 296,037 6/1988 Brown et al. .... D2/314
- D. 296,723 7/1988 Diaz ..... D2/314

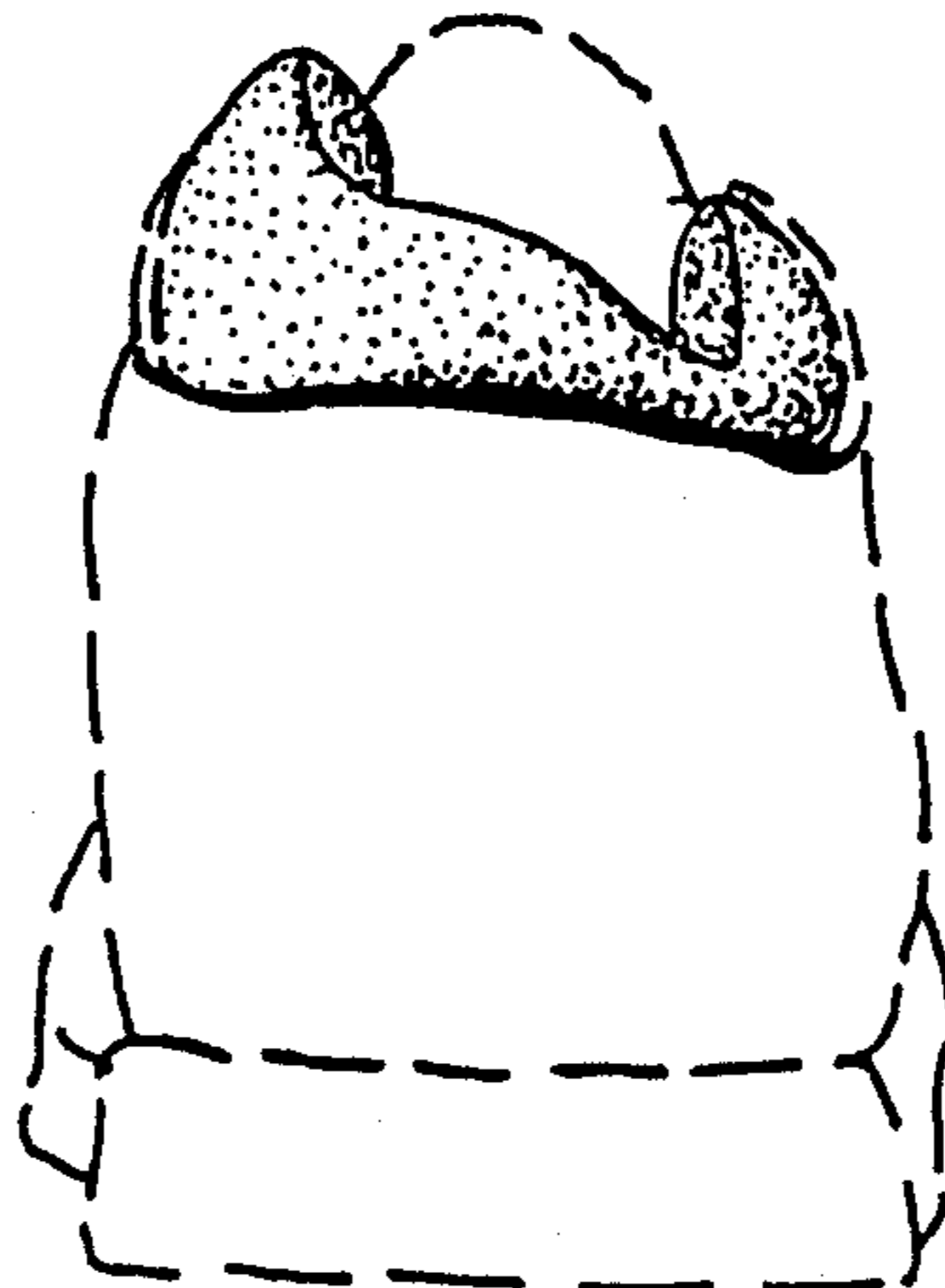

*Primary Examiner*—Louis S. Zarfes  
*Attorney, Agent, or Firm*—Saidman, Sterne, Kessler & Goldstein

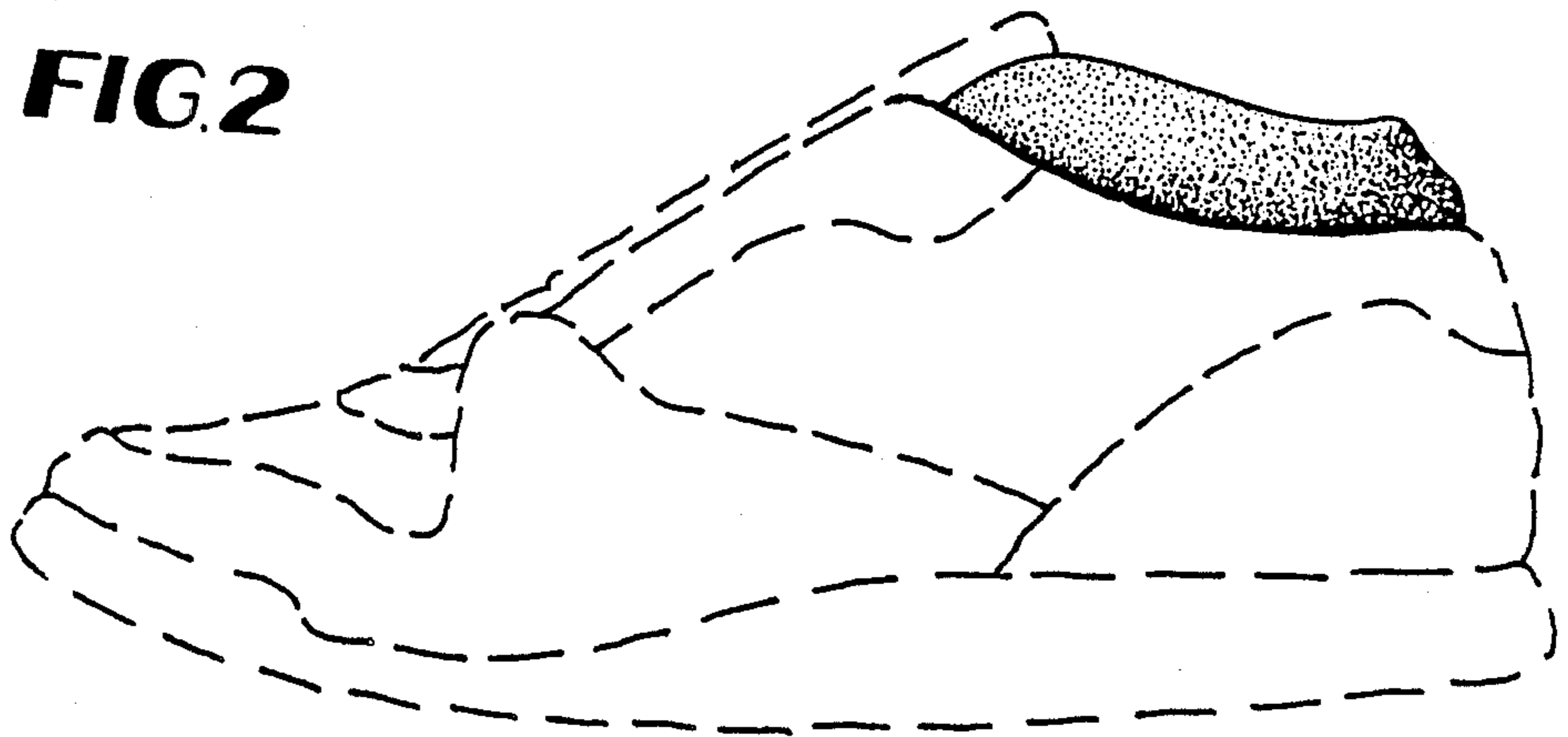

[57] **CLAIM**

The ornamental design for an element of a shoe upper, as shown and described.

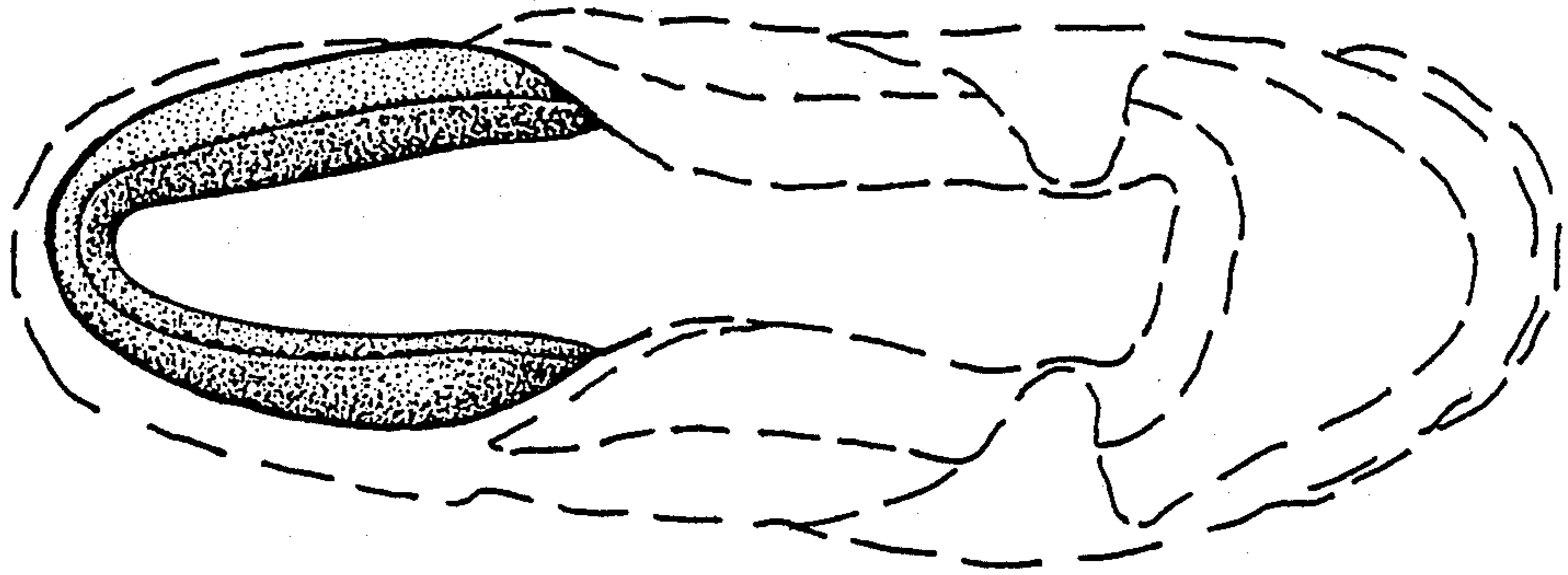
**DESCRIPTION**

FIG. 1 is a left side elevational view of an element of a shoe upper showing my new design; FIG. 2 is a right side elevational view thereof; FIG. 3 is a top plan view thereof; and FIG. 4 is a rear elevational view thereof. The broken line showing of a shoe in FIGS. 1-4 and the area within are environmental only and form no part of the claimed design.





**FIG.3**



**FIG.4**

