

[54] **WATER DISPENSER**

[75] **Inventor:** Michael W. Hindmarch, Danbury, England
[73] **Assignee:** Plantpak Limited, Maldon, England
[**] **Term:** 14 Years
[21] **Appl. No.:** 736,256
[22] **Filed:** May 21, 1985

[30] **Foreign Application Priority Data**
Nov. 21, 1984 [GB] United Kingdom 1023396
[52] **U.S. Cl.** D23/225; D9/300
[58] **Field of Search** D9/300; D23/212, 213, D23/225, 231, 232, 223; 220/94 R; 239/373

[56] **References Cited**

U.S. PATENT DOCUMENTS

D. 97,647	11/1935	Miller et al.	D23/231
D. 224,531	8/1972	Kirkbride	D23/225
D. 230,152	1/1974	Froehlke	D23/223
D. 270,368	8/1983	Grime	D23/225
D. 286,906	11/1986	Gibbs	D23/225
D. 288,839	3/1987	Hengesbach	D23/223
4,192,464	3/1980	Chow	239/373

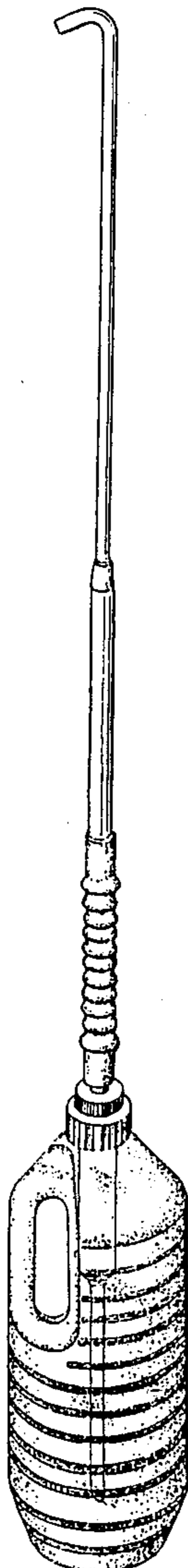
Primary Examiner—Bruce W. Dunkins
Attorney, Agent, or Firm—Cushman, Darby & Cushman

[57] **CLAIM**

The ornamental design for a water dispenser, as shown and described.

DESCRIPTION

FIG. 1 is a perspective view from above and to one side of a water dispenser showing my new design; FIG. 2 is an opposite side elevational view thereof; and FIG. 3 is a top plan view thereof. The bottom thereof is plain and unornamented.



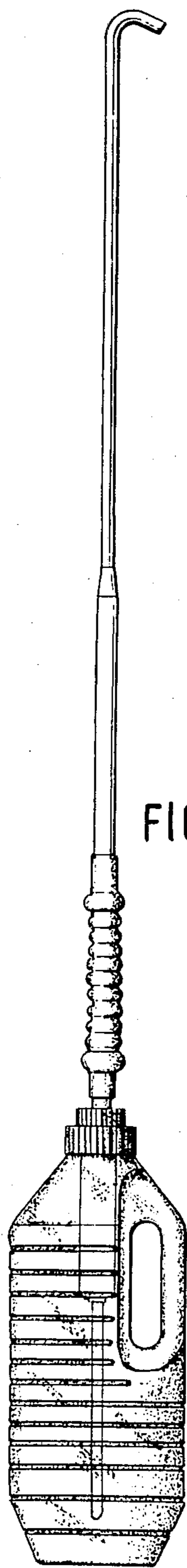


FIG. 2

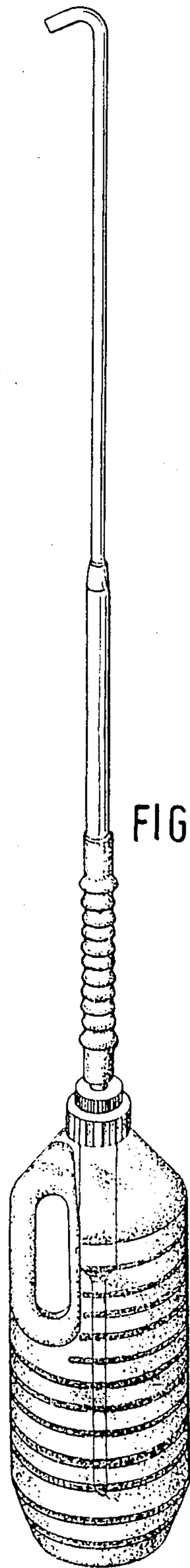


FIG. 1

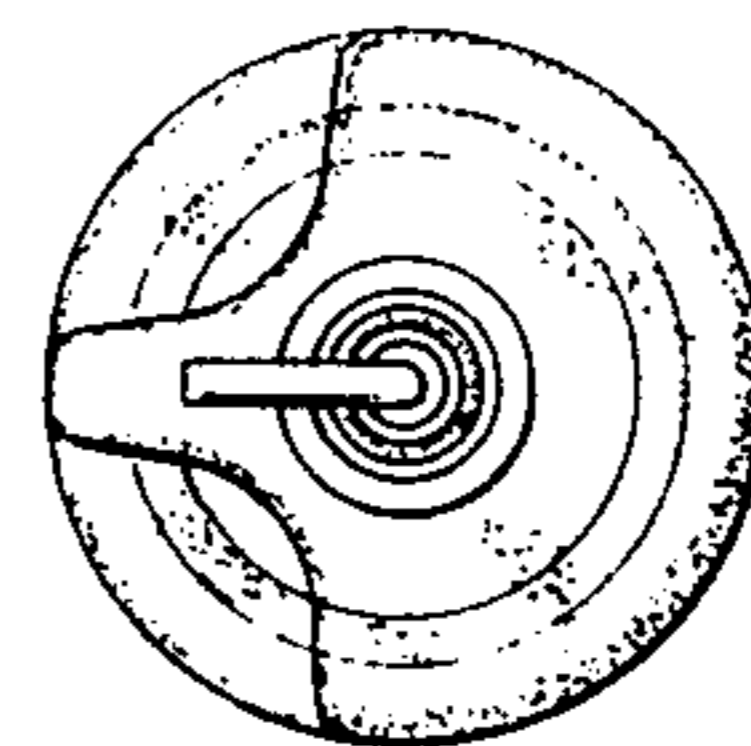


FIG. 3