

# United States Patent [19]

Andreasen et al.

[11] Patent Number: Des. 300,767

[45] Date of Patent: \*\* Apr. 18, 1989

[54] HANDLE FOR A FISHING ROD

3,276,160 10/1966 Sarah ..... D22/142 X

[76] Inventors: James E. Andreasen, Eastgate Ave.,  
Magnolia Springs, Ala. 36555; Casey  
J. Childre, Rte. 3, Foley, Ala. 36535

Primary Examiner—A. Hugo Word  
Attorney, Agent, or Firm—Lockwood, Alex, FitzGibbon  
& Cummings

[\*\*] Term: 14 Years

[57] CLAIM

[21] Appl. No.: 845,038

The ornamental design for a handle for a fishing rod, as  
shown and described.

[22] Filed: Mar. 17, 1986

[52] U.S. Cl. .... D22/142

[58] Field of Search ..... D22/138, 142; 43/22,  
43/23

## DESCRIPTION

FIG. 1 is an elevational view of one side of a handle for  
a fishing rod showing our new design.

FIG. 2 is a top plan view thereof;

FIG. 3 is a bottom plan view thereof.

FIG. 4 is a front elevational view thereof.

FIG. 5 is a rear elevational view thereof.

The broken line showing of the reel, reel nut, foregrip  
and rod is for environmental purposes only and forms  
no part of the claimed design.

## [56] References Cited

### U.S. PATENT DOCUMENTS

- |            |        |          |       |         |
|------------|--------|----------|-------|---------|
| D. 252,639 | 8/1979 | Ohmura   | ..... | D22/142 |
| D. 252,697 | 8/1979 | Ohmura   | ..... | D22/142 |
| D. 265,496 | 7/1982 | McMickle | ..... | D22/142 |

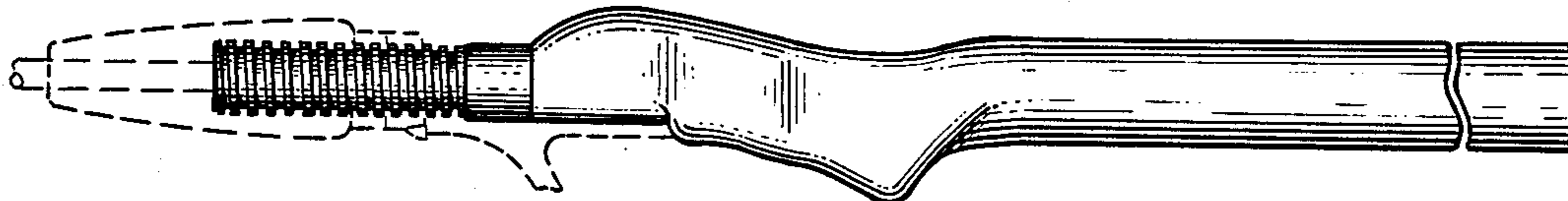


FIG. 4

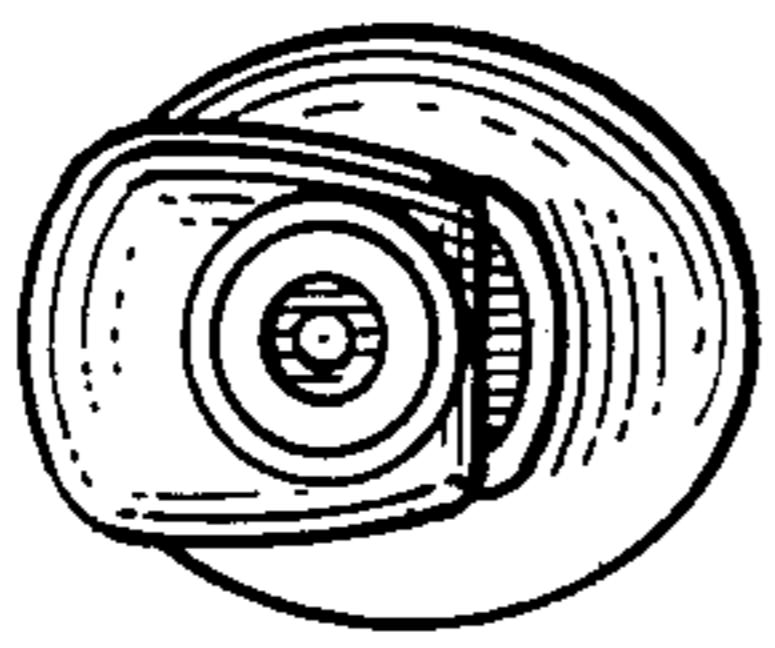


FIG. 1

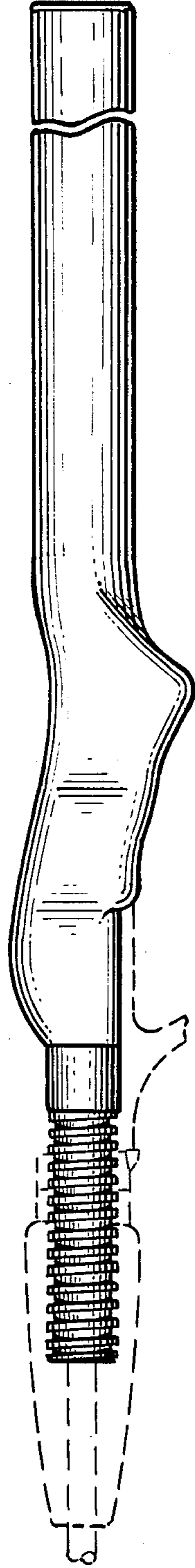


FIG. 2

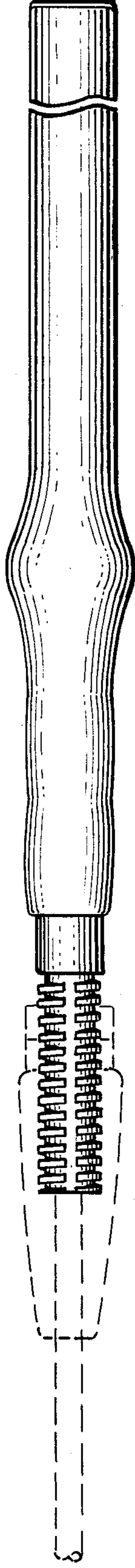


FIG. 5

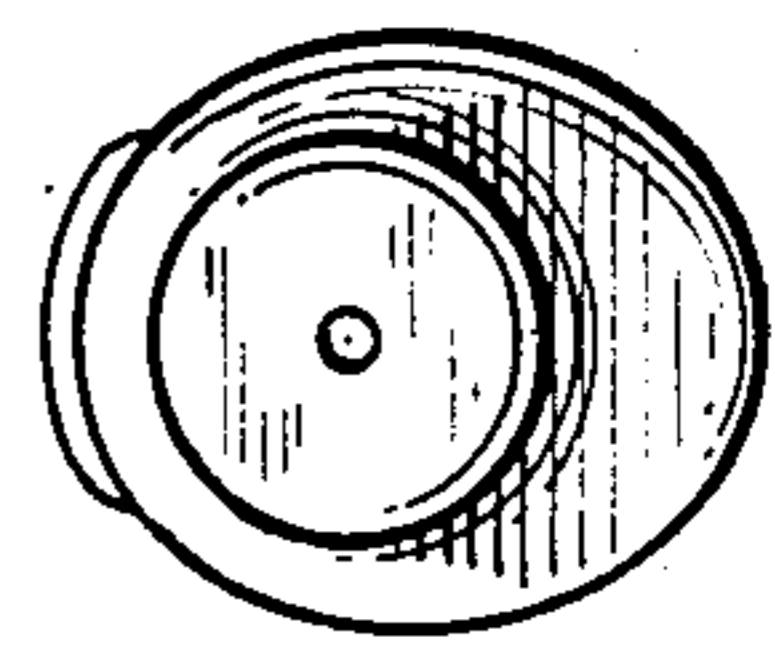


FIG. 3

