

- [54] **OUTDOOR SUPPORT FOR MULTIPLE FLOWER POTS**
- [75] **Inventor: Bernice B. Penrod, Tipp City, Ohio**
- [73] **Assignee: Dayton Precision Mfg. Co., Dayton, Ohio**
- [**] **Term: 14 Years**
- [21] **Appl. No.: 73,930**
- [22] **Filed: Jul. 13, 1987**
- [52] **U.S. Cl. D6/405**
- [58] **Field of Search D6/403, 405, 556, 558; 47/39, 41 R, 41 G; 211/71; 248/DIG. 7**

- [56] **References Cited**
- U.S. PATENT DOCUMENTS**
- | | | | |
|------------|---------|--------------------|--------|
| D. 282,701 | 2/1986 | Tomlin | D6/405 |
| 1,112,558 | 10/1914 | Red | 211/71 |
| 1,897,905 | 2/1933 | Johnson | 211/71 |
| 2,794,554 | 7/1954 | Donner | 211/71 |
| 3,194,403 | 7/1965 | Van Horn, Jr. | D6/405 |
| 4,083,457 | 4/1978 | Dromboski | 211/71 |

FOREIGN PATENT DOCUMENTS

0481766 8/1976 Australia 248/DIG. 7

OTHER PUBLICATIONS

Hardware Age, vol. 212, Jul. 14, 1975, p. 139, Flower Stand.
 Vogue Wrought Iron Decorative Accessories—Beagle Mfg. Co., Inc., Planter Pot Holders, p. 1, #6001.

Primary Examiner—Bernard Ansher
Assistant Examiner—Dominic Simone
Attorney, Agent, or Firm—Biebel, French & Nauman

[57] **CLAIM**

The ornamental design for an outdoor support for multiple flower pots, as shown and described.

DESCRIPTION

FIG. 1 is a perspective view of an outdoor support for multiple flower pots embodying my new design, the eighth support arm is omitted for clarity of illustration and the flower pot is shown in broken lines for illustrative purposes only;
 FIG. 2 is a top plan view thereof;
 FIG. 3 is an exploded perspective view thereof, with seven of the support arms omitted for ease of illustration.

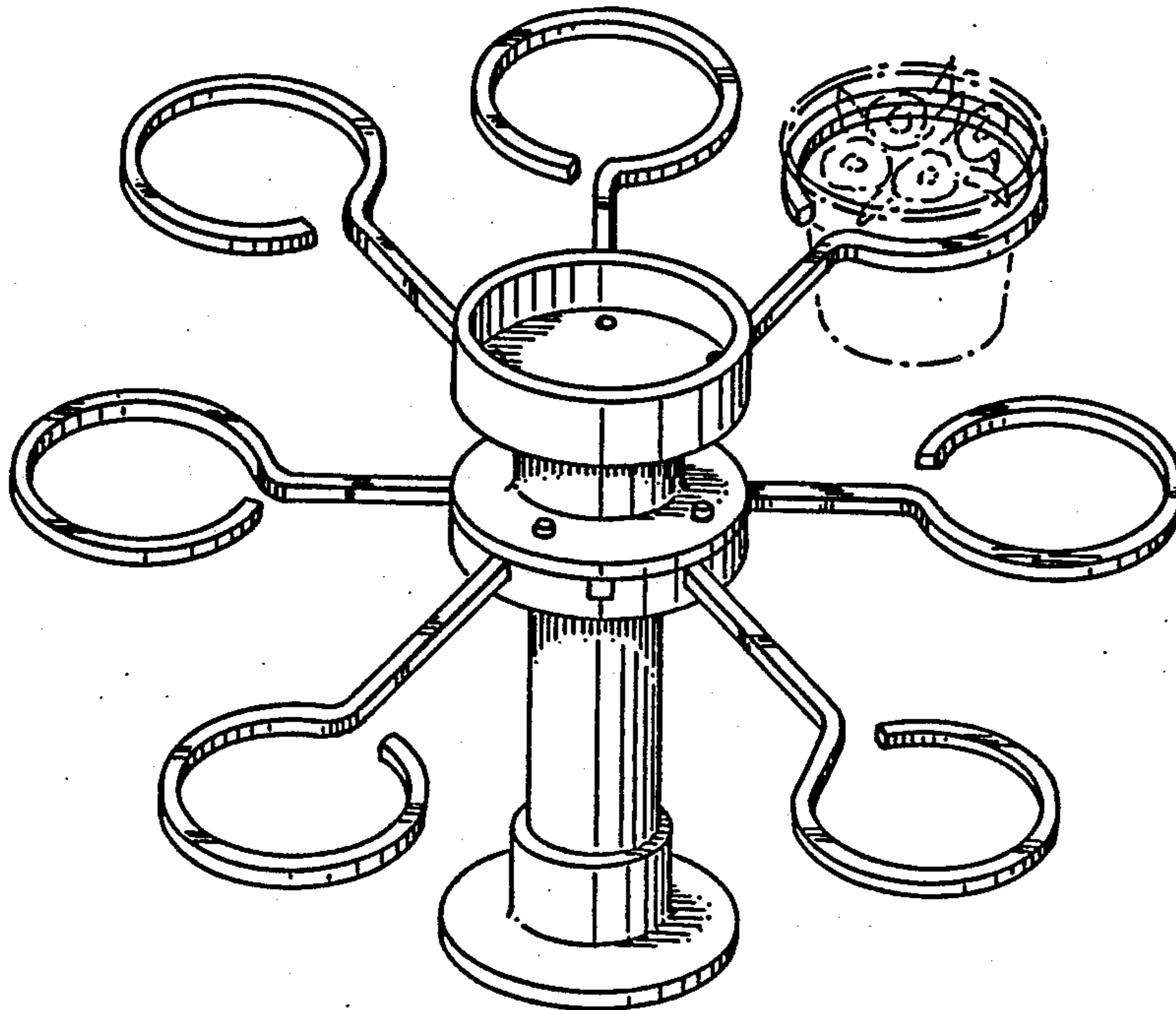


FIG-1

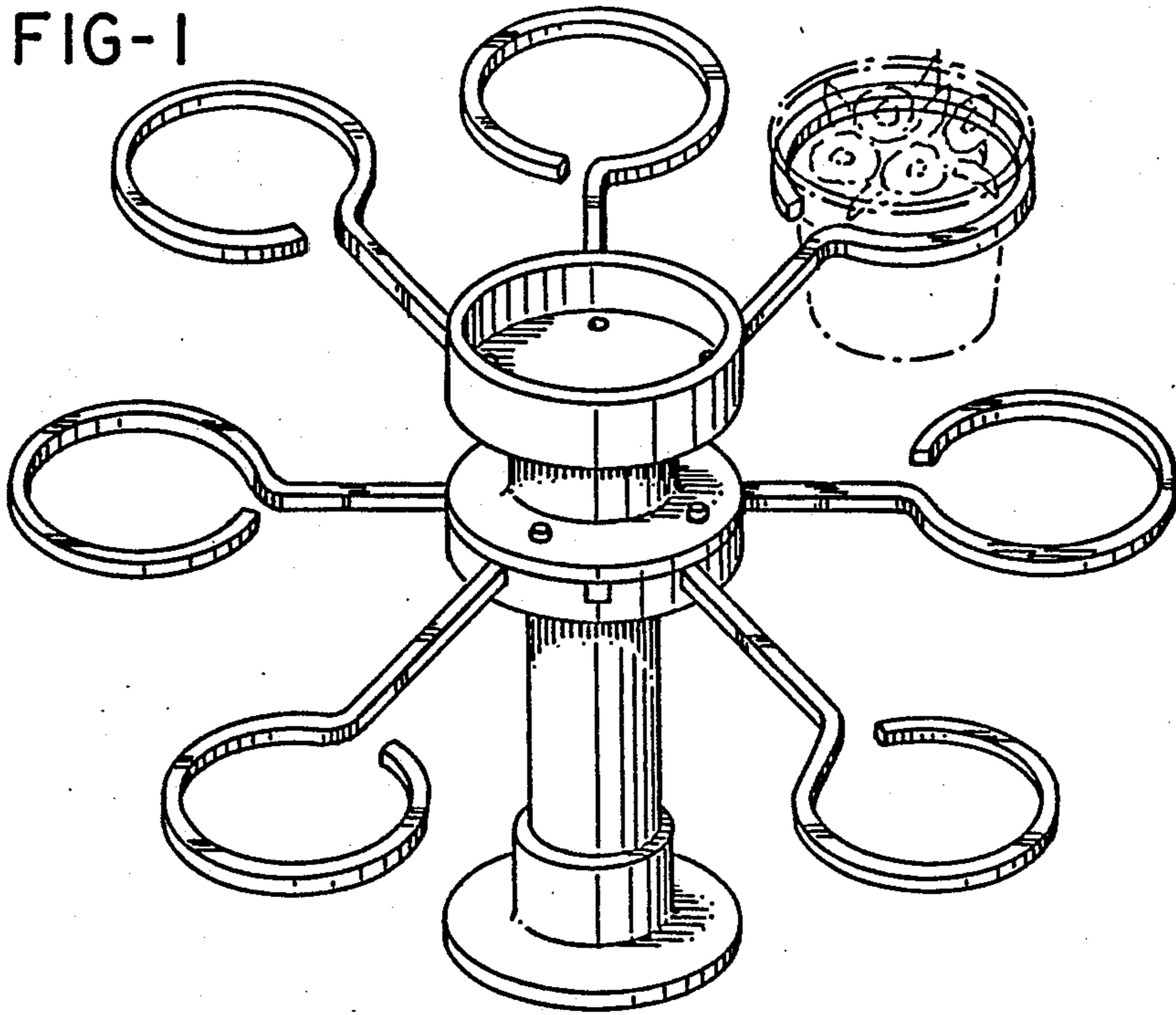


FIG-2

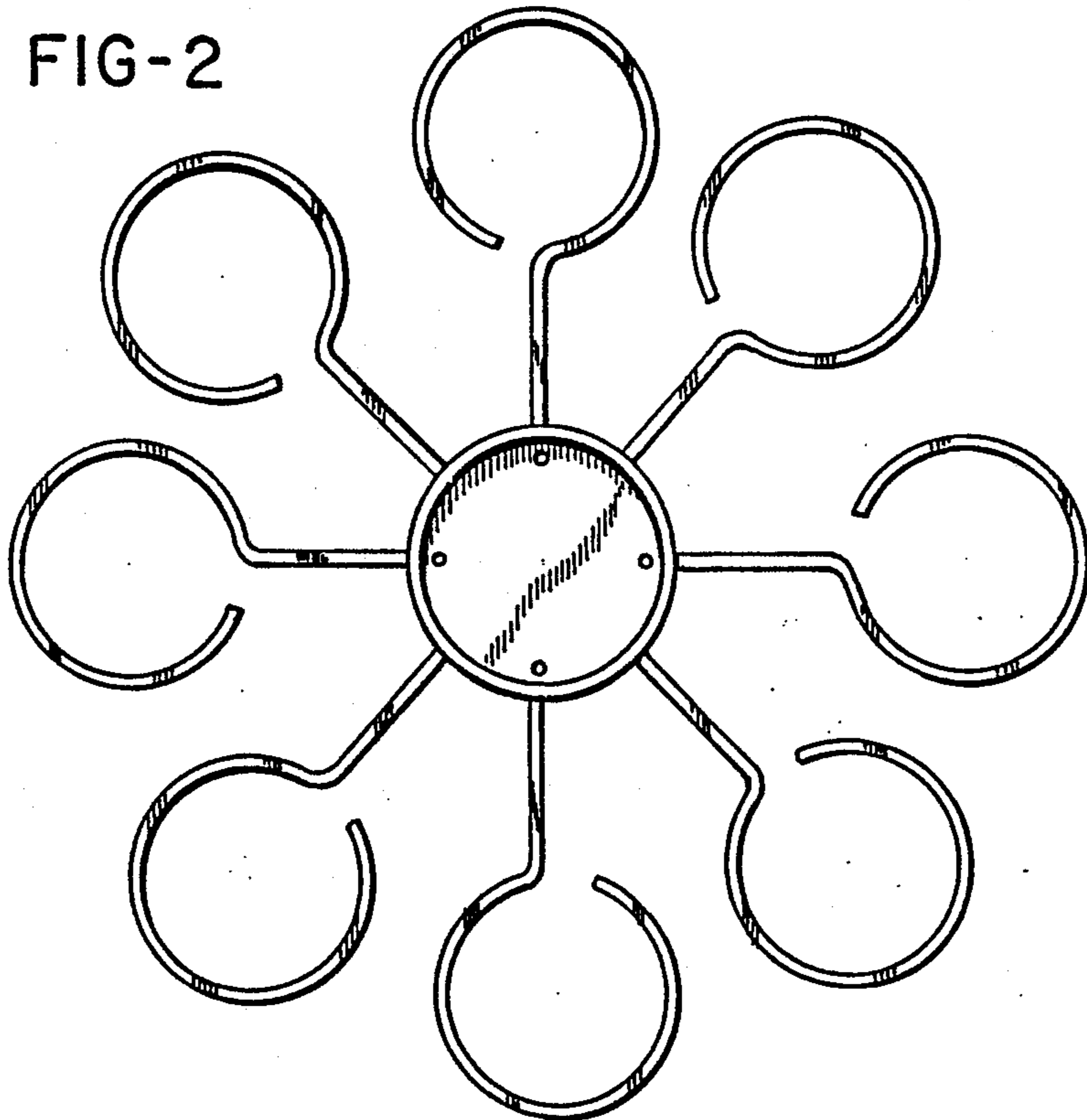


FIG-3

