

[54] **SHOE INSOLE**
 [75] **Inventor: Robert L. Peterson, Taichung, Taiwan**
 [73] **Assignee: Pensa, Inc., Portland, Oreg.**
 [**] **Term: 14 Years**
 [21] **Appl. No.: 899,101**
 [22] **Filed: Aug. 22, 1986**
 [52] **U.S. Cl. D2/318; D2/320**
 [58] **Field of Search D2/264, 265, 270, 274, D2/308-314, 317-322; 36/3 B, 15, 25 R, 28, 29, 32 R, 43, 44, 59 R, 59 C, 102-106, 112-116, 132, 136**

D. 273,246 4/1984 Tonkel D2/320
 D. 287,302 12/1986 Peterson D2/318
 D. 289,103 4/1987 Autry D2/318
 4,075,772 2/1978 Sicurella 36/43
 4,322,891 4/1982 Inohara 36/29

FOREIGN PATENT DOCUMENTS

1093702 11/1960 Fed. Rep. of Germany .

Primary Examiner—Louis S. Zarfaz
Attorney, Agent, or Firm—Saidman, Sterne, Kessler & Goldstein

CLAIM

[57] The ornamental design for a shoe insole, as shown and described.

DESCRIPTION

FIG. 1 is a left side elevational view of a shoe insole showing my new design;
 FIG. 2 is a bottom plan view thereof;
 FIG. 3 is a right side elevational view thereof;
 FIG. 4 is a front view thereof; and
 FIG. 5 is a rear view thereof.

[56] **References Cited**
U.S. PATENT DOCUMENTS

D. 120,317 4/1940 Reeves D2/320
 D. 123,653 11/1940 Cutler D2/320
 D. 127,273 5/1941 Hubbard D2/320
 D. 136,381 9/1943 Ghez et al. D2/320
 D. 268,299 3/1983 Argyropoulos D2/322

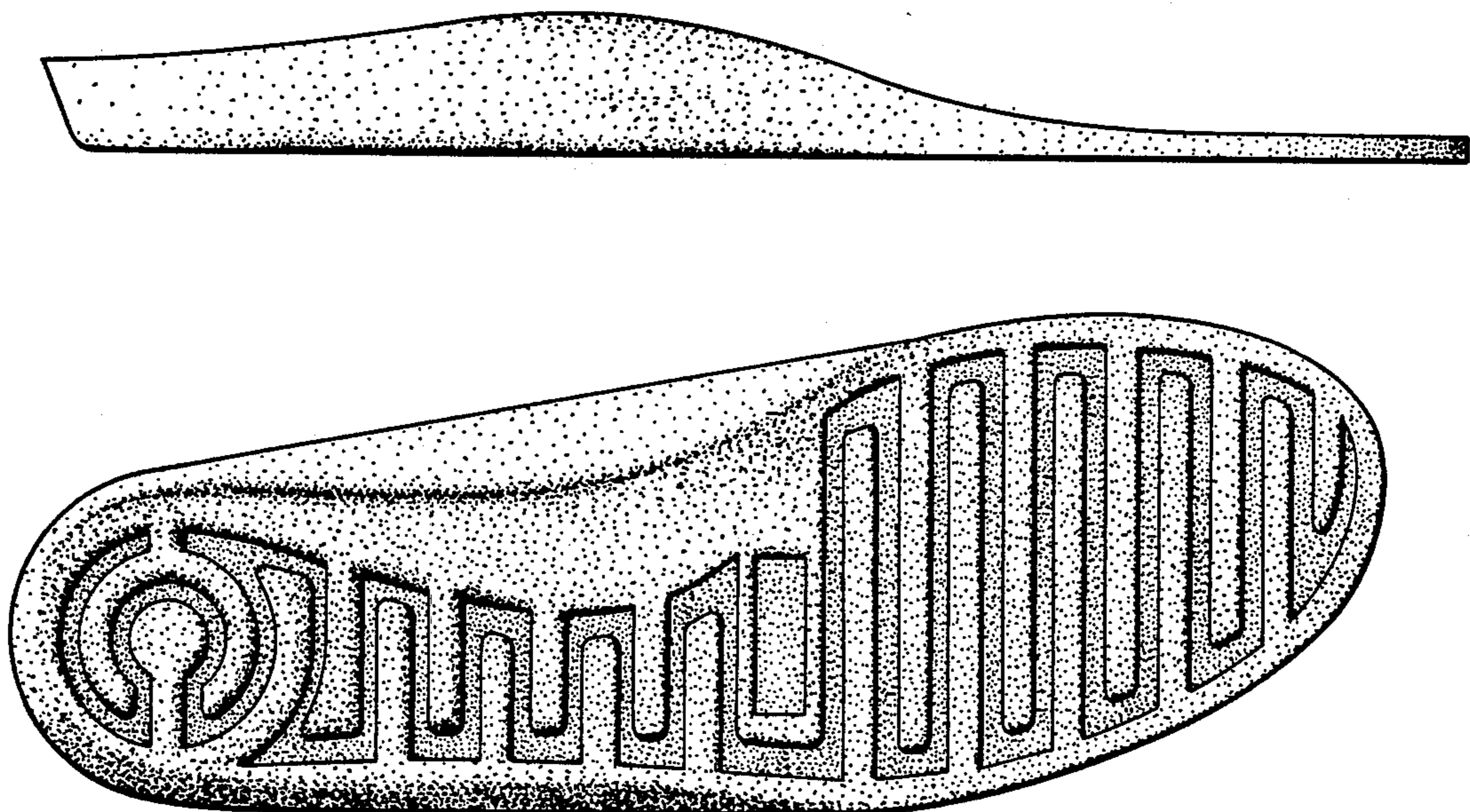


FIG. 1

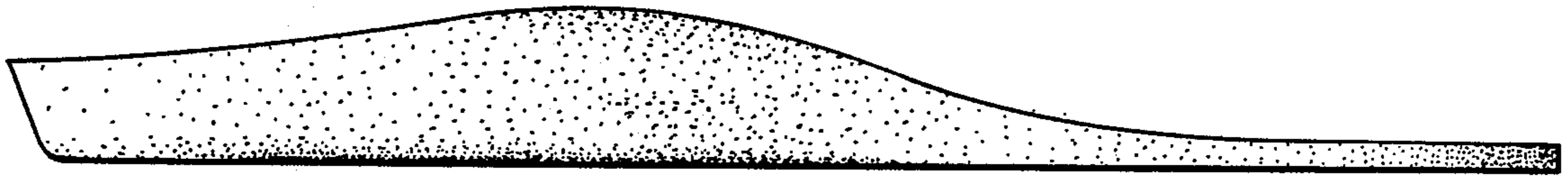


FIG. 2

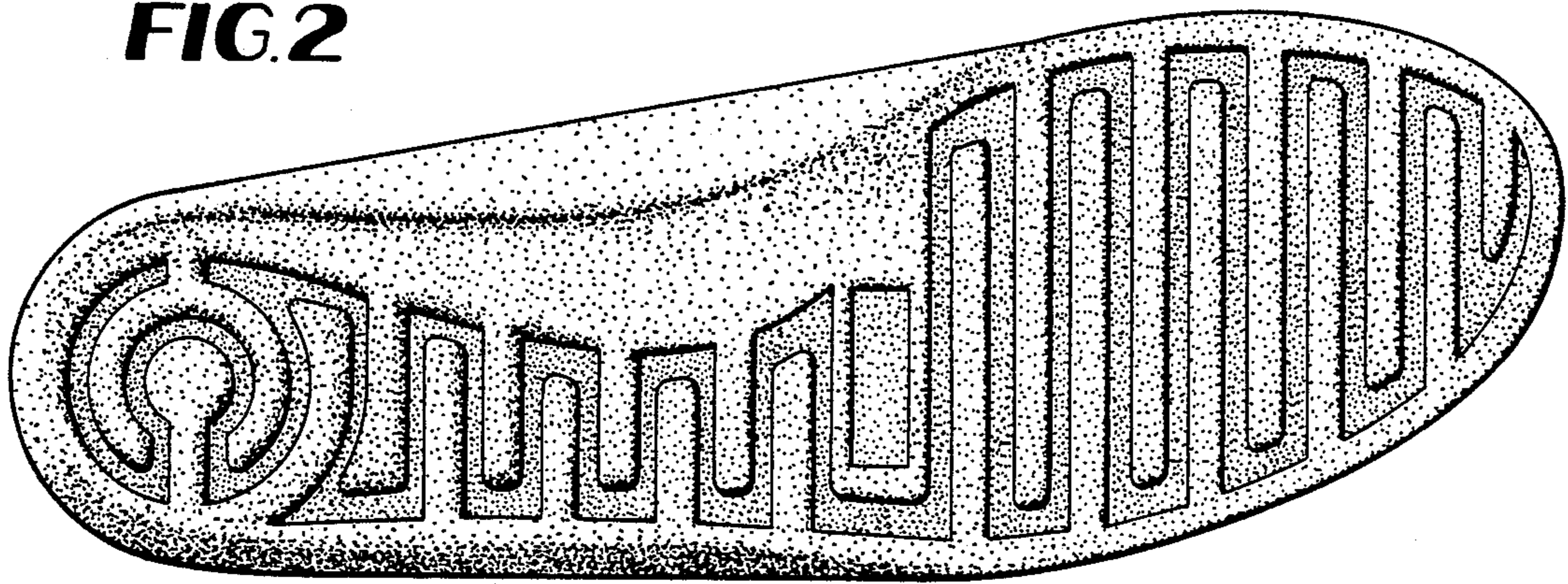


FIG. 3

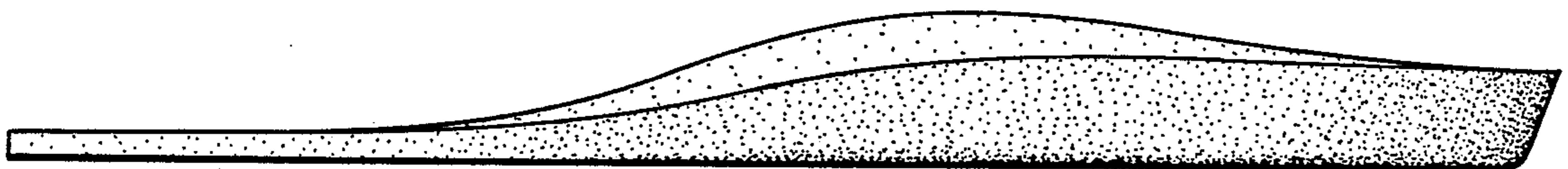


FIG. 4



FIG. 5

