

[54] **MOUNTING BRACKET FOR A HANDGUN OR SIMILAR ARTICLE**

[76] **Inventor: Arvo Ojala, P.O. Box 98, North Hollywood, Calif. 91603**

[**] **Term: 14 Years**

[21] **Appl. No.: 842,428**

[22] **Filed: Mar. 10, 1986**

[52] **U.S. Cl. D8/380; D8/373; D3/38; D6/552; 211/64**

[58] **Field of Search D8/354, 380, 381; D22/116, 104, 109, 108, 110; 211/64; D6/552; D3/38; 248/220.4, 220.3, 221.1**

[56] **References Cited**

U.S. PATENT DOCUMENTS

D. 24,106	3/1895	Smith	D8/380 X
D. 183,293	7/1958	Van Buren	D8/38
D. 209,682	12/1967	Williams	D6/552
D. 260,164	8/1981	Johnson	D22/116
D. 276,197	11/1984	Padgett	D6/552 X
2,958,423	11/1960	Calocero et al.	211/64 X
3,022,898	2/1962	Loeb	211/64
3,193,231	7/1965	Curry	248/221.1

3,468,427	9/1969	Leslie	211/64
4,050,662	9/1977	Pickering	211/64 X
4,108,313	8/1978	Bogan, Jr.	211/64

FOREIGN PATENT DOCUMENTS

308503	7/1955	Switzerland	248/221.1
--------	--------	-------------------	-----------

OTHER PUBLICATIONS

Popular Mechanics, Feb. 1978; pp. 124-125; "Five Great Sports Hang-Ups", Note Tennis & Bike Racks.

Primary Examiner—Horace B. Fay, Jr.

Attorney, Agent, or Firm—Spensley Horn Jubas & Lubitz

[57] **CLAIM**

The ornamental design for a mounting bracket for a handgun or similar article, as shown and described.

DESCRIPTION

FIGS. 1 and 2 are respectively front and rear perspective views of a mounting bracket for a handgun or similar article showing my new design; FIG. 3 is a side elevational view thereof, the side opposite being a mirror image; and, FIGS. 4 and 5 are respectively front and rear elevational views thereof.

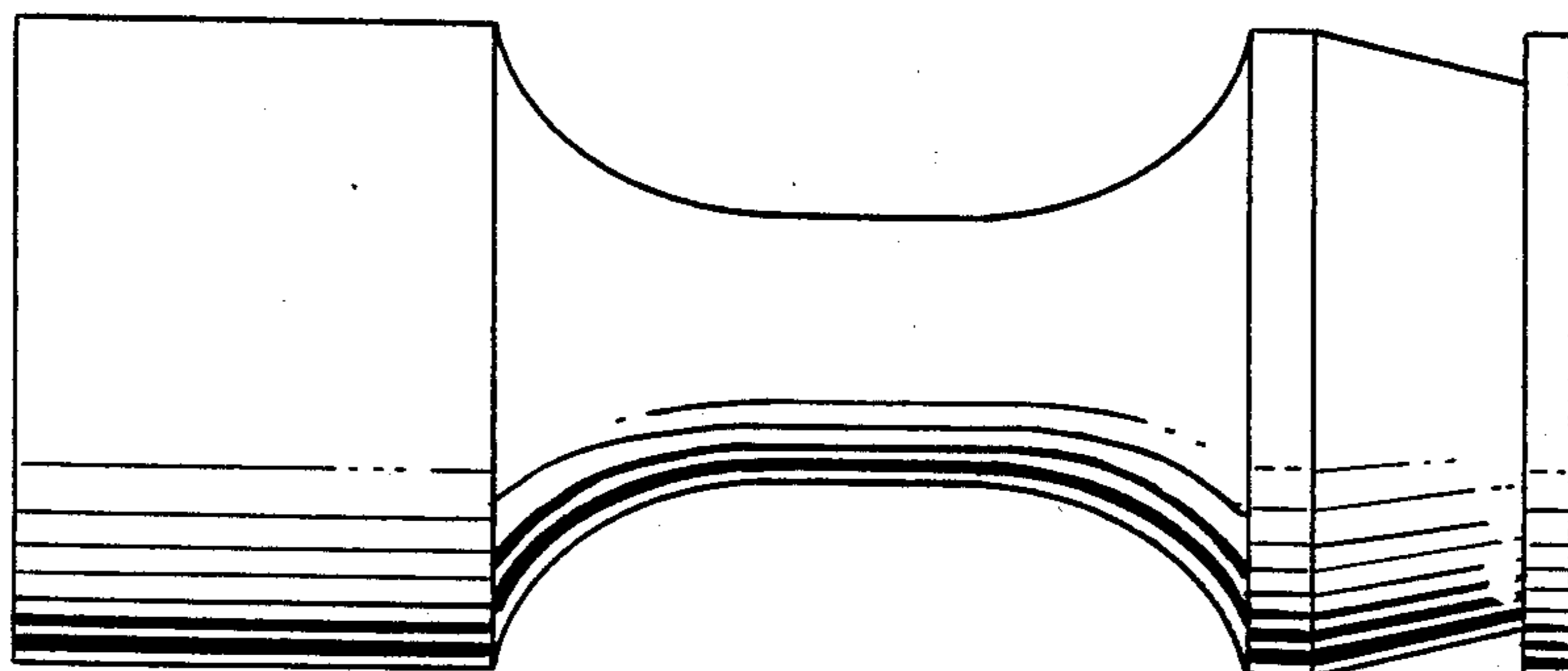



FIG. 1




FIG. 2

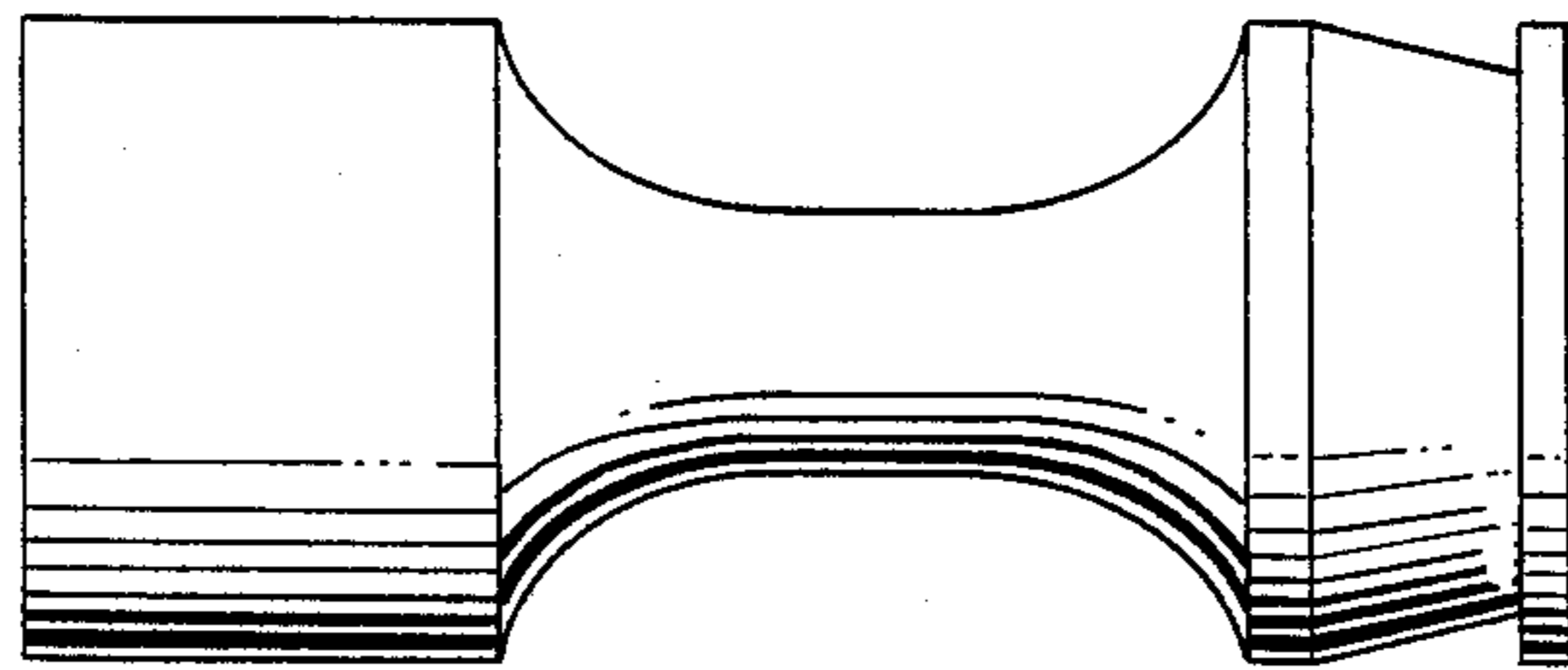
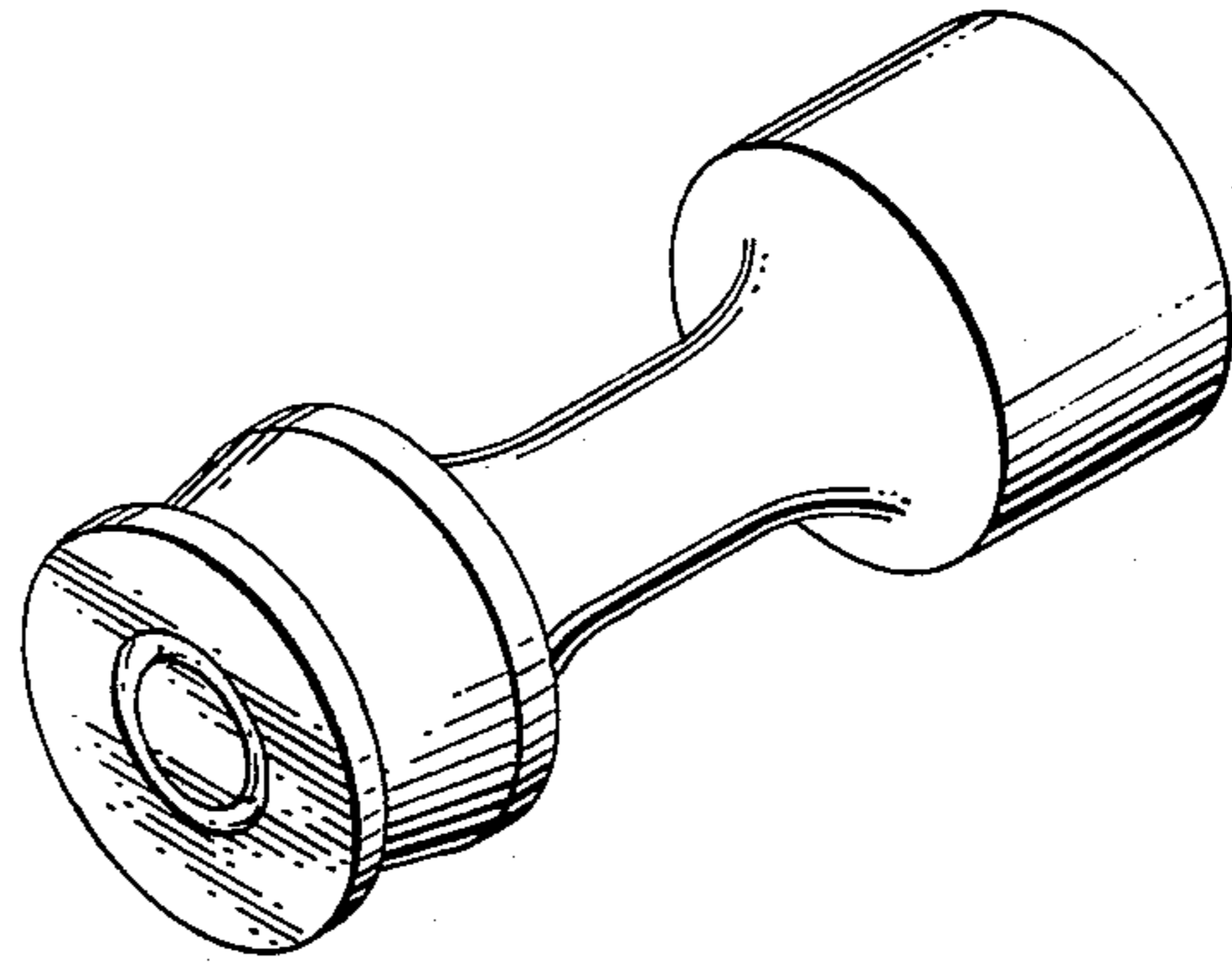


FIG. 3

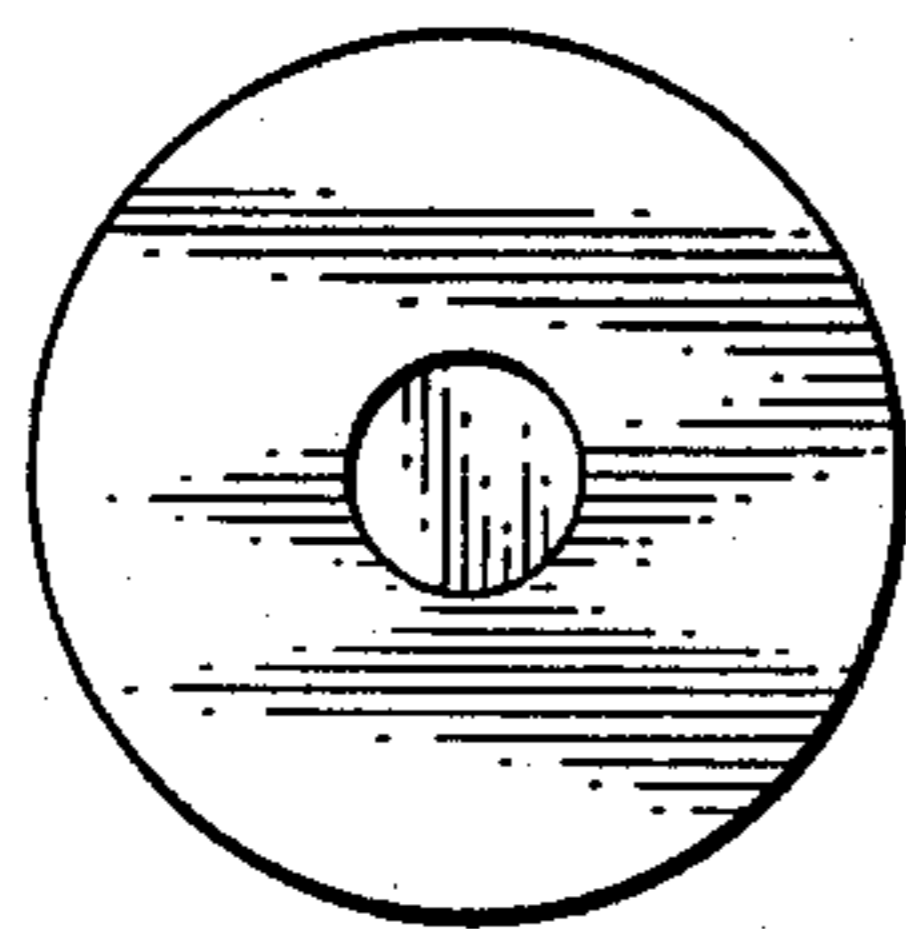


FIG. 4

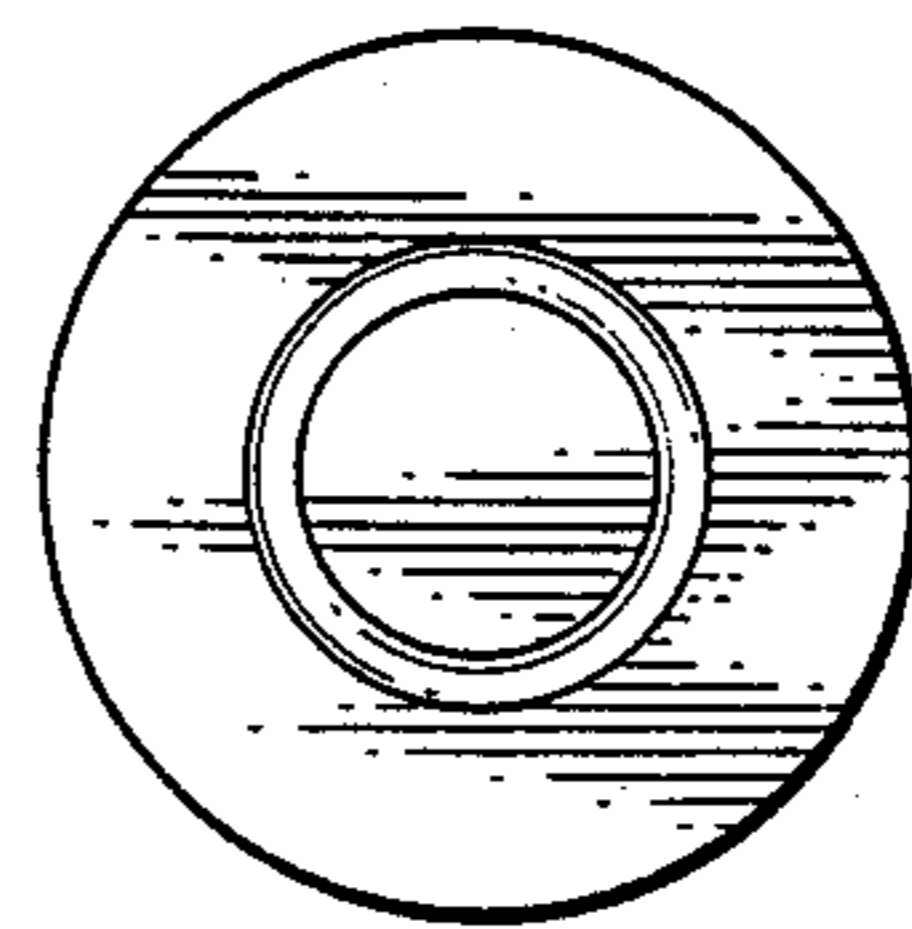


FIG. 5