

United States Patent [19]

Ueda et al.

[11] Patent Number: **Des. 300,598**

[45] Date of Patent: **** Apr. 11, 1989**

[54] **RICE COOKER**

[75] Inventors: **Yoshiaki Ueda, Osaka; Hiroshi Toyoda, Nara; Kazunori Mano, Hyogo; Toshiaki Tsuruha; Akinobu Kanza, both of Osaka, all of Japan**

[73] Assignee: **Matsushita Electric Industrial Co., Ltd., Osaka, Japan**

[**] Term: **14 Years**

[21] Appl. No.: **841,714**

[22] Filed: **Mar. 4, 1986**

[30] **Foreign Application Priority Data**

Sep. 20, 1985 [JP] Japan 60-39791

[52] U.S. Cl. **D7/360; D7/355**

[58] Field of Search **D7/357, 360, 361, 354, D7/323, 355, 356, 358**

[56] **References Cited**

U.S. PATENT DOCUMENTS

- D. 170,575 10/1953 Jepson D7/360
D. 176,002 11/1955 Boldt D7/360
D. 280,064 8/1985 Obata et al. D7/360

- D. 284,257 6/1986 Greb et al. D7/355
3,147,689 9/1964 Sakamoto et al. D7/357 X

FOREIGN PATENT DOCUMENTS

- 201231 10/1961 Japan D7/360
201231-1 6/1963 Japan D7/360
201231-2 6/1963 Japan D7/360

OTHER PUBLICATIONS

Better Homes & Gardens, Nov. 1977, p. 206, K-Mart, "The Steam Pot".

Schoner Wohnen, Aug. 1980, p. 84, cover on center pot, and cover on bottom left pot-left panel.

Primary Examiner—Winifred E. Herrmann
Attorney, Agent, or Firm—Sughrue, Mion, Zinn, Macpeak & Seas

[57] **CLAIM**

The ornamental design for a rice cooker, as shown.

DESCRIPTION

FIG. 1 is a front, top and right side perspective view of a rice cooker showing our new design;

FIG. 2 is a bottom, rear and left side perspective view thereof; and

FIG. 3 is a right side elevational view thereof.

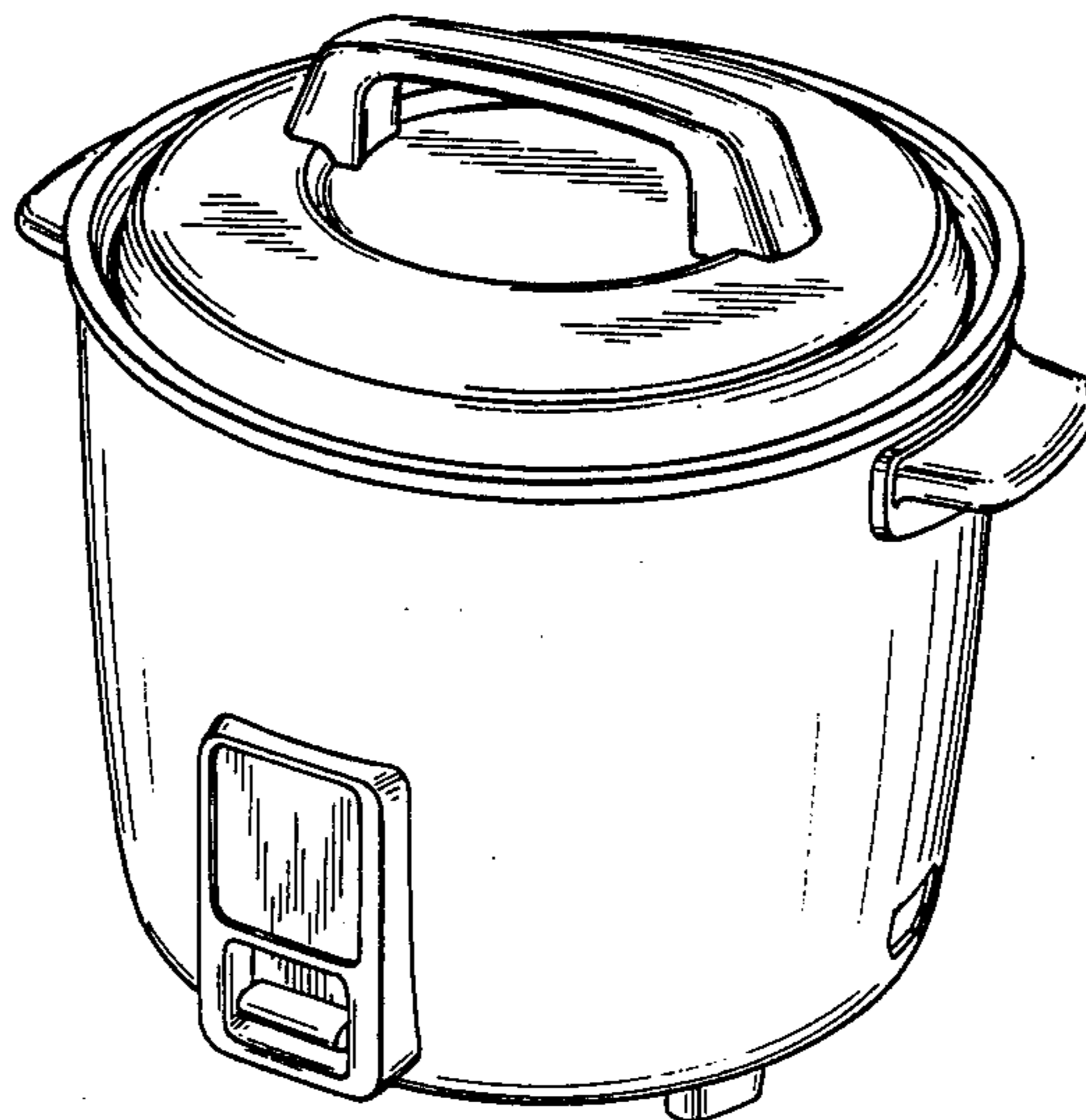


FIG. 1

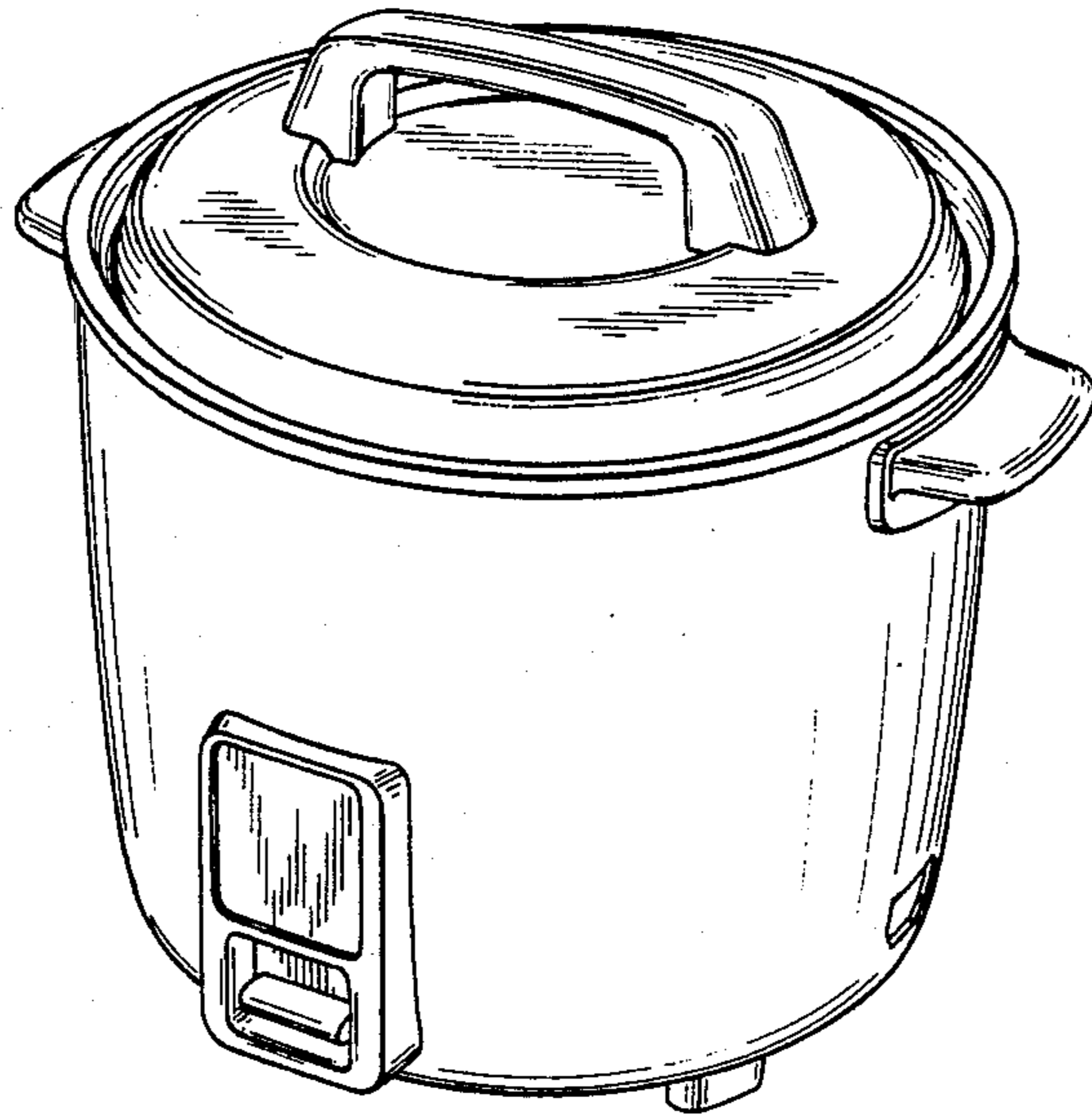


FIG. 2

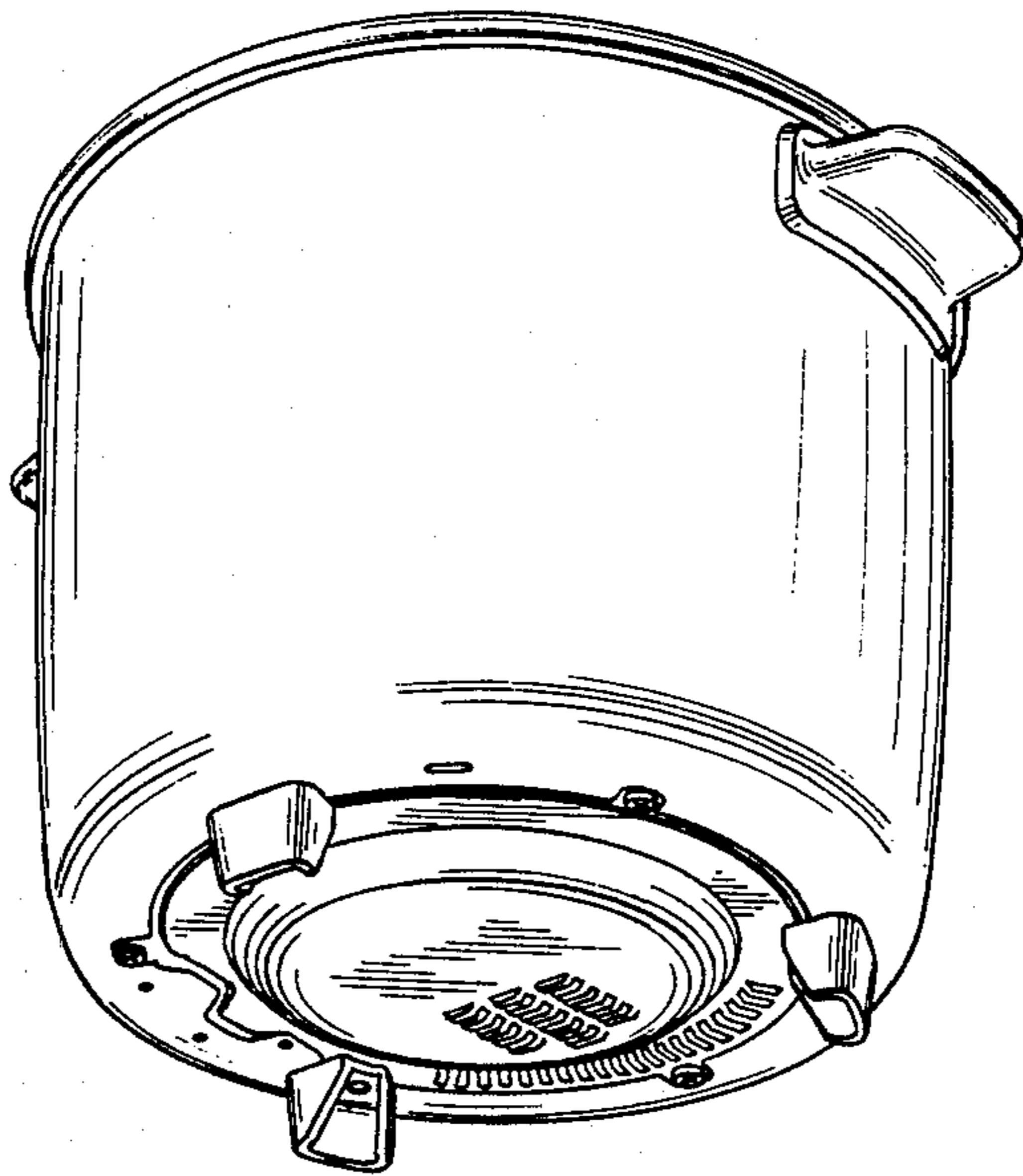


FIG. 3

