

[54] END STANDARD FOR A STORAGE SHELF

[75] Inventors: Milton E. Handler, Northbrook; Richard Sylvan, Glenview; Herbert Baisch, Palatine, all of Ill.

[73] Assignee: Hirsh Company, Skokie, Ill.

[**] Term: 14 Years

[21] Appl. No.: 892,697

[22] Filed: Aug. 1, 1986

[52] U.S. Cl. D6/491

[58] Field of Search D6/491, 411-415, D6/379, 440, 477-479, 462

[56] References Cited

U.S. PATENT DOCUMENTS

D. 49,624	9/1916	Rought	D6/413
D. 244,983	7/1977	Lida et al.	D6/462
D. 251,164	2/1979	Rosen	D6/462

OTHER PUBLICATIONS

Global Equipment Co. catalog, ©1974, p. 68, Shelving Unit lower left.

Business and Institutional Furniture Co. catalog, ©1979, p. 39, Shelving Unit top center. Expand-A-Closet advertising sheet 1983. Closet Expander advertising sheet 1984. Deluxe Closet Expander advertising sheet 1984. Sheets 1-3 of U.S.S.N. 769,959 filed 8/27/85. Sheet 1 of 2 of U.S.S.N. 639,320 filed 8/10/84. Sheets 1 and 2 of U.S.S.N. 747,914 filed 6/24/85.

Primary Examiner—Bruce W. Dunkins
Assistant Examiner—A. G. Scott
Attorney, Agent, or Firm—Dressler, Goldsmith, Shore, Sutker & Milnamow, Ltd.

[57] CLAIM

The ornamental design for an end standard for a storage shelf, as shown and described.

DESCRIPTION

FIG. 1 is a front elevational view of an end standard for a storage shelf showing our new design; FIG. 2 is a right side elevational view, the undisclosed left side being a mirror image thereof; FIG. 3 is a top plan view; FIG. 4 is a rear elevational view; FIG. 5 is a bottom plan view; and FIG. 6 is a perspective view.

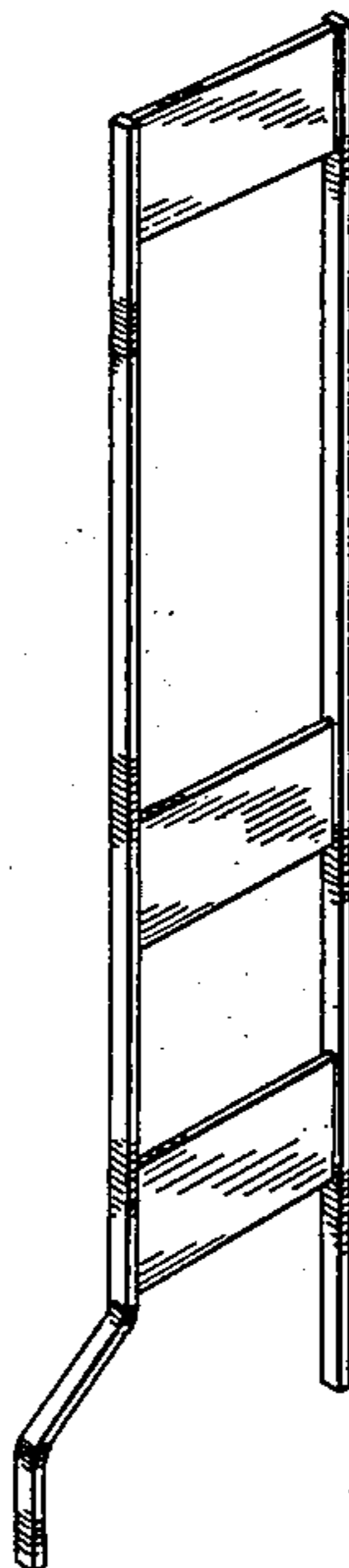




FIG. 3



FIG. 1

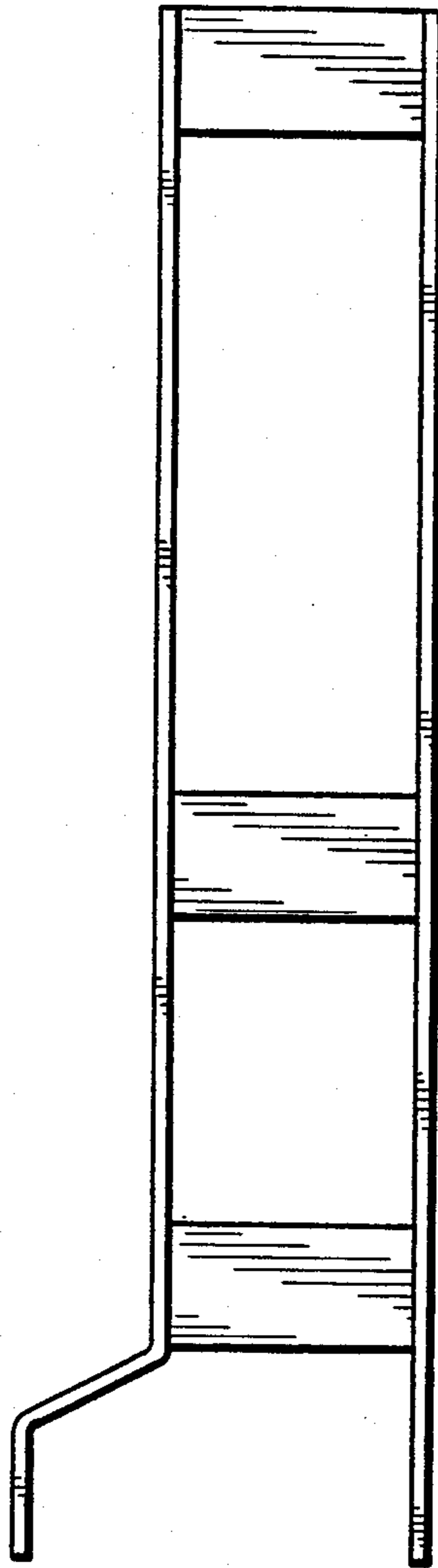


FIG. 2



FIG. 4

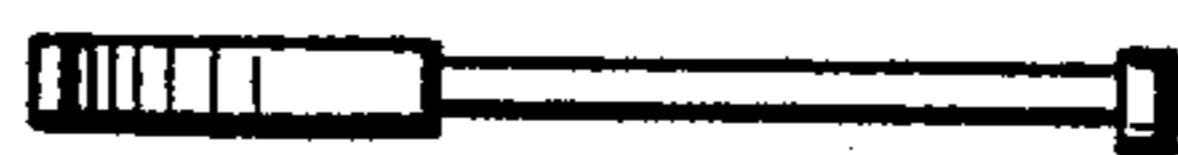


FIG. 5

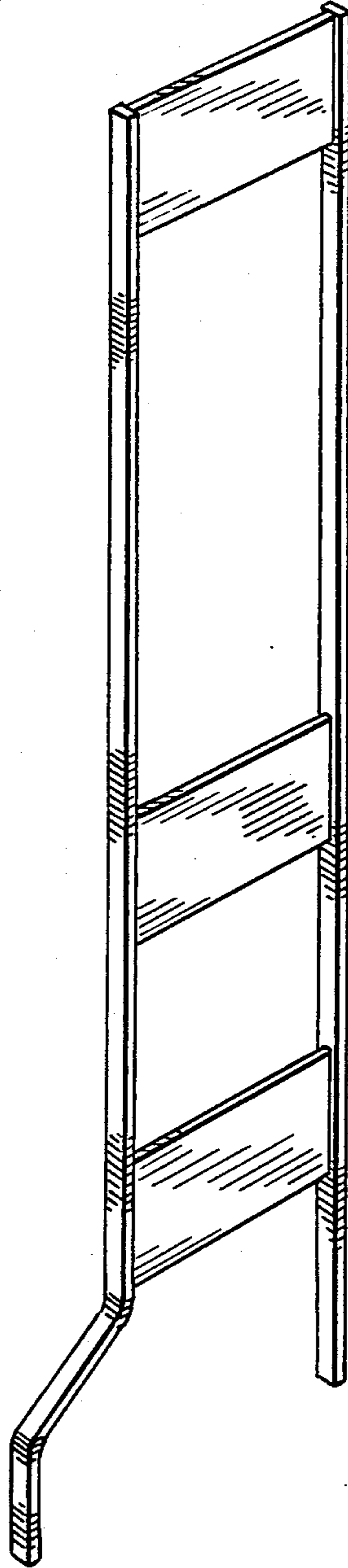


FIG. 6