

[54] **FISHING LURE BLADE**

[75] **Inventor: Charles E. Spence, Germantown, Tenn.**

[73] **Assignee: Strike King Lure Company, Inc., Collierville, Tenn.**

[**] **Term: 14 Years**

[21] **Appl. No.: 79,783**

[22] **Filed: Jul. 30, 1987**

[52] **U.S. Cl. D22/129**

[58] **Field of Search 43/42.34, 42.18, 42.19, 43/42.5; D22/126, 129, 130, 131**

[56] **References Cited**

U.S. PATENT DOCUMENTS

D. 71,134	9/1926	Davis	D22/129
D. 181,898	1/1958	Cacpal	D22/129
D. 243,086	1/1977	Nothdurft	D22/129
1,609,090	11/1926	Knill	D22/126 X
2,503,607	4/1950	Arff	43/42.34

FOREIGN PATENT DOCUMENTS

110625 5/1949 Sweden 43/42.34

Primary Examiner—A. Hugo Word
Attorney, Agent, or Firm—Walker & McKenzie

[57] **CLAIM**

The ornamental design for a fishing lure blade, as shown and described.

DESCRIPTION

FIG. 1 is a front elevational view of the fishing lure blade of the present invention.

FIG. 2 is a left side elevational view thereof, the right side being a mirror image thereof.

FIG. 3 is a rear elevational view thereof.

FIG. 4 is a bottom plan view thereof.

FIG. 5 is a sectional view thereof substantially as taken on line V—V of FIG. 1 to more clearly show the design thereof.

FIG. 6 is a sectional view thereof substantially as taken on line VI—VI of FIG. 1 to more clearly show the design thereof.

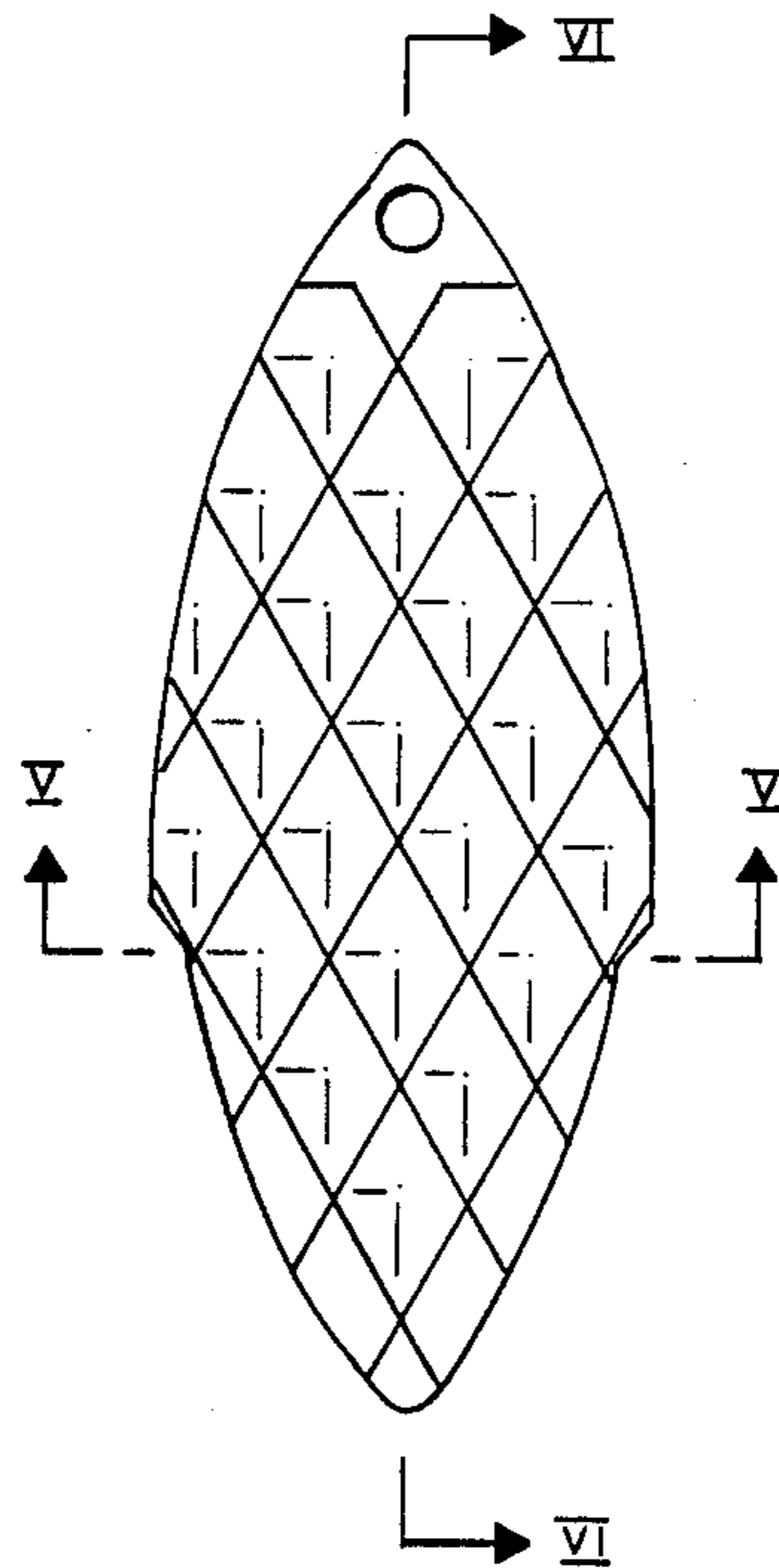


FIG. 1

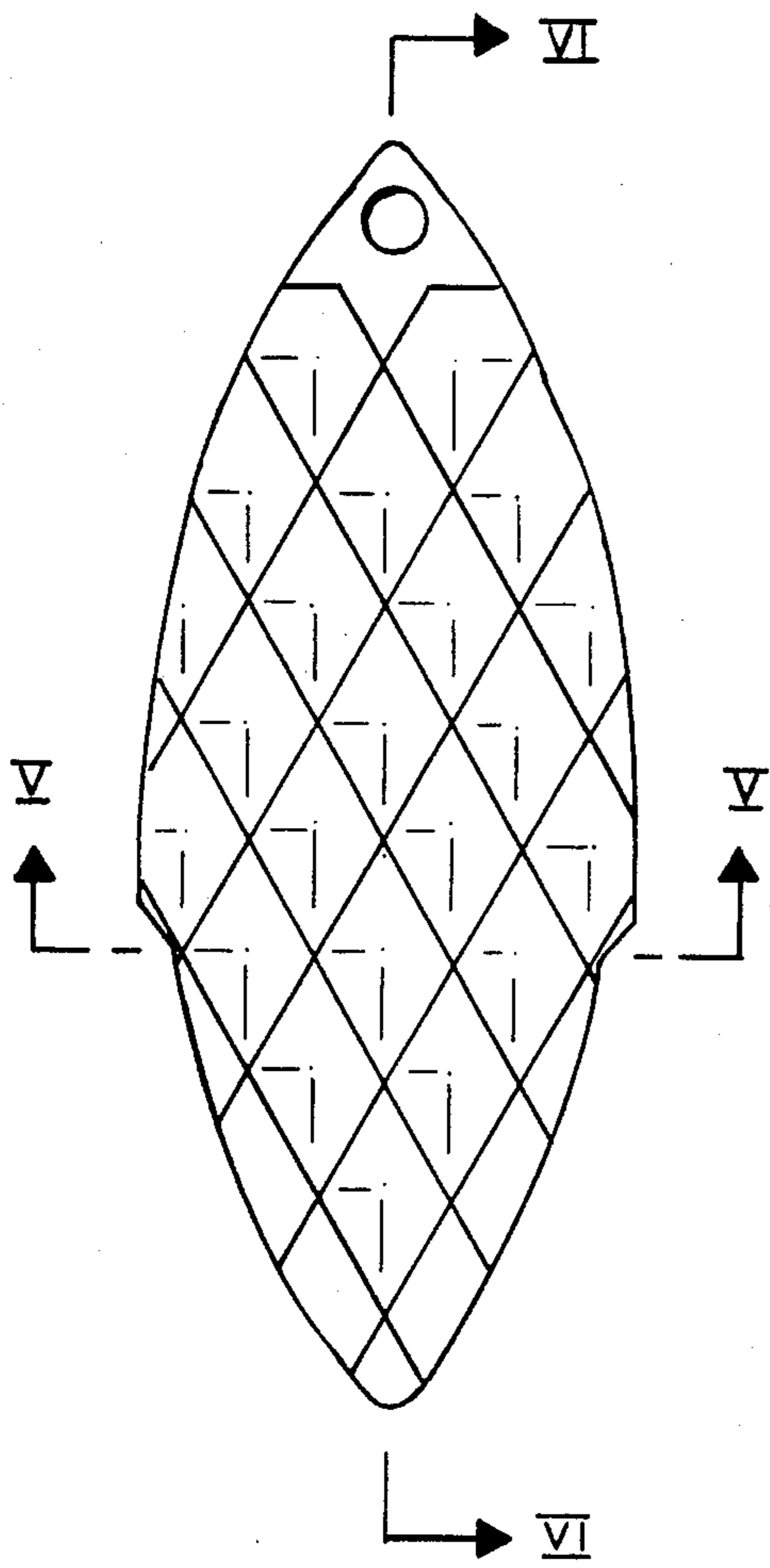


FIG. 2



FIG. 3




FIG. 4



FIG. 5



FIG. 6

