

United States Patent [19]

Palm, Jr. et al.

[11] Patent Number: **Des. 300,505**

[45] Date of Patent: **** Apr. 4, 1989**

[54] PULL

[75] Inventors: **James M. Palm, Jr.**, Rockford;
Teresa R. B. Pittenger, Arlington Heights, both of Ill.

[73] Assignee: **Amerock Corporation**, Rockford, Ill.

[**] Term: **14 Years**

[21] Appl. No.: **32,093**

[22] Filed: **Mar. 3, 1987**

[52] U.S. Cl. **D8/318**

[58] Field of Search **D8/300, 315-320;**
16/110 R, 111 R

D. 246,427 11/1977 Ridgway et al. D8/318

D. 251,476 4/1979 Tegner D8/318

D. 267,926 2/1983 Pittenger D8/318

OTHER PUBLICATIONS

Amerock Corporation Drawing No. C-155-1, dated May 14, 1982.

Primary Examiner—B. J. Bullock

Attorney, Agent, or Firm—Leydig, Voit & Mayer, Ltd.

[57] **CLAIM**

The ornamental design of a pull, as shown and described.

DESCRIPTION

FIG. 1 is a front elevational view of a pull showing our new design;

FIG. 2 is a bottom plan view.

FIG. 3 is a side elevational view.

FIG. 4 is an enlarged cross-section taken in the direction of the arrows on line 4—4 of FIG. 2.

[56] **References Cited**

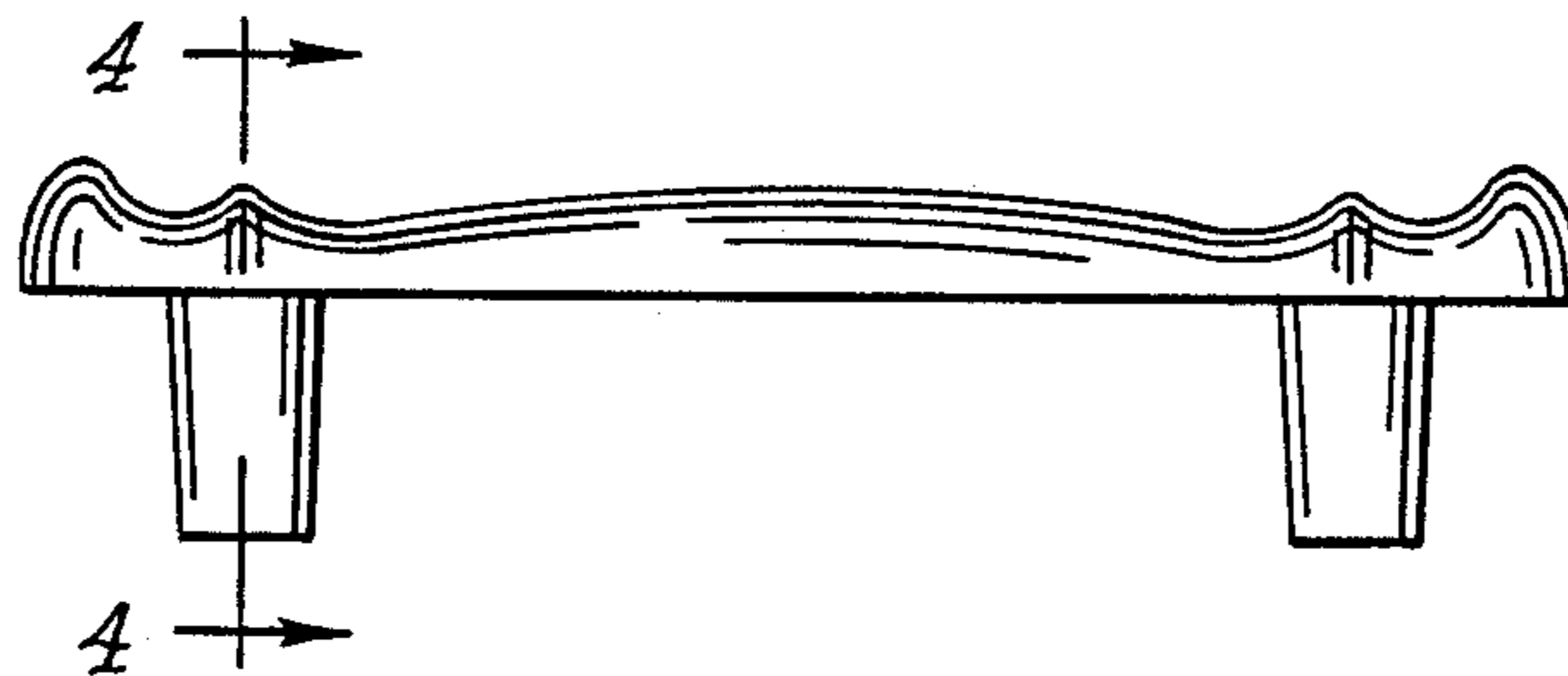
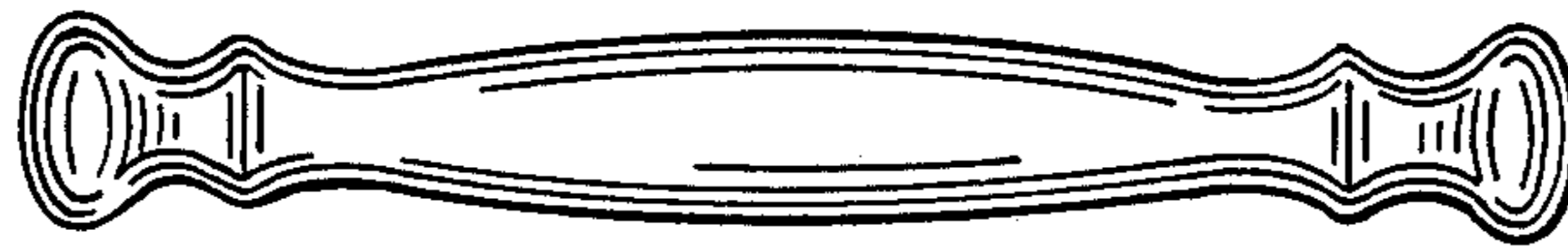
U.S. PATENT DOCUMENTS

D. 208,971 10/1967 Stone D8/318

D. 227,072 6/1973 Palson D8/318

D. 244,421 5/1977 Tegner D8/317

D. 246,425 11/1977 Stone D8/318






FIG. 1.




FIG. 2.




FIG. 3.




FIG. 4.