

[54] **SCOURING PAD**

[75] **Inventor: Earl Hoyt, Franklin Lakes, N.J.**

[73] **Assignee: Airwick Industries, Inc., Teterboro, N.J.**

[\*\*] **Term: 14 Years**

[21] **Appl. No.: 816,736**

[22] **Filed: Dec. 23, 1985**

**Related U.S. Application Data**

- [63] Continuation of Ser. No. 455,397, Jan. 3, 1983, abandoned.  
[52] **U.S. Cl.** ..... **D32/40**  
[58] **Field of Search** ..... **D32/40; 15/208, 209 R, 15/209 B, 209 C, 210 R, 244**

[56]

**References Cited**

**U.S. PATENT DOCUMENTS**

2,268,403 12/1941 Kingman ..... 15/244 B  
2,869,161 1/1959 Cooper ..... 15/244 R X  
3,021,649 2/1962 Robbins ..... 15/209 B X

**OTHER PUBLICATIONS**

Technical Drawing by Giesecke et al., ©1958, p. 315--Fig. 609e.

*Primary Examiner*—Wallace R. Burke  
*Assistant Examiner*—Lavone D. Tabor  
*Attorney, Agent, or Firm*—Frederick H. Rabin; Harry Falber

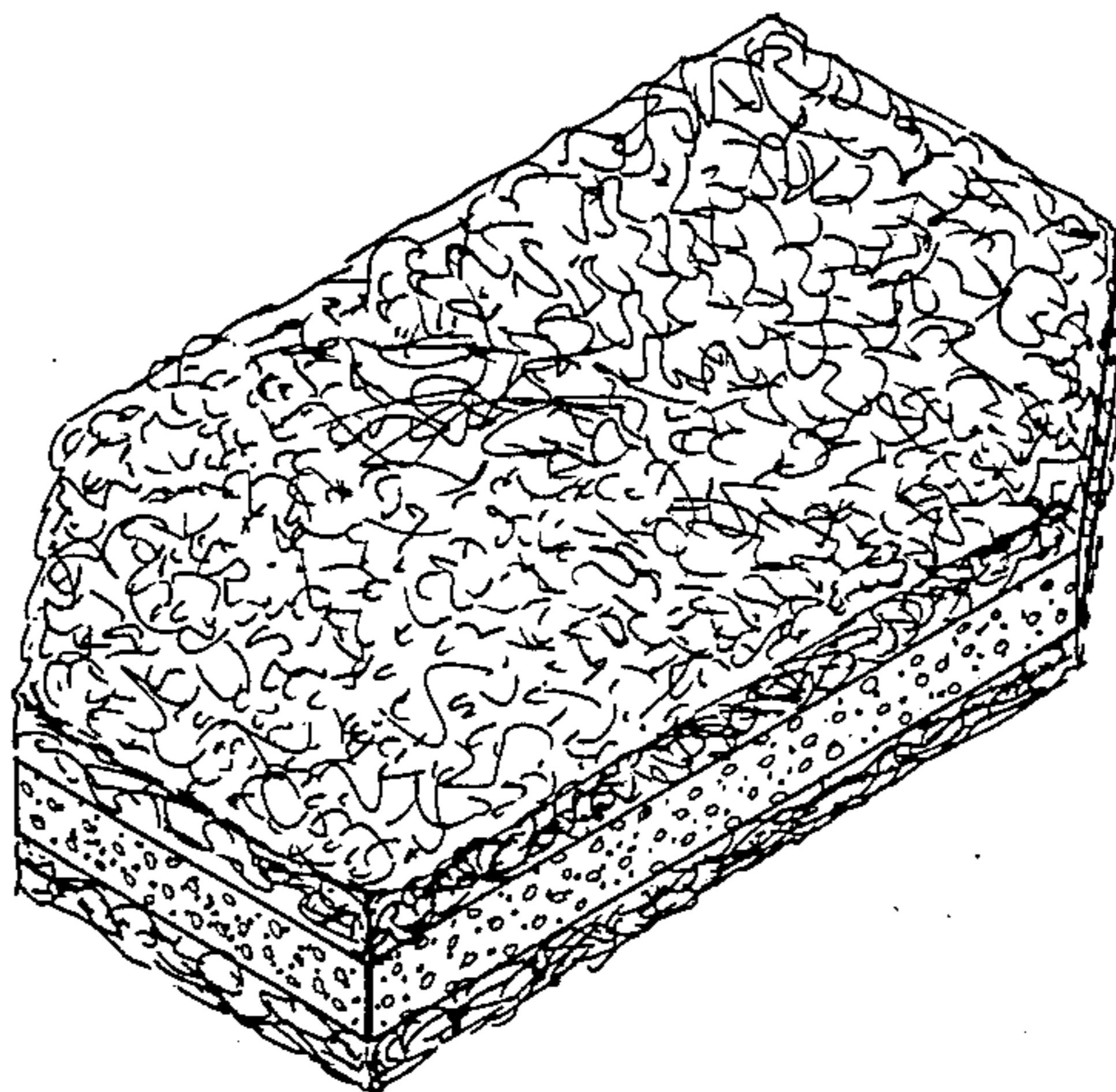
[57]

**CLAIM**

The ornamental design for scouring pad, as shown.

**DESCRIPTION**

FIG. 1 is a top perspective view of a scouring pad showing my new design;  
FIG. 2 is a side elevational view thereof;  
FIG. 3 is front elevational thereof; and  
FIG. 4 is a bottom plan view thereof.



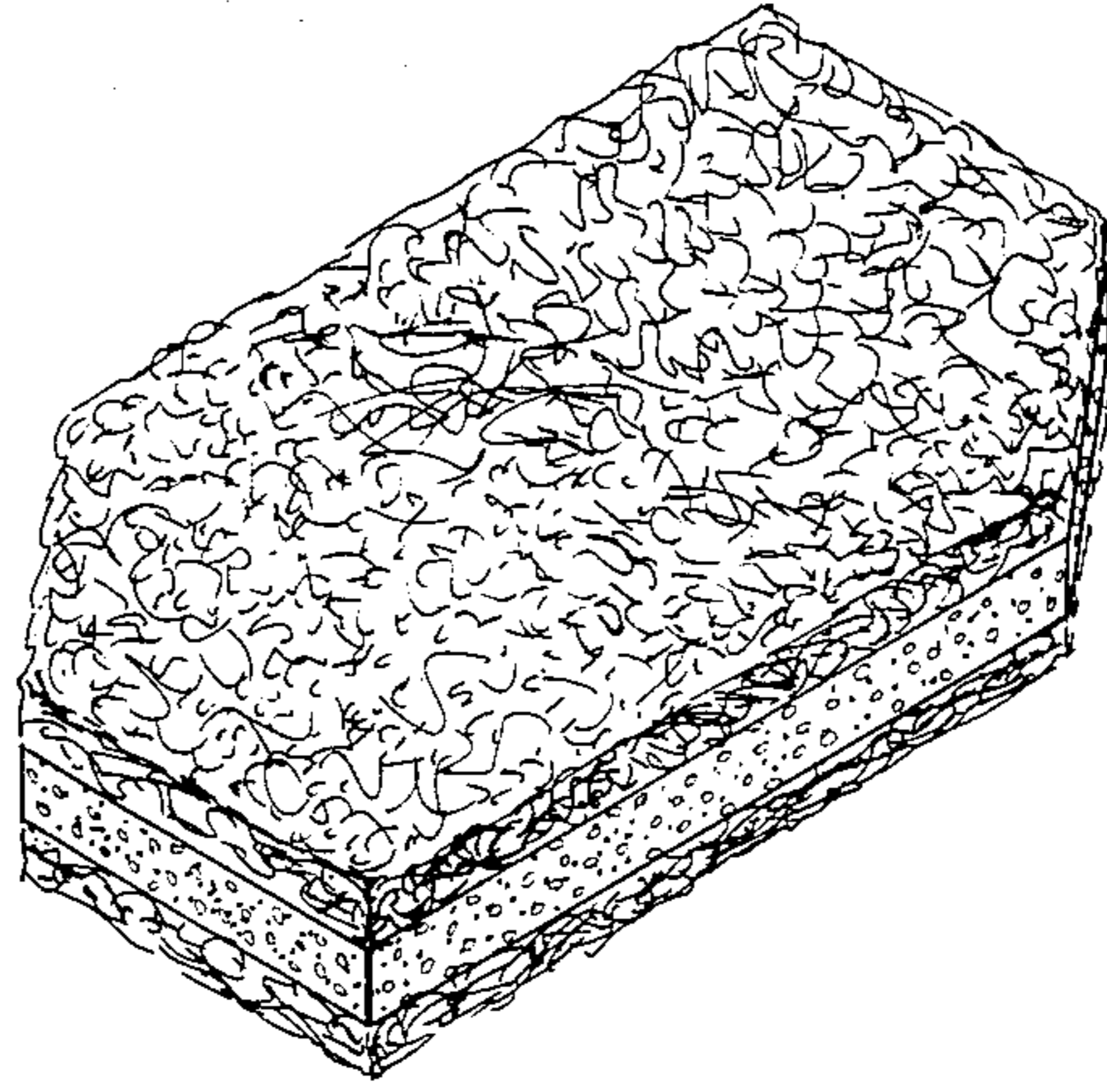


FIG. 1



FIG. 2



FIG. 3

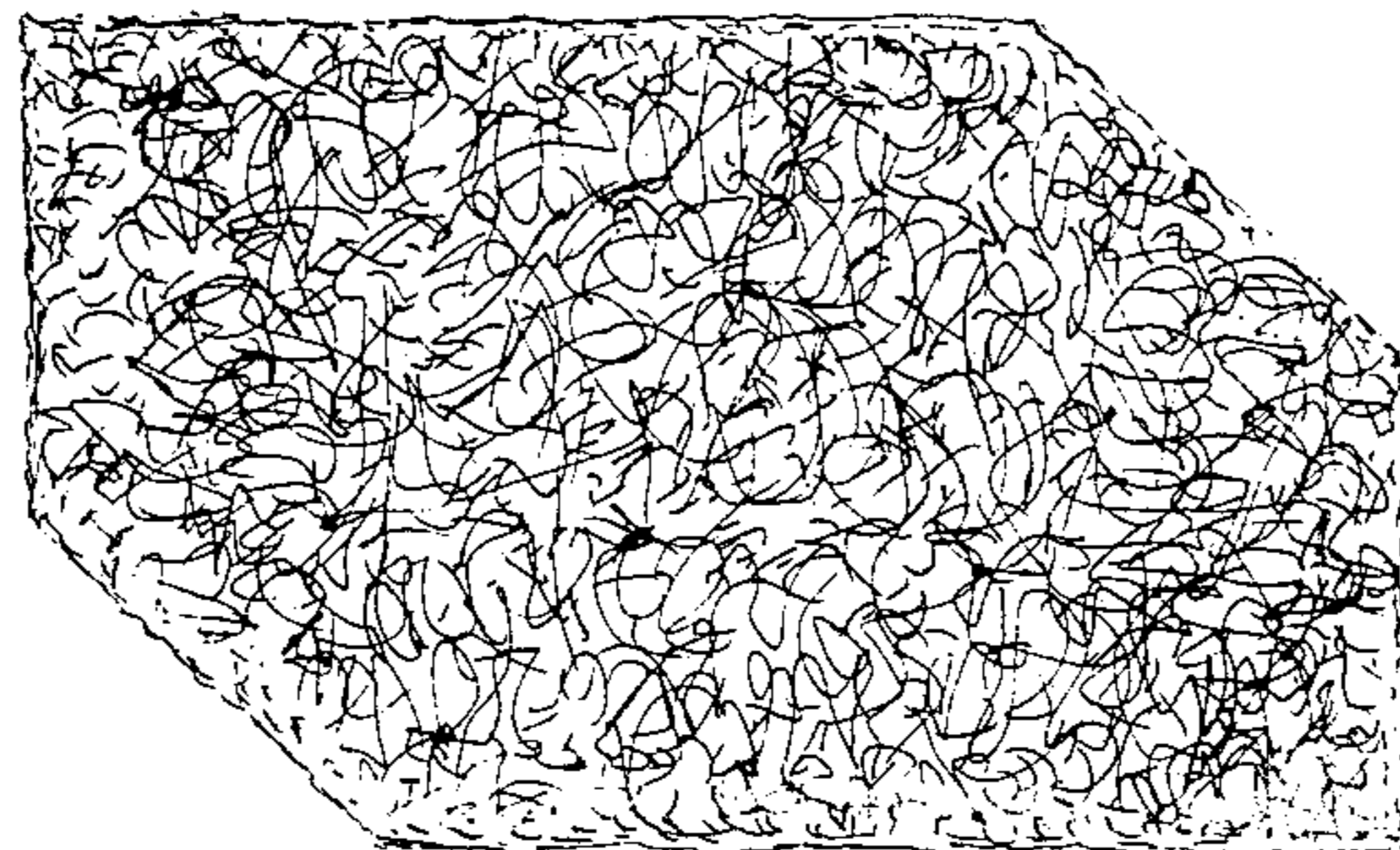


FIG. 4