

[54] BATHTUB

[75] Inventor: Henry M. Stairs, Jr., Neshanic, N.J.

[73] Assignee: American Standard Inc., New York, N.Y.

[**] Term: 14 Years

[21] Appl. No.: 841,372

[22] Filed: Mar. 3, 1986

[52] U.S. Cl. D23/277

[58] Field of Search D23/270-275, D23/277-282, 303-307; D24/38; 4/538, 559, 571, 573, 575, 578, 584, 589, 590, 592, 594

[56] References Cited

U.S. PATENT DOCUMENTS

D. 216,119	11/1969	Kaiser	D23/55
D. 227,101	6/1973	Primault	D23/281
D. 230,021	1/1974	Primault	D23/277
D. 243,181	1/1977	Stairs, Jr.	D23/2
D. 243,334	2/1977	Stairs, Jr.	D23/2
D. 244,855	6/1977	Doman	D23/281
D. 253,008	9/1979	Guigups	D23/281
D. 265,582	7/1982	Kohler, Jr.	D23/281
D. 277,128	1/1985	Daniels	D23/281
D. 278,844	5/1985	Stairs, Jr.	D23/55

D. 279,028	5/1985	Kohler, Jr. et al.	D23/281
D. 279,702	7/1985	Harrison	D23/280
1,445,243	2/1923	Spalzek	4/584
2,346,942	4/1944	Rodman	4/594

OTHER PUBLICATIONS

American Standard catalog, 1981, pp. 2-2 and 2-1A.

Primary Examiner—James R. Largen
Attorney, Agent, or Firm—James J. Salerno, Jr.; Robert G. Crooks; John P. Sinnott

[57] CLAIM

The ornamental design of a bathtub, as shown and described.

DESCRIPTION

FIG. 1 is a top plan view of a bathtub embodying my new design;
FIG. 2 is a left side elevational view thereof;
FIG. 3 is a right side elevational view thereof;
FIG. 4 is a bottom plan view thereof;
FIG. 5 is a front elevational view thereof;
FIG. 6 is a cross sectional view taken on line 6—6 of FIG. 1;
FIG. 7 is a cross sectional view taken on line 7—7 of FIG. 1; and
FIG. 8 is a rear elevational view thereof.

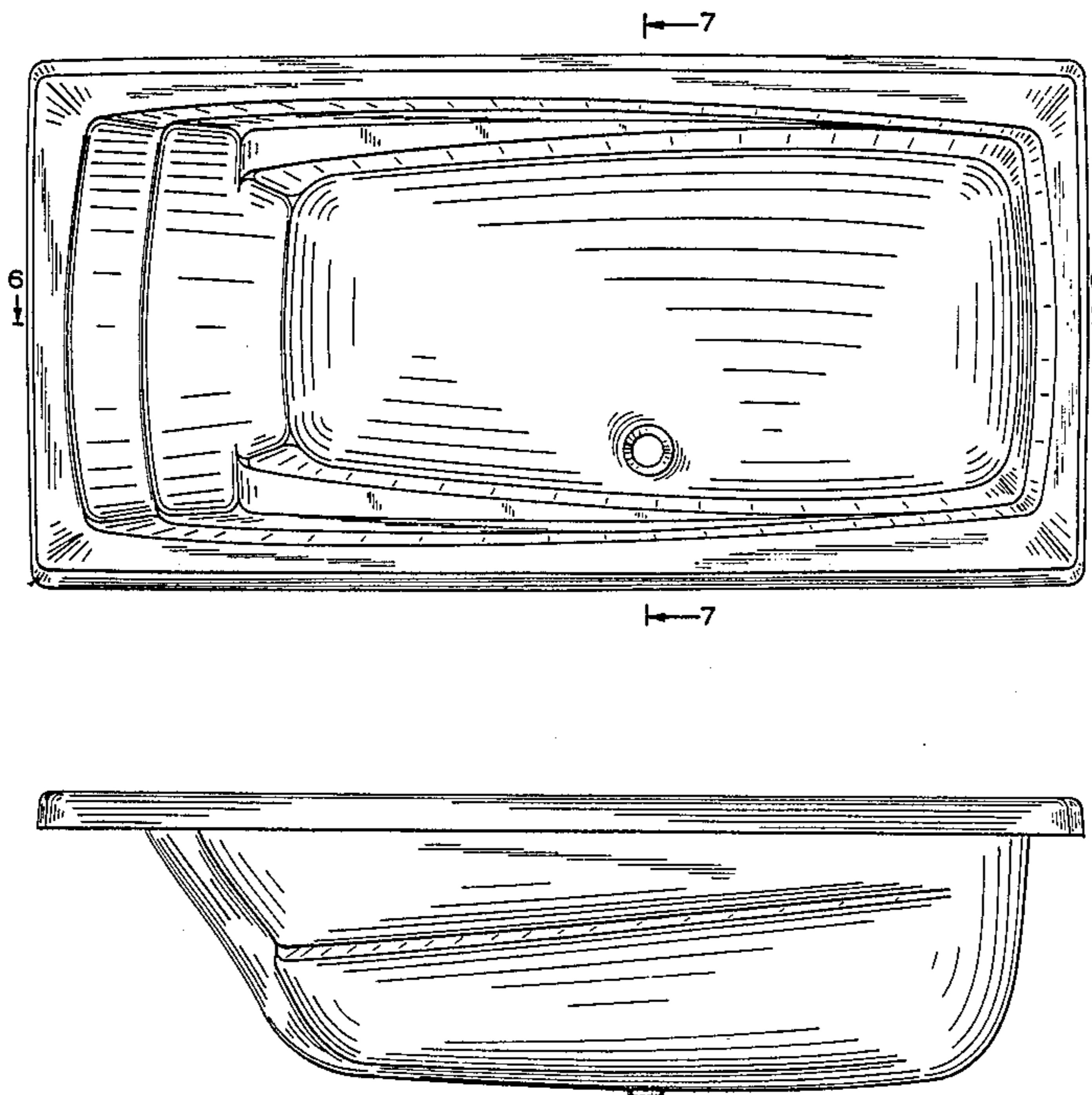


FIG. 1

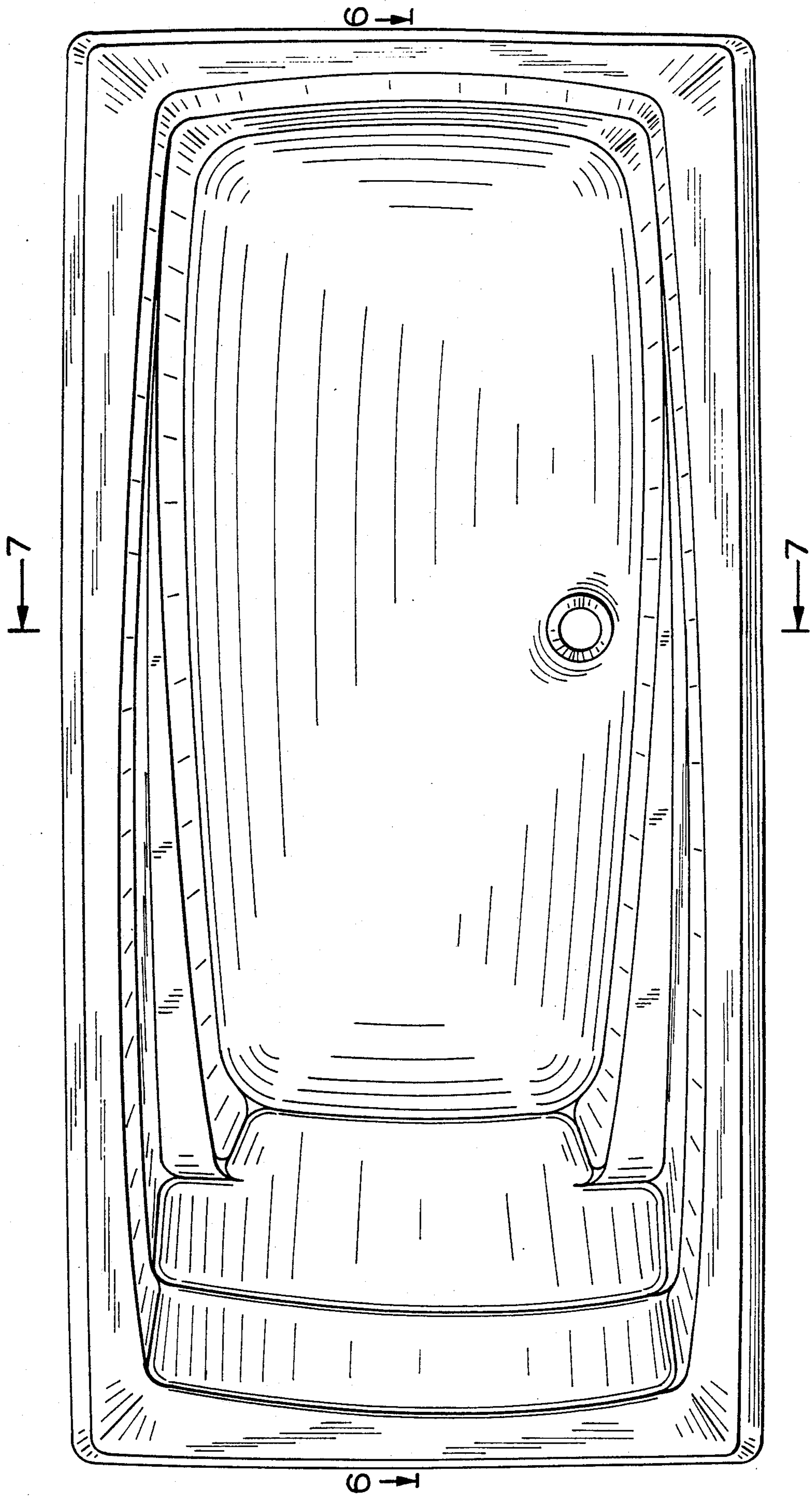


FIG. 2





FIG. 3



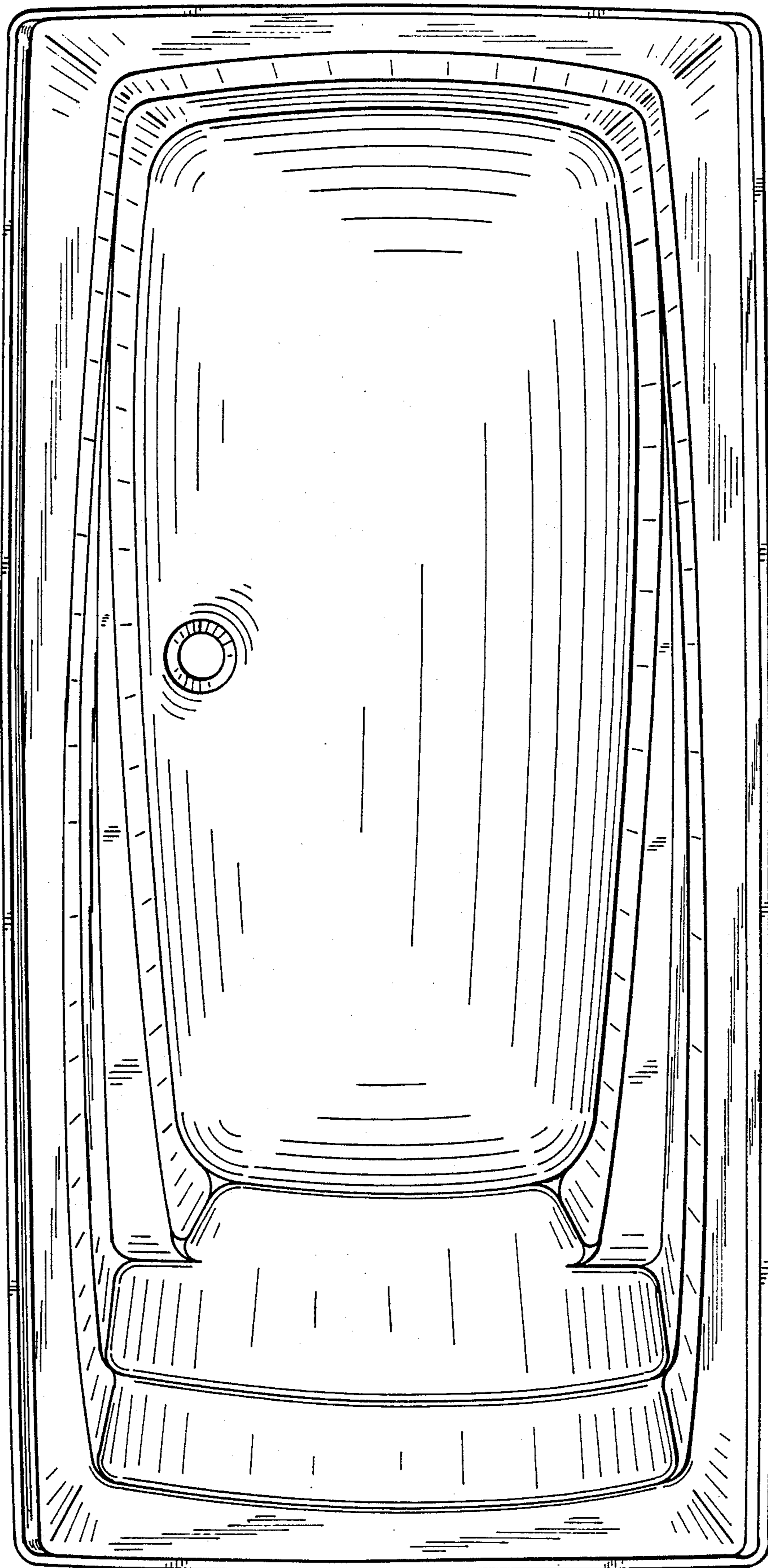


FIG. 4

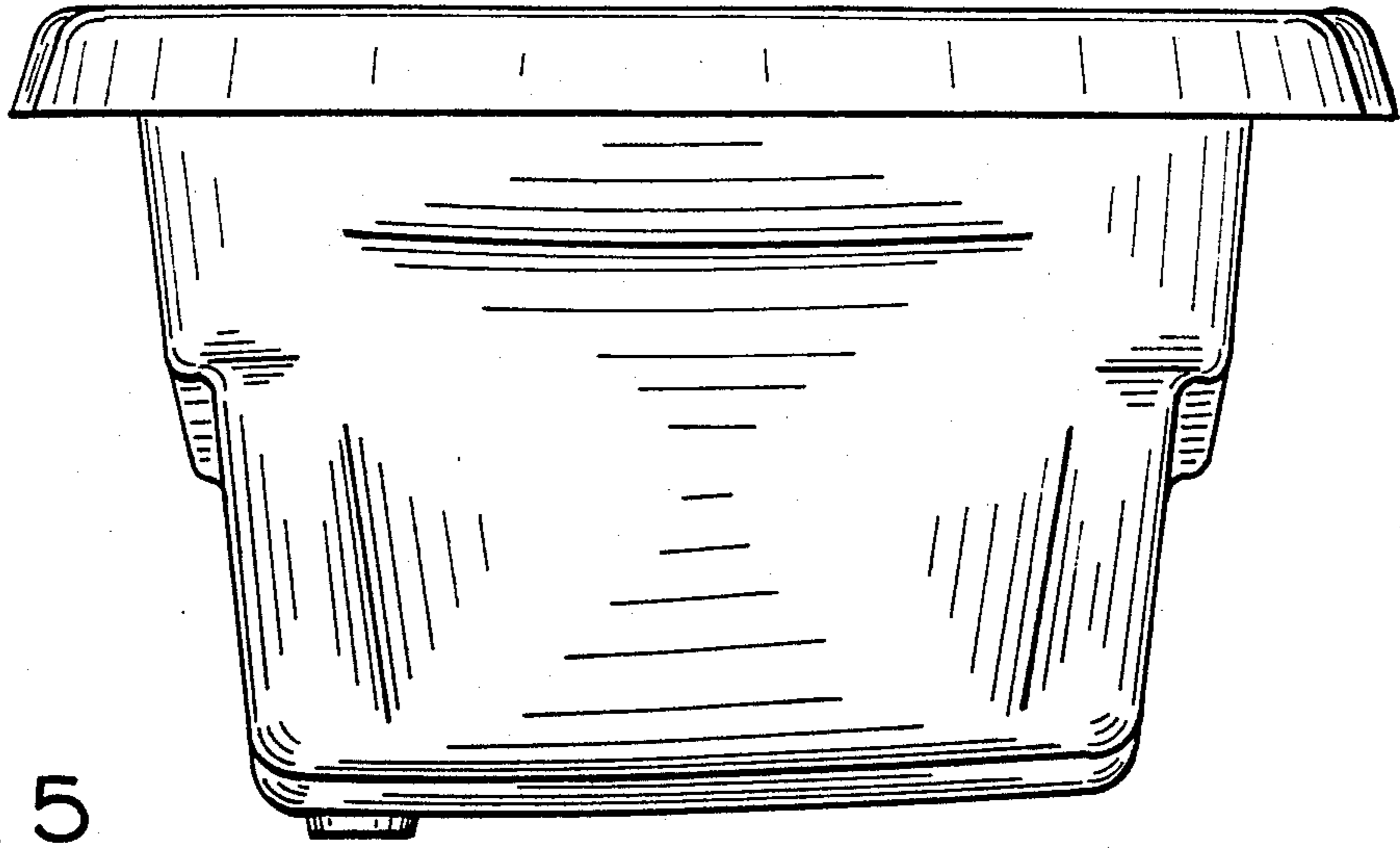


FIG. 5




FIG. 7




FIG. 8

FIG. 6

