

# United States Patent [19]

Landwerlen

[11] Patent Number: **Des. 300,450**

[45] Date of Patent: **\*\* Mar. 28, 1989**

[54] **FISHING REEL HANDLE**

[75] Inventor: **Joseph E. Landwerlen, Shelbyville, Ind.**

[73] Assignee: **J & L Tool, Inc., Shelbyville, Ind.**

[\*\*] Term: **14 Years**

[21] Appl. No.: **916,042**

[22] Filed: **Oct. 3, 1986**

[52] U.S. Cl. .... **D22/137; D22/140**

[58] Field of Search ..... **D22/140, 141, 134, 137; 242/84.1 R, 84.1 A; D8/359**

[56] **References Cited**

### U.S. PATENT DOCUMENTS

D. 257,422 10/1980 Greber ..... D8/359  
2,154,122 4/1939 Brenneman ..... D22/140 X

*Primary Examiner*—A. Hugo Word  
*Attorney, Agent, or Firm*—Woodard, Emhardt,  
Naughton Moriarty & McNett

[57] **CLAIM**

The ornamental design for a fishing reel handle, as shown and described.

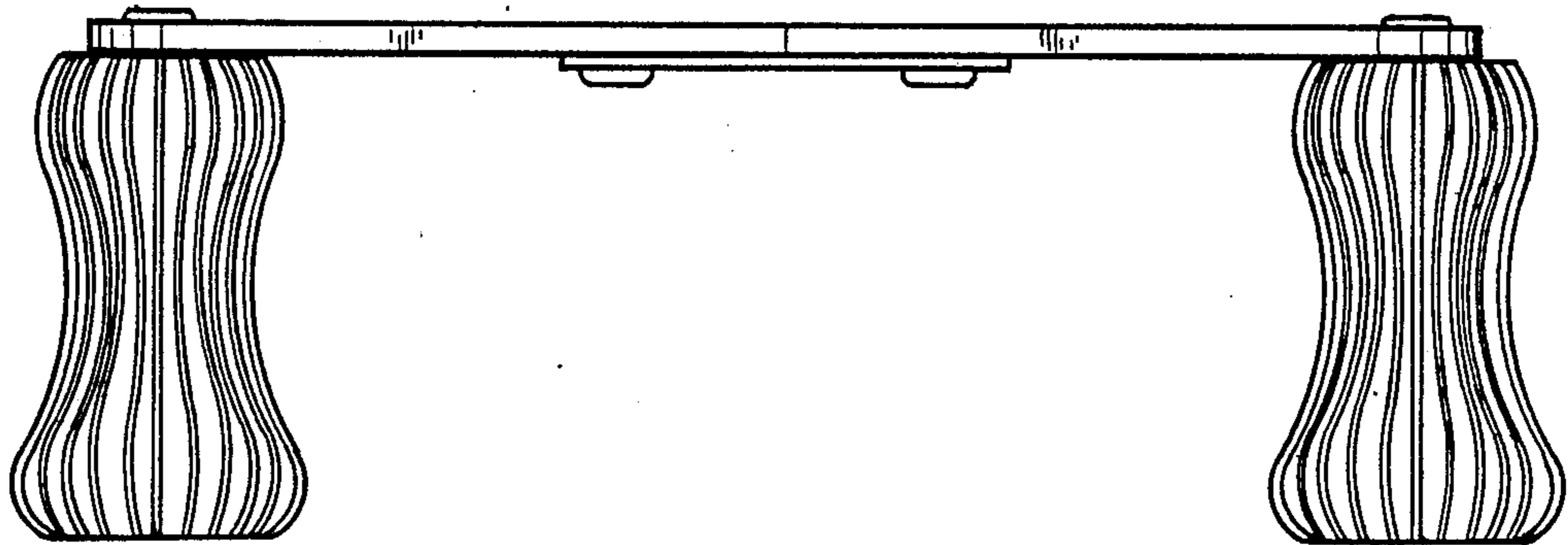
### DESCRIPTION

FIG. 1 is a top, plan view of a fishing reel handle, showing my new design.

FIG. 2 is a right side, end view of the design, the left side, end view being the same.

FIG. 3 is a side, elevational view of the design.

FIG. 4 is a bottom, plan view of the design.



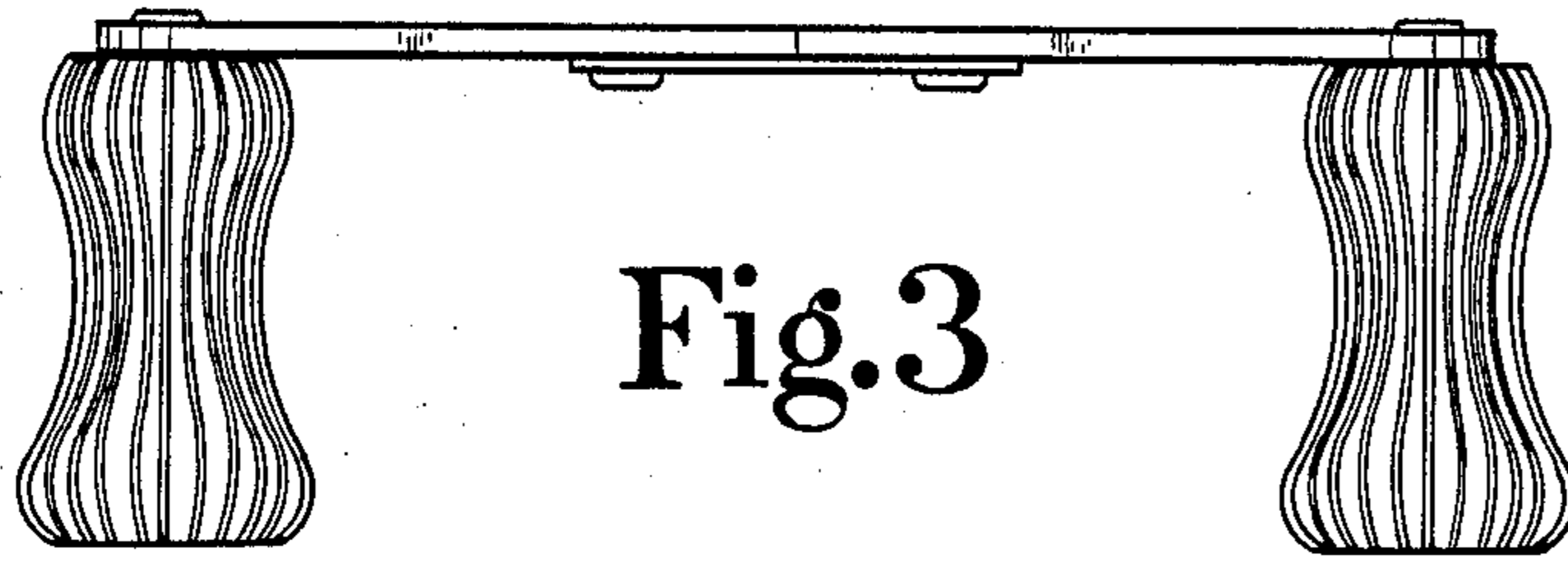


Fig. 3

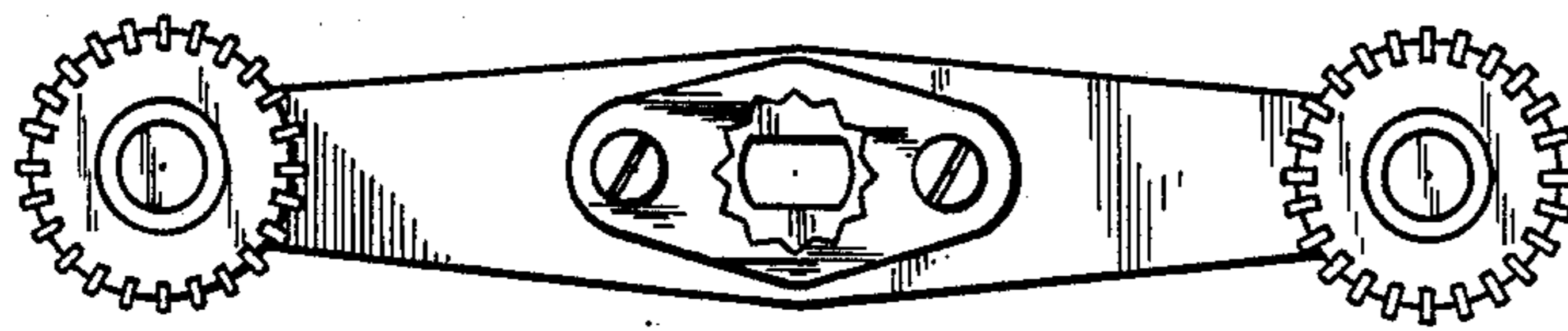


Fig. 1




Fig. 2

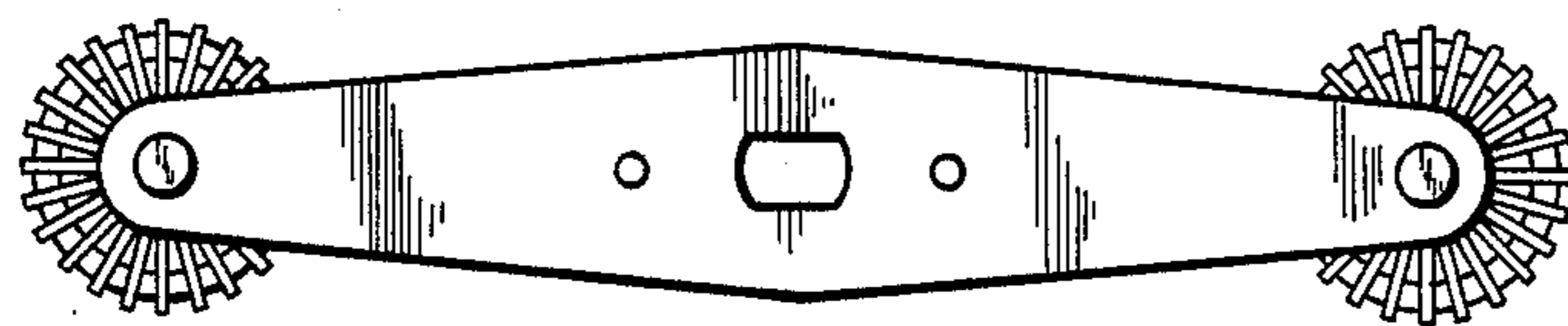


Fig. 4