

[54] WALL ATTACHABLE BIFURCATED HOOK

[76] Inventor: Jerry Bordian, P.O. Box 91253, West Vancouver, British Columbia, Canada, V7V 3N9

[\*\*] Term: 14 Years

[21] Appl. No.: 85,335

[22] Filed: Aug. 14, 1987

[52] U.S. Cl. .... D8/367; D8/373; D6/526; 248/304

[58] Field of Search ..... D8/373, 367, 371; D6/526, 545, 551, 552; 248/309.2, 339, 340; 52/34; D14/65

[56] References Cited

U.S. PATENT DOCUMENTS

- D. 179,714 2/1957 Wise ..... D6/526
- D. 197,880 4/1964 Rubin ..... D6/526
- D. 206,426 12/1966 Wise ..... D6/526
- D. 254,069 1/1980 Holey ..... D14/65
- D. 254,881 5/1980 Pyskaty ..... D8/373 X

- D. 258,475 3/1981 Edstrom ..... D6/526
- D. 267,453 1/1983 Kipperman ..... D6/526
- D. 273,445 4/1984 Lohman ..... D8/367 X
- 703,803 10/1902 Richmond ..... 248/304 X
- 1,981,674 11/1934 Solomon ..... D6/526 X
- 3,226,065 12/1965 Smith ..... D8/367 X
- 4,078,753 3/1978 Cole ..... 248/309.2 X

Primary Examiner—Horace B. Fay, Jr.  
Attorney, Agent, or Firm—Fetherstonhaugh & Co.

[57] CLAIM

The ornamental design for wall attachable bifurcated hook, as shown and described.

DESCRIPTION

FIG. 1 is a front, top and right side isometric view of a wall attachable, bifurcated hook showing my new design;  
 FIG. 2 is a front elevational view thereof;  
 FIGS. 3 and 4 are respectively left and right side elevational views thereof;  
 FIGS. 5 and 6 are respectively top and bottom plans views thereof; and  
 FIG. 7 is a rear elevational view thereof.

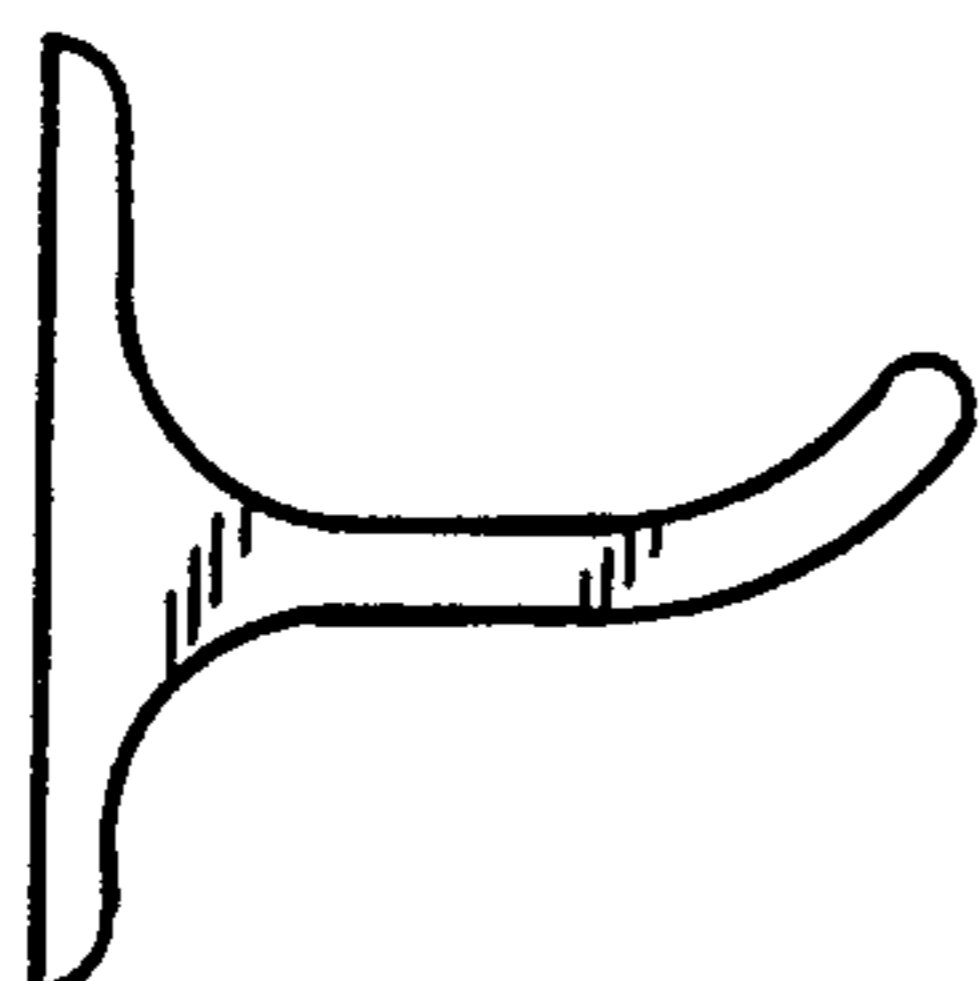



Fig. 1.




Fig. 3.

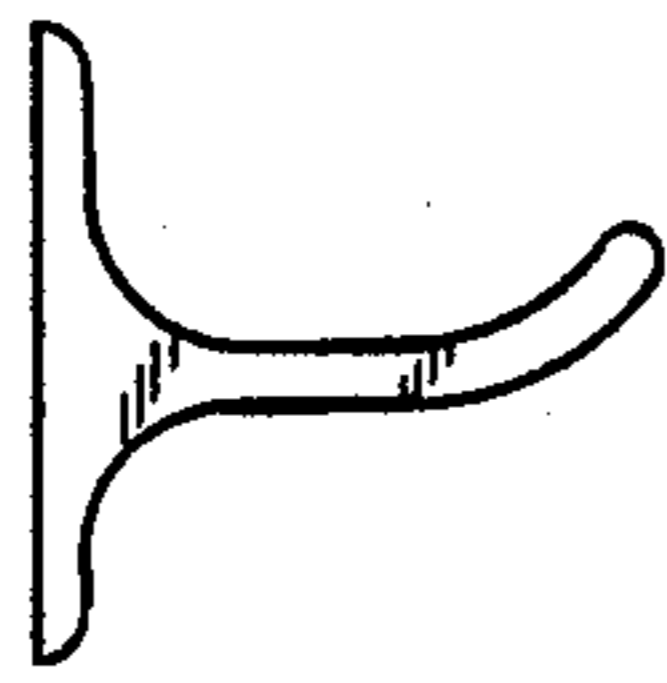


Fig. 2.

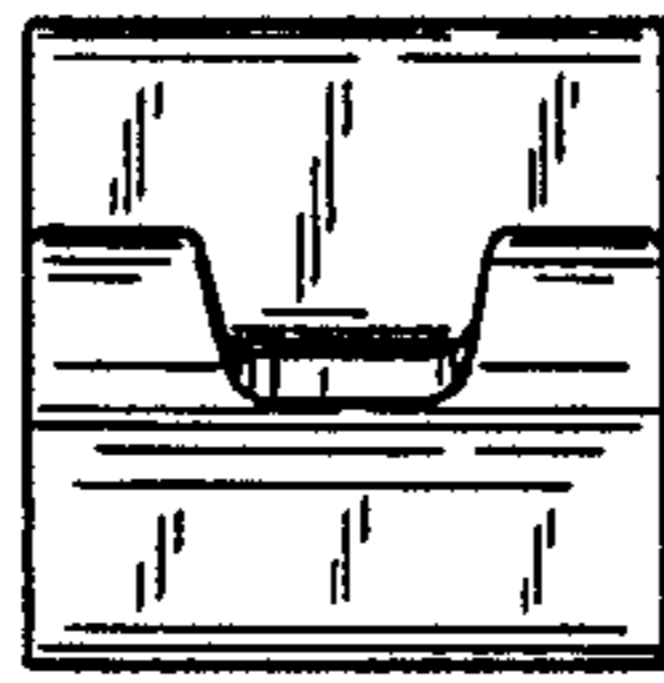


Fig. 4.

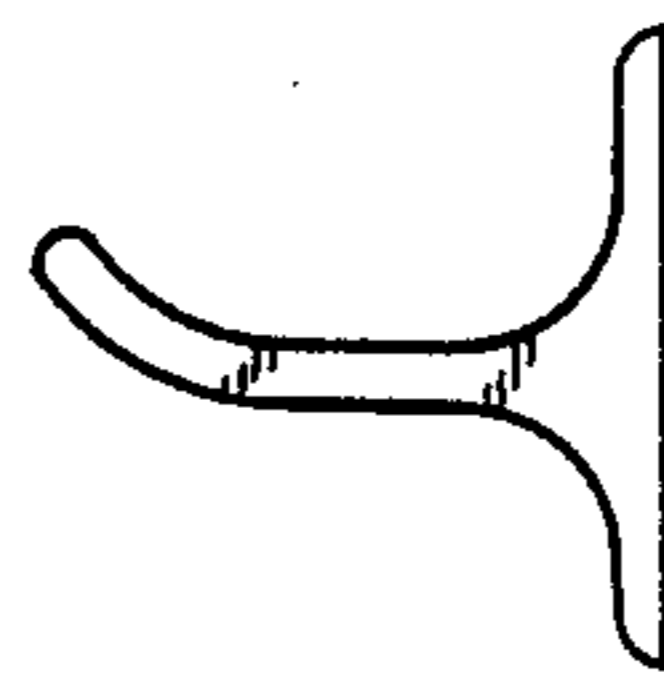


Fig. 5.




Fig. 6.

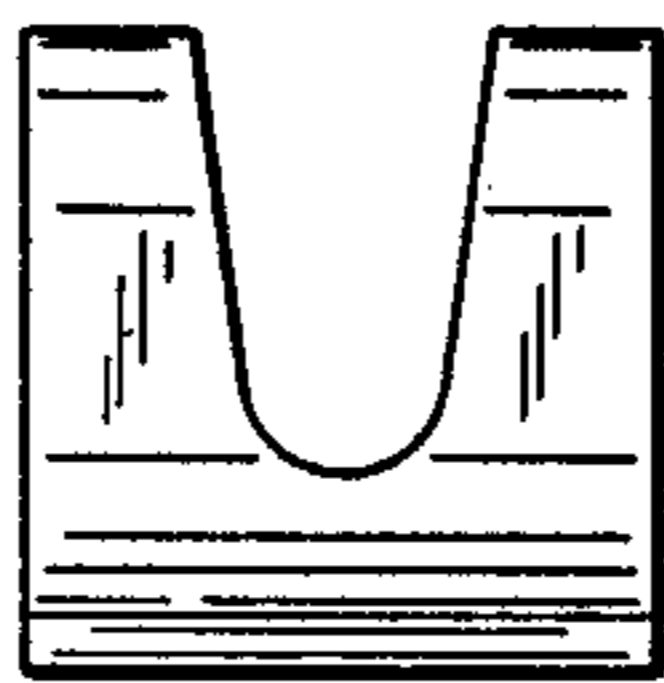


Fig. 7.

