

[54] CARRYING CASE

[75] Inventor: Francine D. Sears, Stony Creek, Conn.

[73] Assignee: International Business Machines Corporation, Armonk, N.Y.

[**] Term: 14 Years

[21] Appl. No.: 837,823

[22] Filed: Mar. 12, 1986

[52] U.S. Cl. D3/71; D3/77

[58] Field of Search D3/42-45, D3/50-54, 70-74, 76-79, 48, 1, 30.1; 190/18, 37, 119; 206/286, 287, 287.1; 150/52 B, 52 C, 52 F, 52 R

[56] References Cited

U.S. PATENT DOCUMENTS

- D. 265,439 7/1982 Stark D3/71
- D. 268,305 3/1983 Stark D3/71
- D. 278,573 4/1985 Mannato D3/48

OTHER PUBLICATIONS

Travelware, May 1985, p. 25, center and right of the page (shown by arrow).

Travelware, Apr. 1985, p. 11, center item shown by arrow.

Best Products 1984, 1985, p. 164, Items 1, 2 and 3 top and left of page.

Primary Examiner—Melvin B. Feifer

Assistant Examiner—P. Deshmukh

Attorney, Agent, or Firm—John S. Gasper

[57] CLAIM

The ornamental design for a carrying case, as shown and described.

DESCRIPTION

FIG. 1 is a front perspective view of a carrying case showing my new design;

FIG. 2 is a front perspective view thereof; with the shoulder strap omitted for ease of illustration;

FIG. 3 is a front elevation thereof;

FIG. 4 is a rear elevation thereof;

FIG. 5 is a left side elevation thereof;

FIG. 6 is a right side elevation thereof;

FIG. 7 is a top plan view thereof; and

FIG. 8 is a bottom plan view thereof.




FIG. 1




FIG. 2

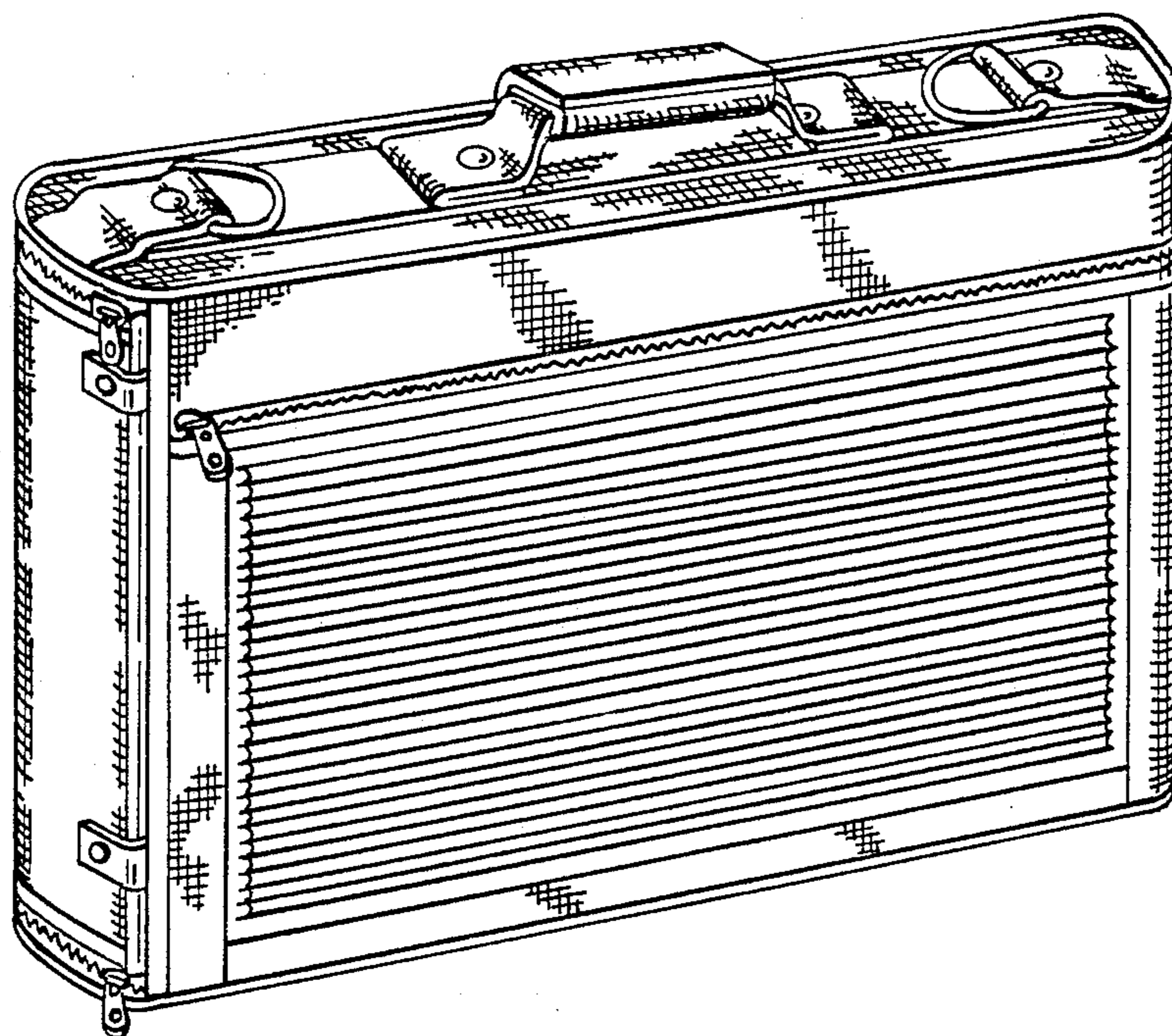


FIG. 3




FIG. 4

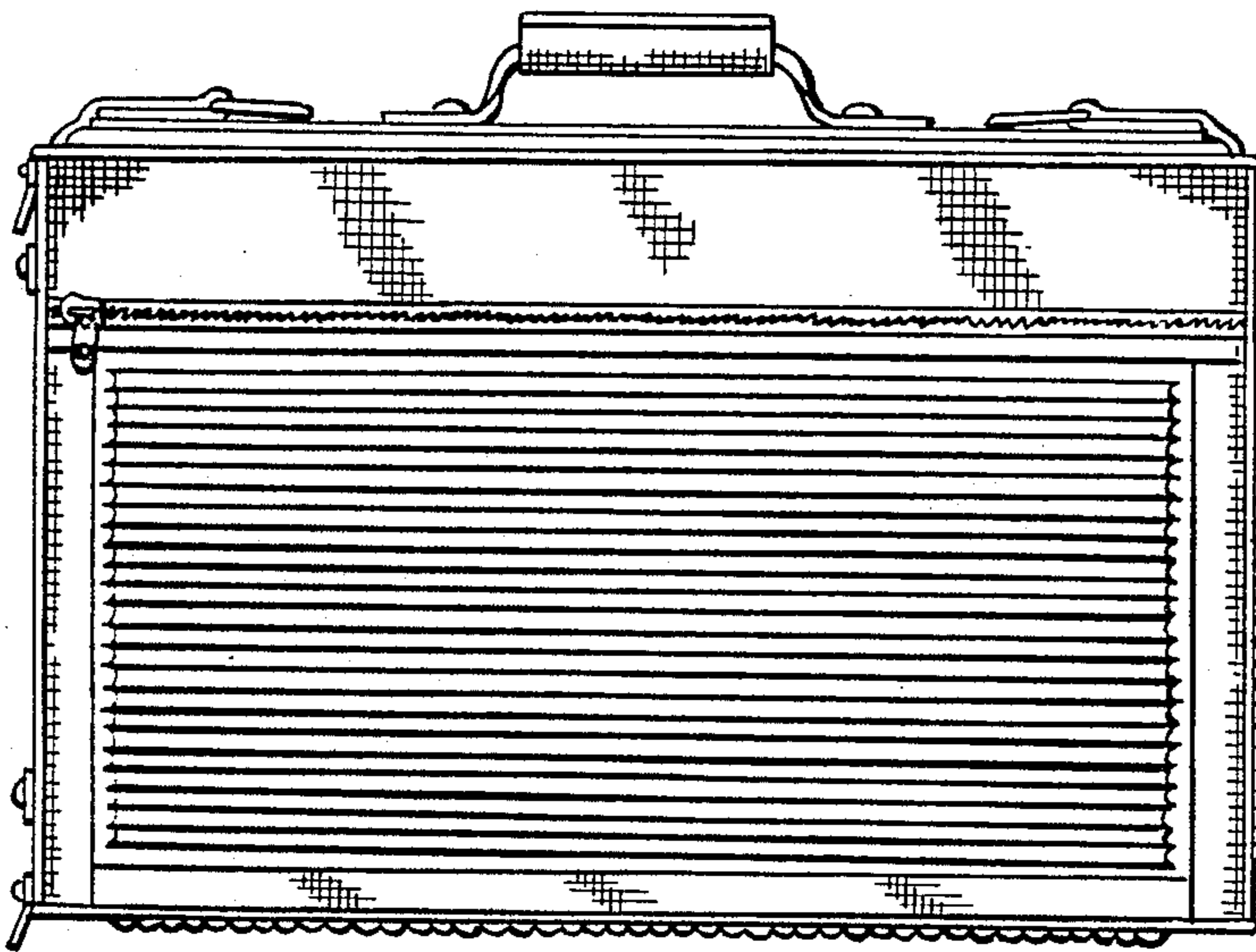


FIG. 5

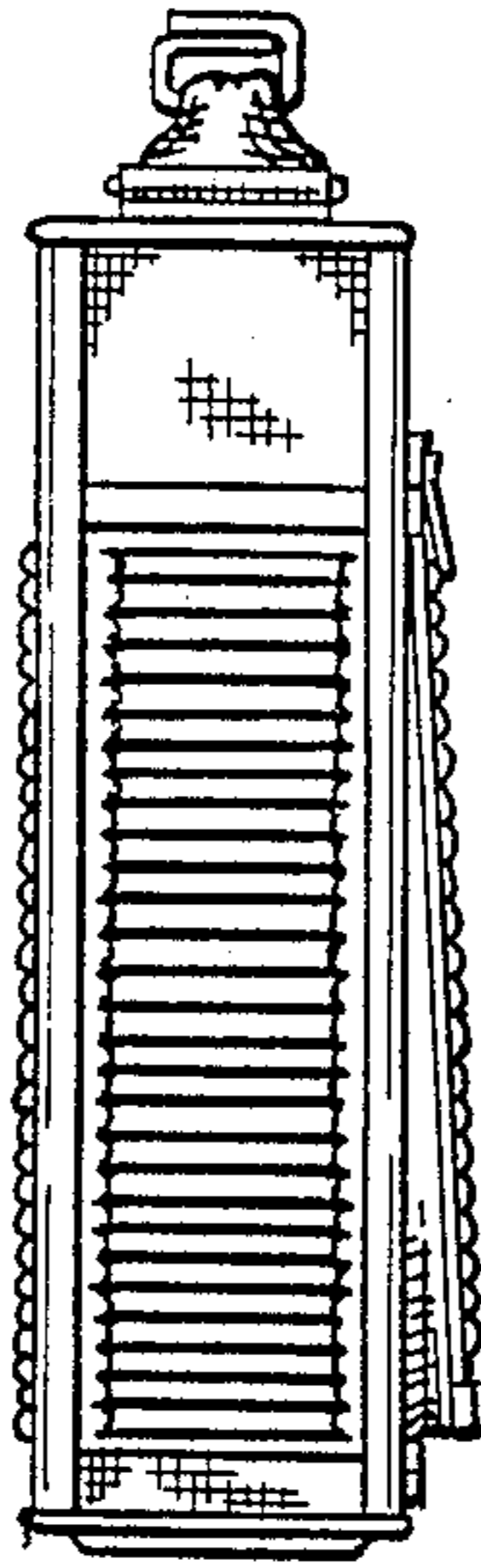


FIG. 6

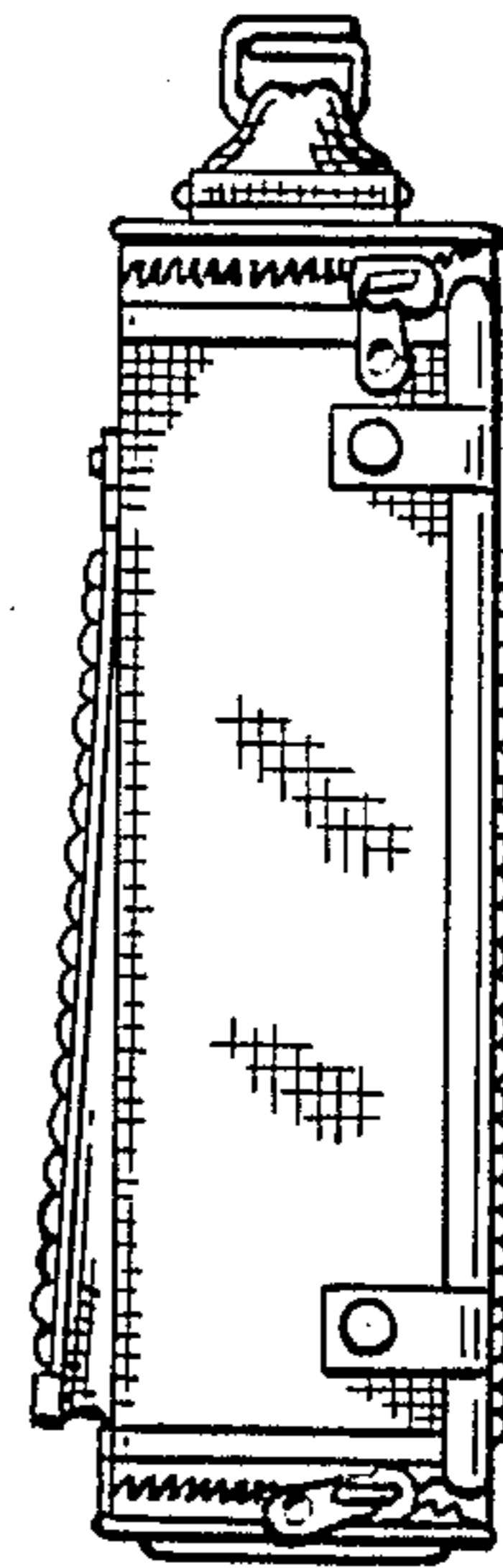


FIG. 7

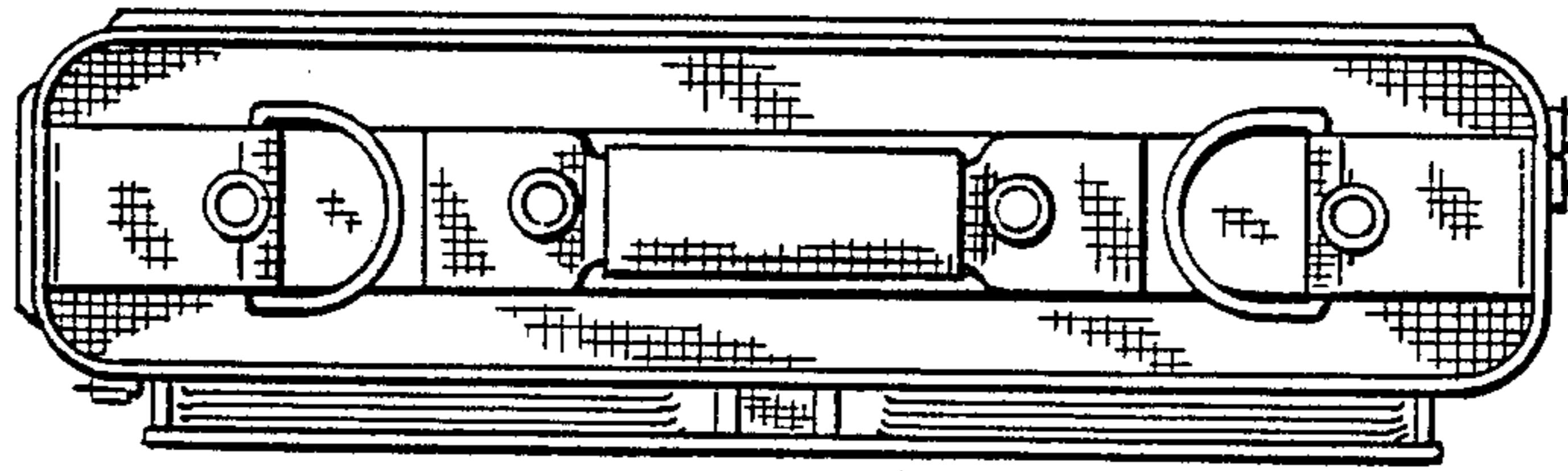


FIG. 8

