

[54] CURLING IRON

[76] Inventor: Gary E. Birks, 3770 W. 242nd St.,  
Torrance, Calif. 90505

[\*] Notice: The portion of the term of this patent  
subsequent to Nov. 25, 2000 has been  
disclaimed.

[\*\*] Term: 14 Years

[21] Appl. No.: 71,612

[22] Filed: Jul. 9, 1987

[52] U.S. Cl. .... D28/35

[58] Field of Search ..... D28/9-18,  
D28/35, 38, 24-26; 219/222, 225; 132/7, 9, 31  
R, 32 R, 37 R, 37 A

[56] References Cited

U.S. PATENT DOCUMENTS

D. 256,169	7/1980	Cusenza	.....	D28/35
D. 264,258	5/1982	Zago	.....	D28/35
D. 269,555	6/1983	Peterson et al.	.....	D28/35
D. 286,925	11/1986	Birks	.....	D28/35
D. 293,488	12/1987	Emmons	.....	D28/38
1,622,834	3/1927	Marcel	.....	219/225 X
2,866,468	12/1958	Eldridge	.....	D28/35

FOREIGN PATENT DOCUMENTS

1253055 12/1960 France ..... 132/31 R

OTHER PUBLICATIONS

HFD-Retailing Home Furnishings, Section One,  
5/12/80, p. 33-Triple Header Hot brush at top right.

Primary Examiner—Louis S. Zarfes

Attorney, Agent, or Firm—Kelly, Bauersfeld & Lowry

[57] CLAIM

The ornamental design for a curling iron, as shown and  
described.

DESCRIPTION

FIG. 1 is a front elevational view of a curling iron em-  
bodying my new design and depicted in a closed posi-  
tion, the rear elevational view being the mirror image  
thereof;

FIG. 2 is a top plan view thereof;

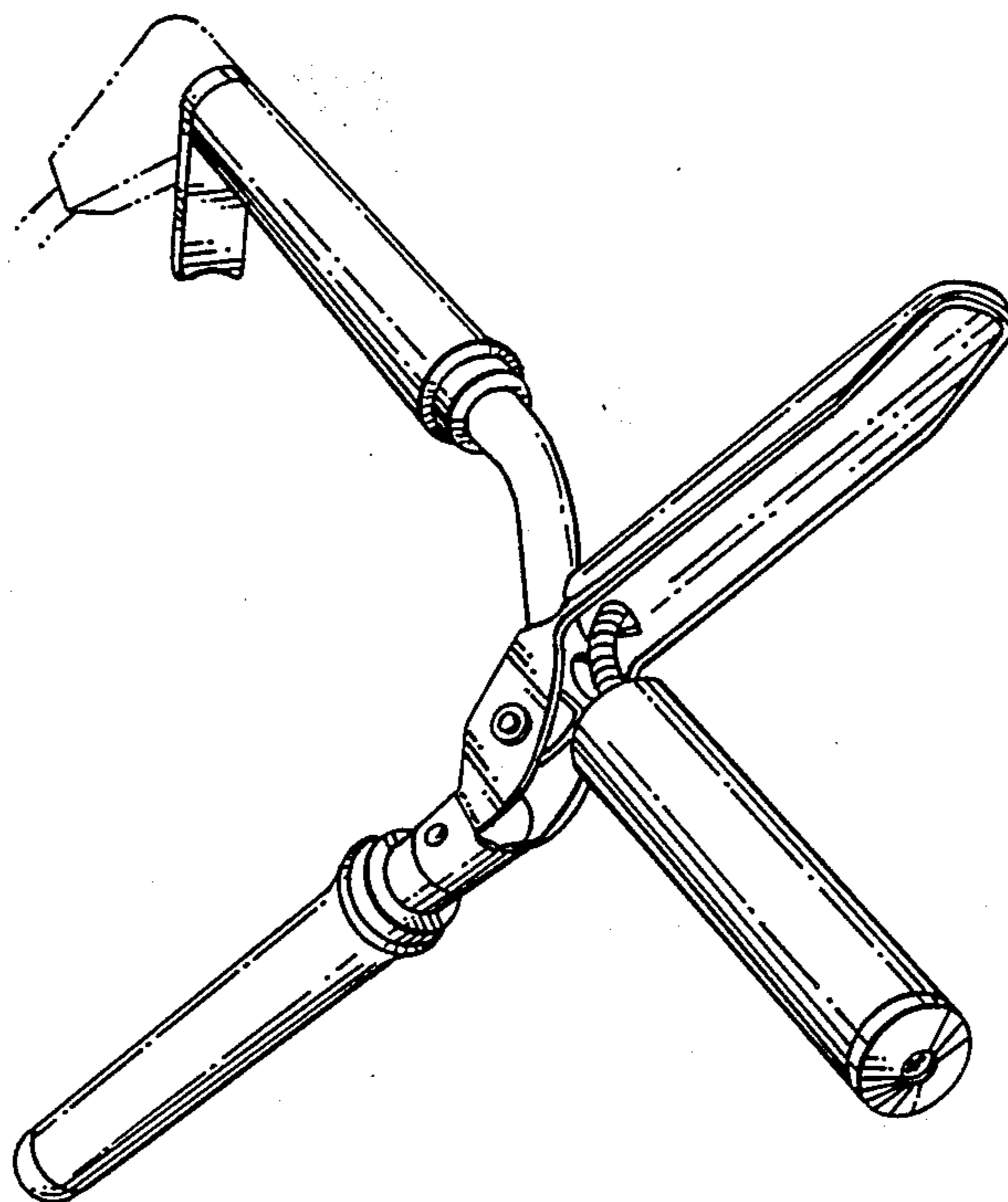
FIG. 3 is a bottom plan view thereof;

FIG. 4 is a left side elevational view thereof;

FIG. 5 is a right side elevational view thereof; and

FIG. 6 is a perspective view of the design in an open  
position.

The broken line showing a power cord is for illustrative  
purposes only and forms no part of the claimed design.



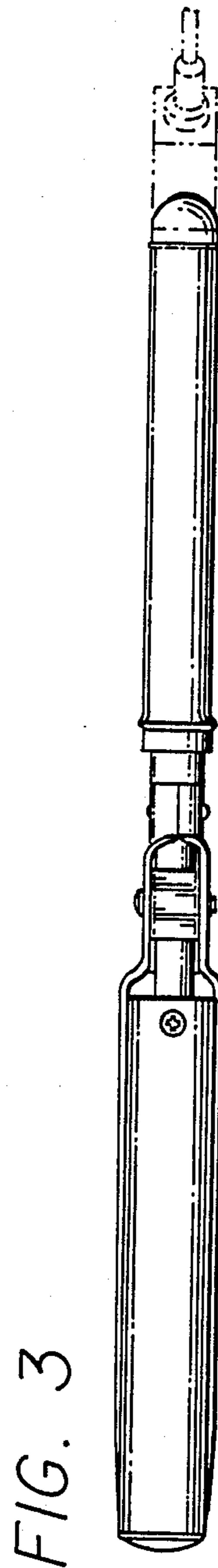
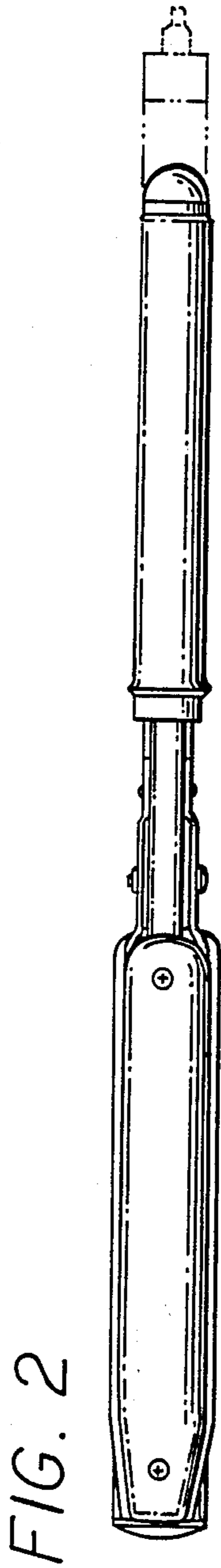
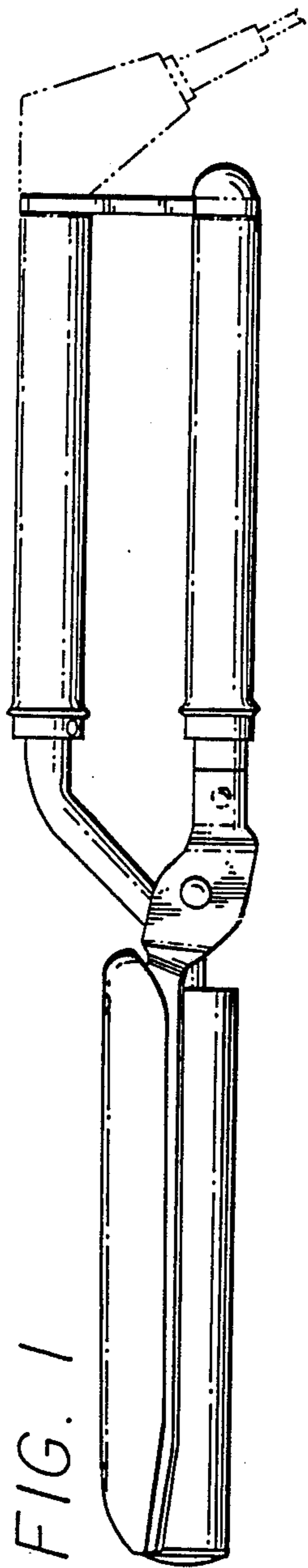


FIG. 6

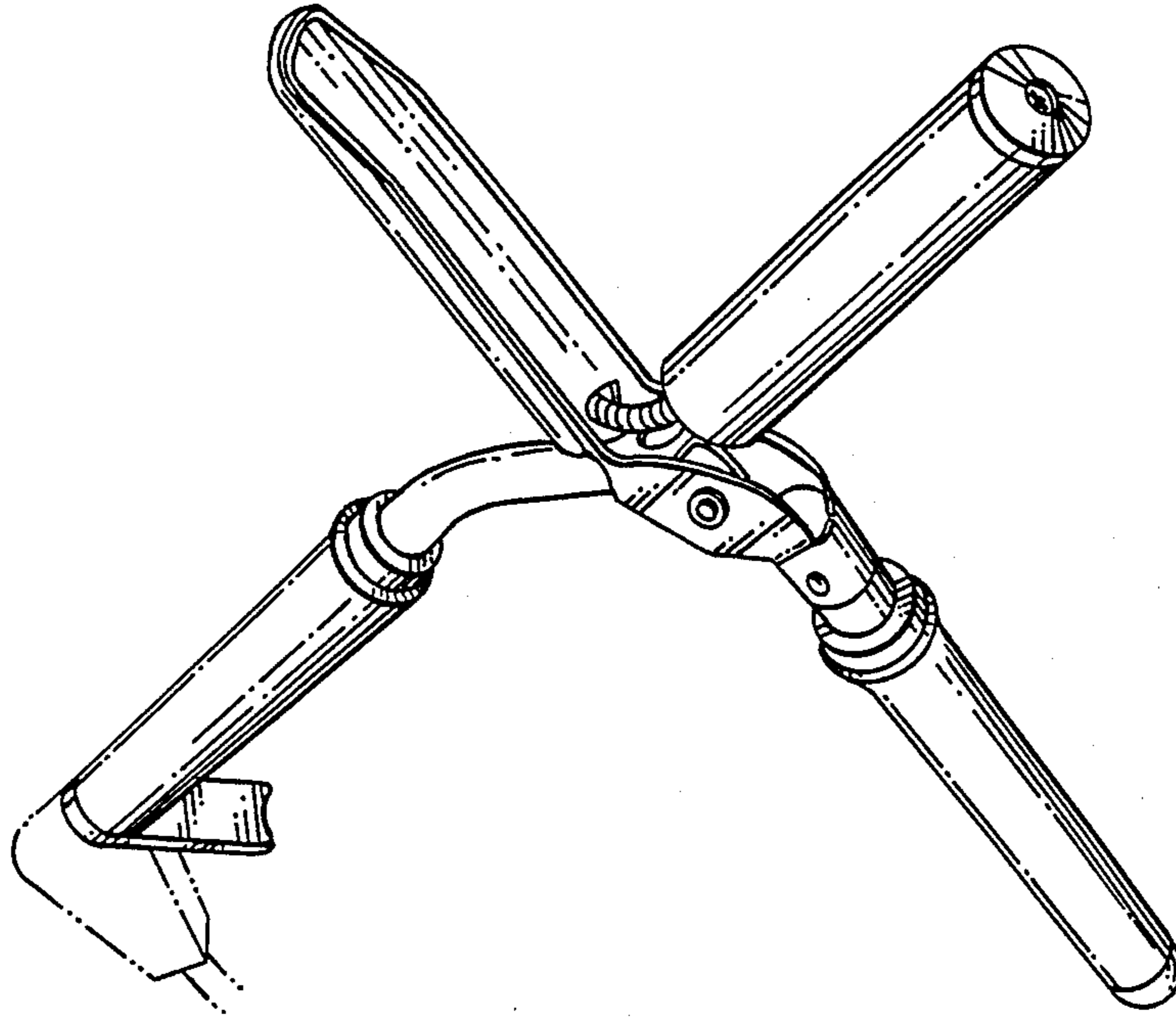


FIG. 4

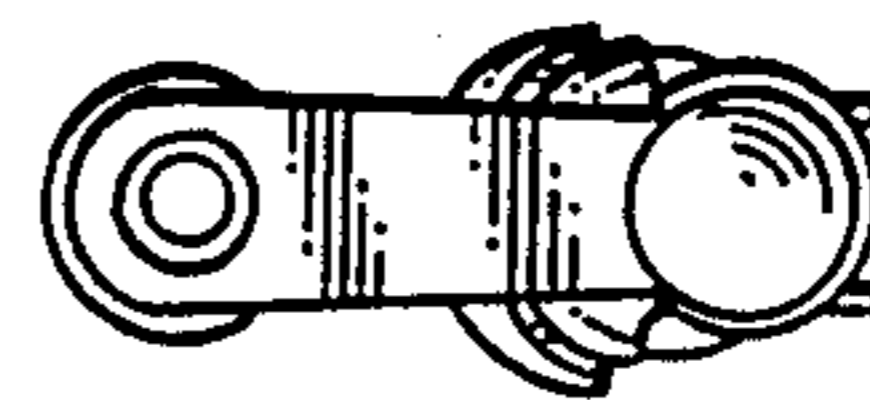
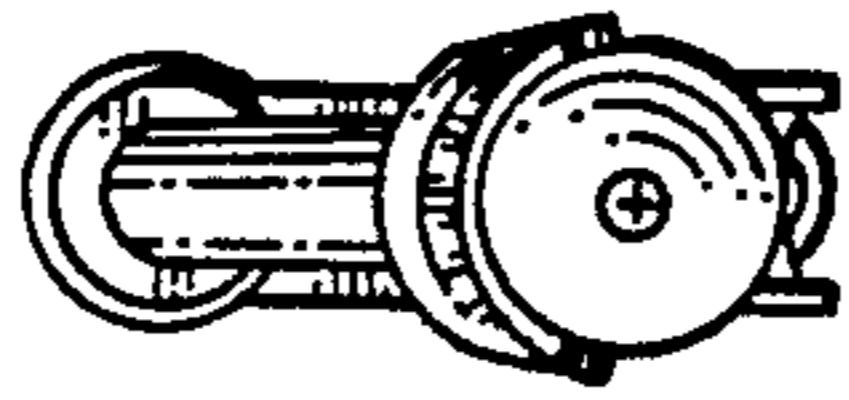


FIG. 5