

United States Patent [19]

Pope

[11] Patent Number: Des. 300,325

[45] Date of Patent: ** Mar. 21, 1989

[54] SAND DIVERTER BAR FOR USE ON AN EARTH MOVING VEHICLE, OR SIMILAR ARTICLE

[76] Inventor: Robert R. Pope, 13100 Skiomah Rd., Apple Valley, Calif. 92308

[**] Term: 14 Years

[21] Appl. No.: 889,163

[22] Filed: Jul. 25, 1986

[52] U.S. Cl. D15/28

[58] Field of Search D15/28, 31; D25/119; D12/166; 165/119, 134.1; 55/434, 435, 436, 445, 446, 464

[56] **References Cited**

U.S. PATENT DOCUMENTS

D. 232,910 9/1974 Duperrex D25/119
2,728,411 12/1955 Pasturczak 165/119

2,926,742 3/1960 Fischer 181/33
3,827,482 8/1974 Pope 165/119

Primary Examiner—Bruce W. Dunkins
Assistant Examiner—Ruth Takemoto
Attorney, Agent, or Firm—John H. Crowe

[57] **CLAIM**

The ornamental design for a sand diverter bar for use on an earth moving vehicle, or similar article, substantially as shown and described.

DESCRIPTION

FIG. 1 is a right end elevational view of a sand diverter bar for use on an earth moving machine or similar article showing my new design, the left end being a mirror image;

FIG. 2 is a front elevational view thereof;

FIG. 3 is a top plan view thereof;

FIG. 4 is a rear elevational view thereof; and

FIG. 5 is a bottom plan view thereof.




FIG. 1.

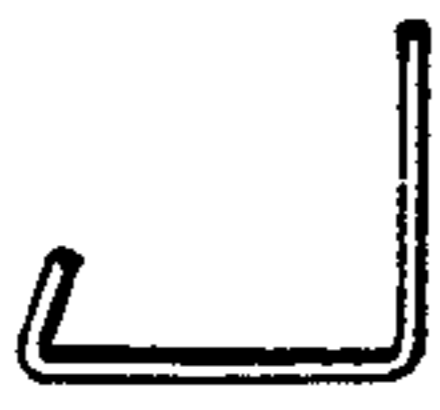


FIG. 2.




FIG. 3.



FIG. 4.




FIG. 5.

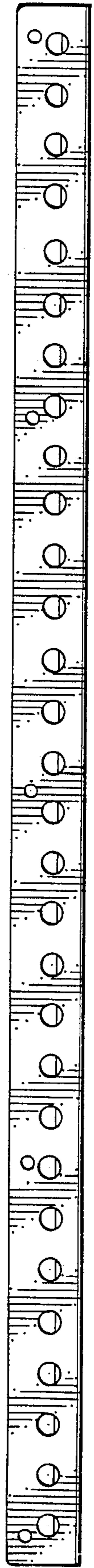


FIG. 9.

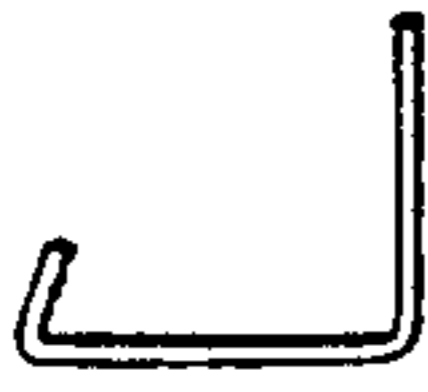


FIG. 10.



FIG. 11.

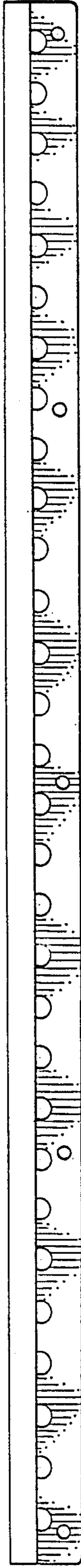


FIG. 12.




FIG. 13.

