

United States Patent [19]

Price et al.

[11] Patent Number: **Des. 300,287**

[45] Date of Patent: **** Mar. 21, 1989**

[54] **CARTRIDGE STORAGE RACK**

[75] Inventors: **Macy J. Price, Golden; Laurence G. Ball, Thornton, both of Colo.**

[73] Assignee: **Engineered Data Products, Inc., Broomfield, Colo.**

[*] Notice: The portion of the term of this patent subsequent to Mar. 21, 2003 has been disclaimed.

[**] Term: **14 Years**

[21] Appl. No.: **793,167**

[22] Filed: **Oct. 31, 1985**

[52] U.S. Cl. **D6/407; D6/478**

[58] Field of Search **D6/407, 466, 467, 468, D6/479, 477, 478; D3/35, 74; 211/40, 41, 42; 312/8, 9, 10, 11, 12, 13, 14; 206/387**

[56] **References Cited**

U.S. PATENT DOCUMENTS

D. 286,712 11/1986 Wittner D6/407

OTHER PUBLICATIONS

IBM Publication GL 85-01.

IBM Publication PIN 6293800.

IBM Publication PIN 6293801.

The IBM 3480 Magnetic Tape Subsystem.

Primary Examiner—Carmen H. Vales

Attorney, Agent, or Firm—Klaas & Law

[57] **CLAIM**

The ornamental design for a cartridge storage rack, as shown and described.


DESCRIPTION

FIG. 1 is a perspective view of a cartridge storage rack showing our new design;

FIG. 2 is a side elevational view thereof;

FIG. 3 is a rear elevational view thereof; and

FIG. 4 is a bottom plan view thereof.



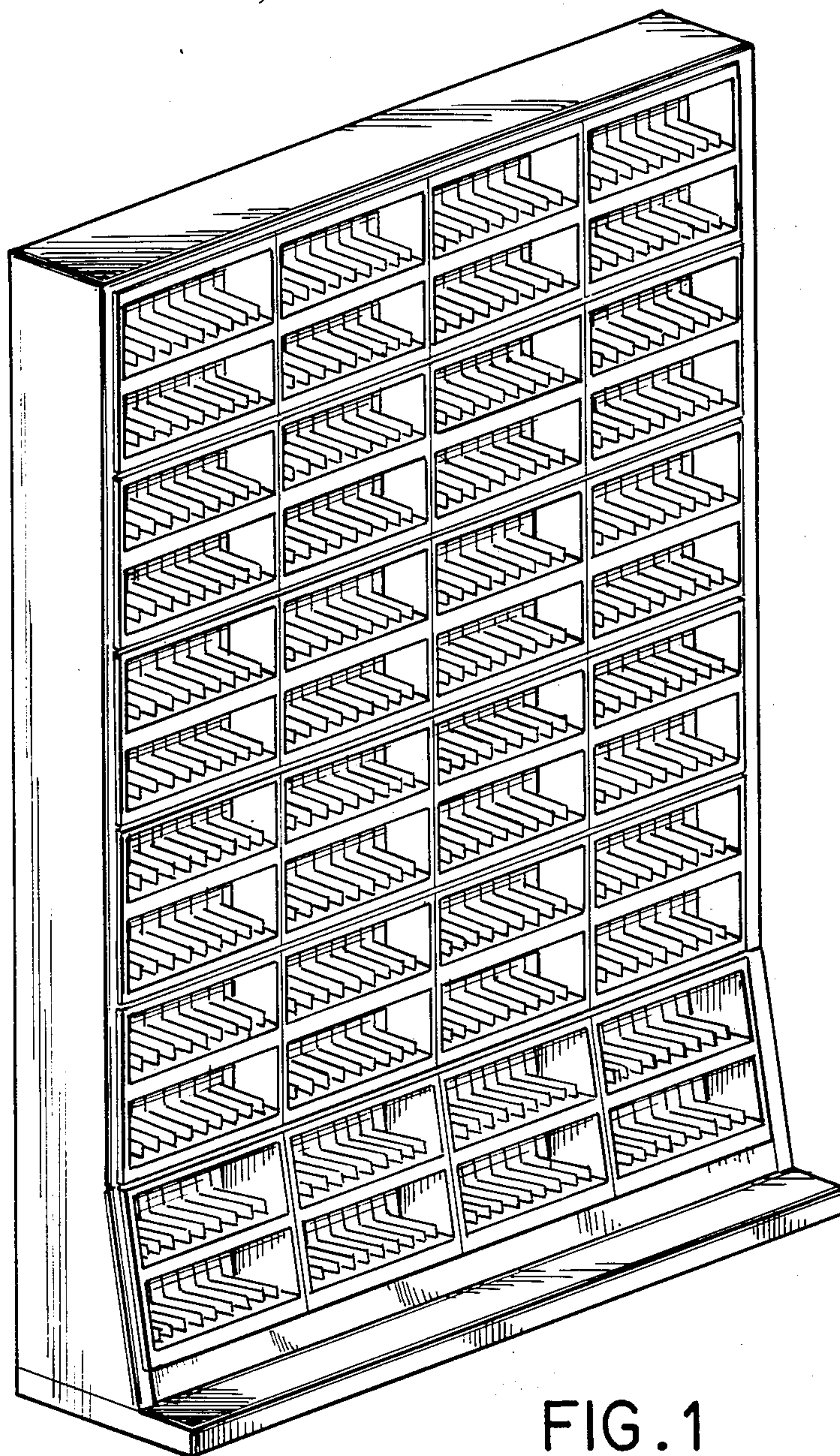


FIG. 1

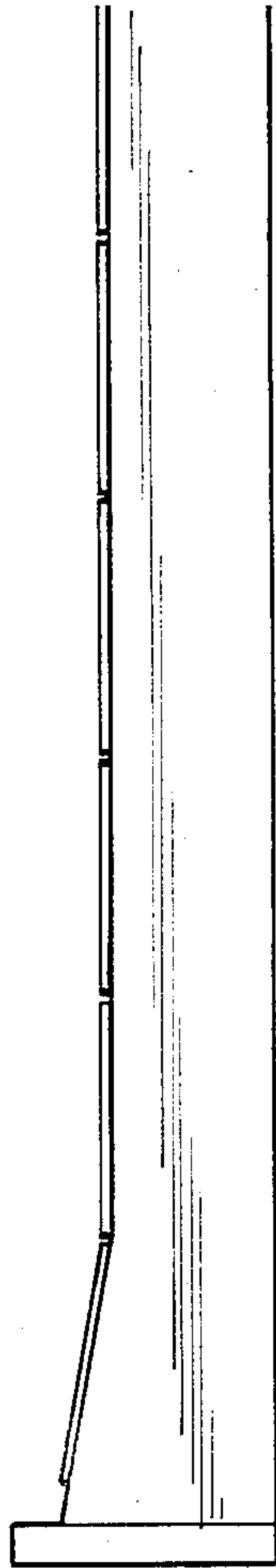


FIG. 2




FIG. 3




FIG. 4