

[54] MANICURE KIT
[75] Inventor: Siegfried Hölterscheidt,
Hückelhoven, Fed. Rep. of Germany
[73] Assignee: Walter Henkels GmbH, Fed. Rep. of
Germany
[**] Term: 14 Years
[21] Appl. No.: 28,622
[22] Filed: Mar. 20, 1987

[30] Foreign Application Priority Data
Jan. 13, 1987 [DE] Fed. Rep. of Germany MR180
[52] U.S. Cl. D28/61; D28/83
[58] Field of Search D28/56-62,
D28/83; D3/39; 132/73-76.5, 79 R, 79 F, 79
G; 220/DIG. 26; 206/235, 385, 581, 823

[56] References Cited
U.S. PATENT DOCUMENTS
D. 95,211 4/1935 Rosenberg D28/83
D. 101,850 11/1936 Bowen D28/83 X
D. 223,068 3/1972 Long et al. D3/39
D. 258,391 2/1981 Bohn D28/61
D. 262,579 1/1982 Dehaseth D28/83

1,709,140 4/1929 McAtree D28/83 X
Primary Examiner—Louis S. Zarfes
Attorney, Agent, or Firm—Diller, Ramik & Wight

[57] CLAIM
The ornamental design for a manicure kit, as shown and
described.

DESCRIPTION
FIG. 1 is a perspective view of a manicure kit showing
my new design with the case in closed position;
FIG. 2 is a perspective view thereof with the case cover
opened and the pair of holders with instruments in a flat
position;
FIG. 3 is a perspective view thereof with the case cover
opened and the pair of holders without instruments in
raised position; FIG. 4-7 being the following views of
the case for manicure set according to FIG. 1:
FIG. 4 is a bottom plan view thereof;
FIG. 5 is a side elevational view thereof, the opposite
side being substantially a mirror image thereof;
FIG. 6 is a front elevational view thereof;
FIG. 7 is a rear elevational view thereof; and
FIG. 8 is a side elevational view thereof with the case
cover opened and the pair of holders with instruments
in a raised position.

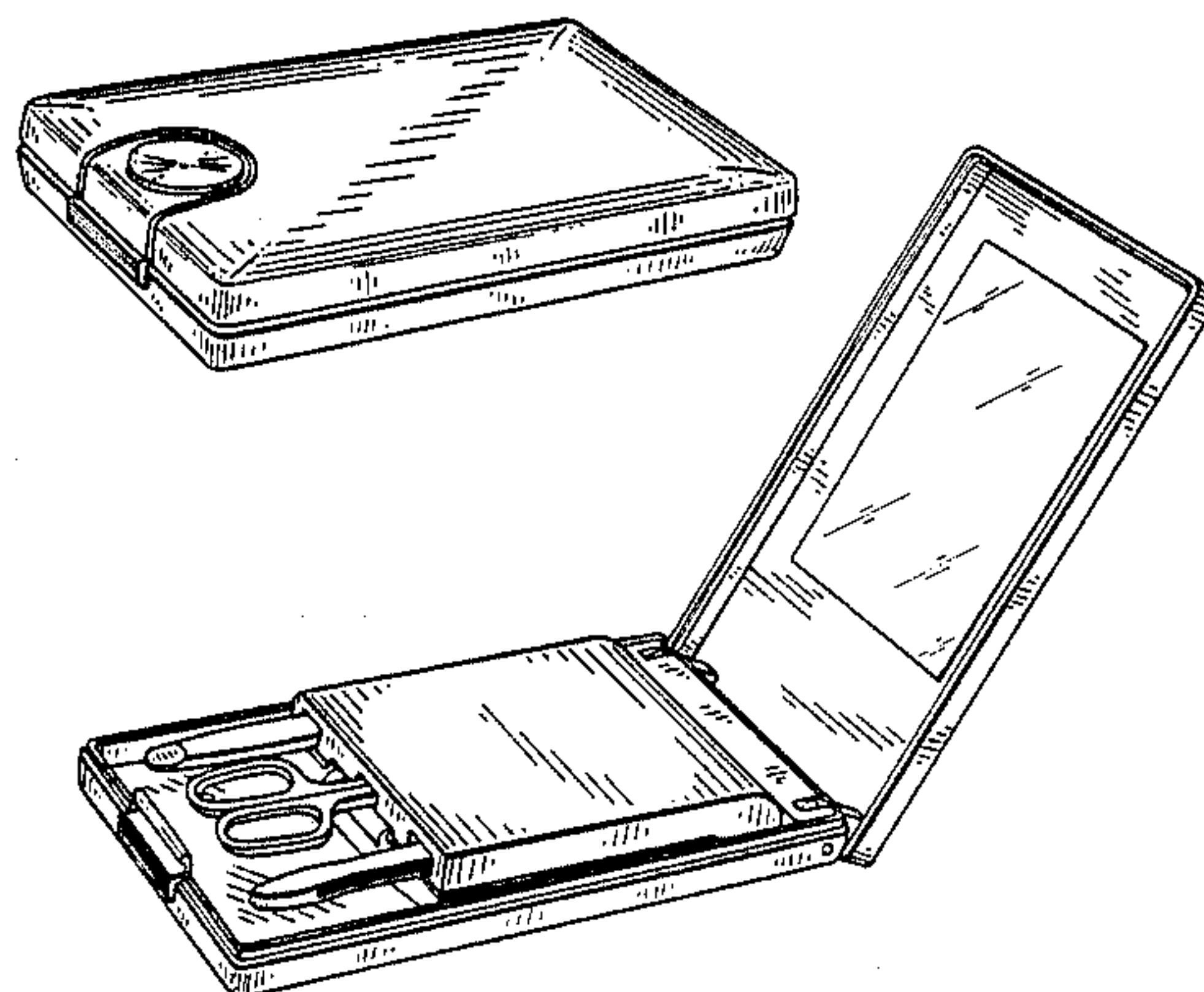


FIG. 1

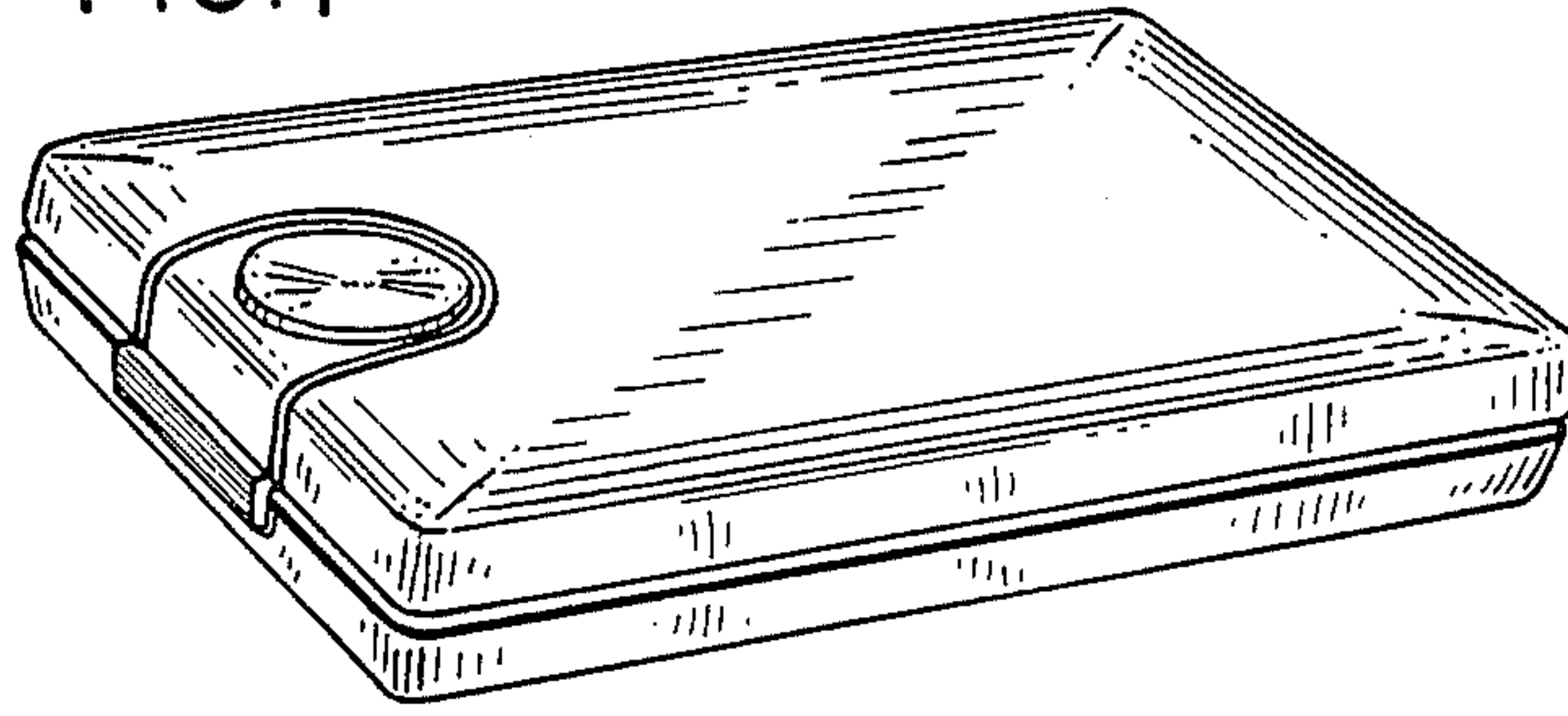


FIG. 2


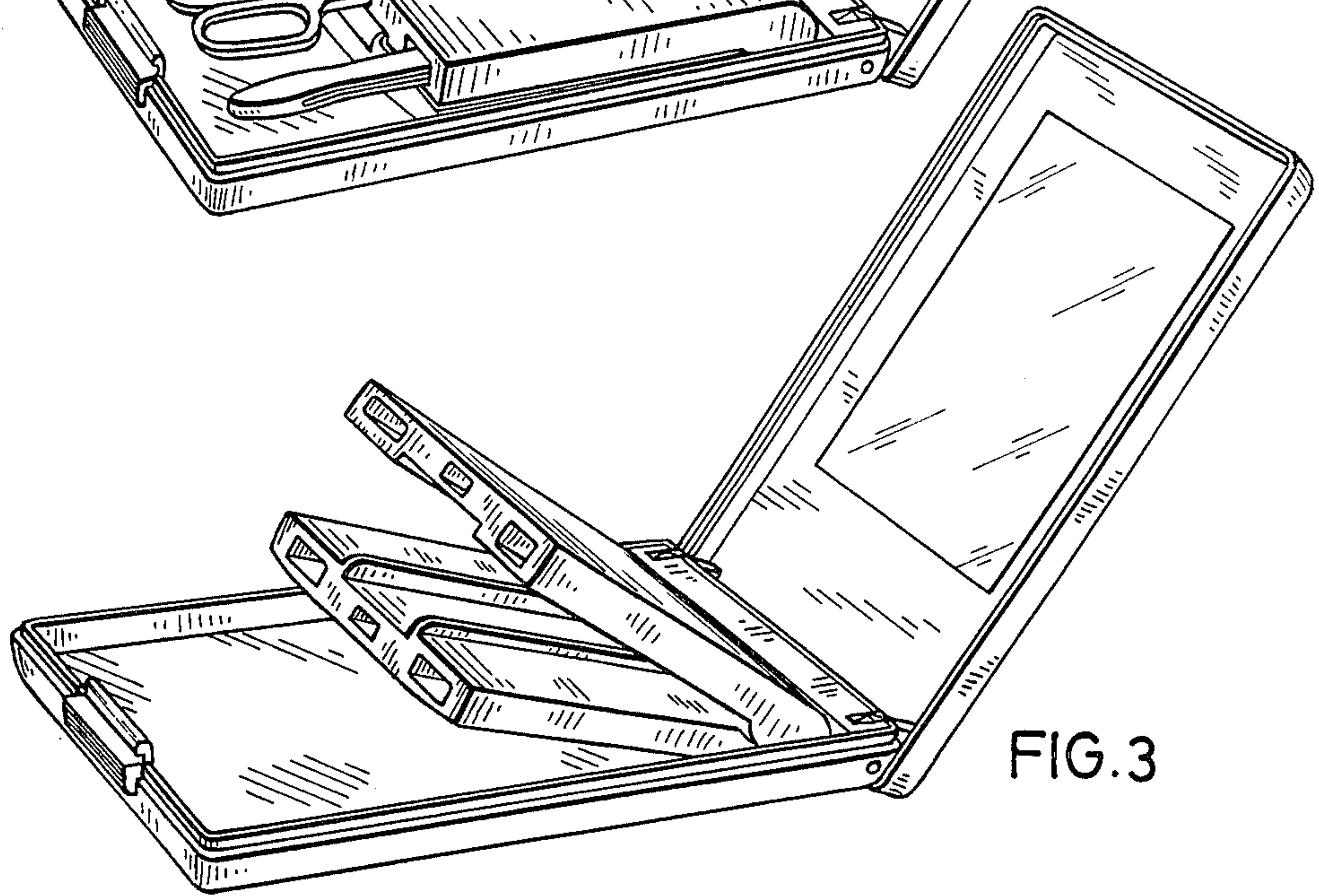


FIG. 3






FIG. 4

FIG. 5




FIG. 6




FIG. 7

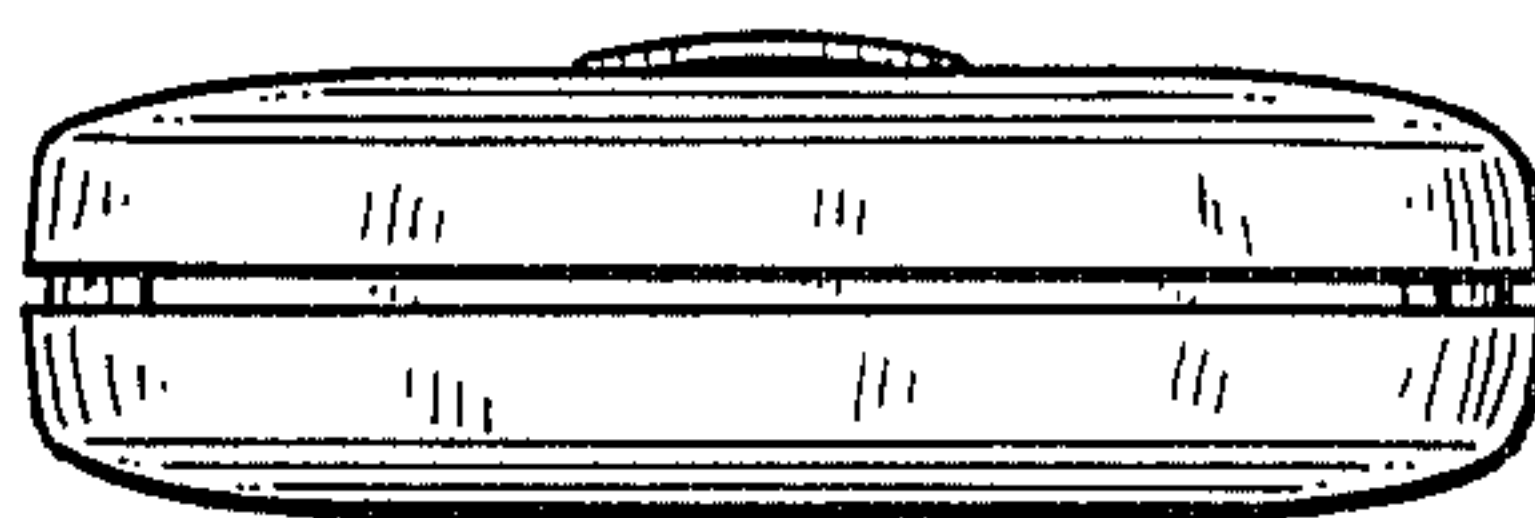


FIG. 8

