

[54] **BUTT SEGMENT OF A SHINGLE**

[75] **Inventor: Kermit E. Stahl, Norristown, Pa.**

[73] **Assignee: CertainTeed Corporation, Valley Forge, Pa.**

[\*\*] **Term: 14 Years**

[21] **Appl. No.: 790,218**

[22] **Filed: Oct. 22, 1985**

[52] **U.S. Cl. .... D25/139**

[58] **Field of Search ..... D25/139; 52/518, 557, 52/558, 559, 553, 554, 555**

[56] **References Cited**

**U.S. PATENT DOCUMENTS**

1,915,964	6/1933	Wall	.....	D25/139	X
3,903,340	9/1975	Shepherd	.....	D25/139	X
4,333,279	6/1982	Corbin et al.	.....	D25/139	X

**OTHER PUBLICATIONS**

1981 Sweet's catalog File.

*Primary Examiner*—A. Hugo Word  
*Attorney, Agent, or Firm*—Paul & Paul

[57] **CLAIM**


The ornamental design for a butt segment of a shingle, as shown and described.

**DESCRIPTION**

FIG. 1 is a front view of a butt segment of a shingle showing my new design;

FIGS. 2 through 12 are front views of modified forms of the butt segment of a shingle shown in FIG. 1; and, FIG. 13 is an end view thereof.

The rear of the butt segment of the shingle not shown is plain and unornamented. The broken lines showing of the headlap segment of the shingle is for illustrative purposes only and forms no part of the claimed design.






Fig. 1



Fig. 13




Fig. 2




Fig. 3




Fig. 4




Fig. 5

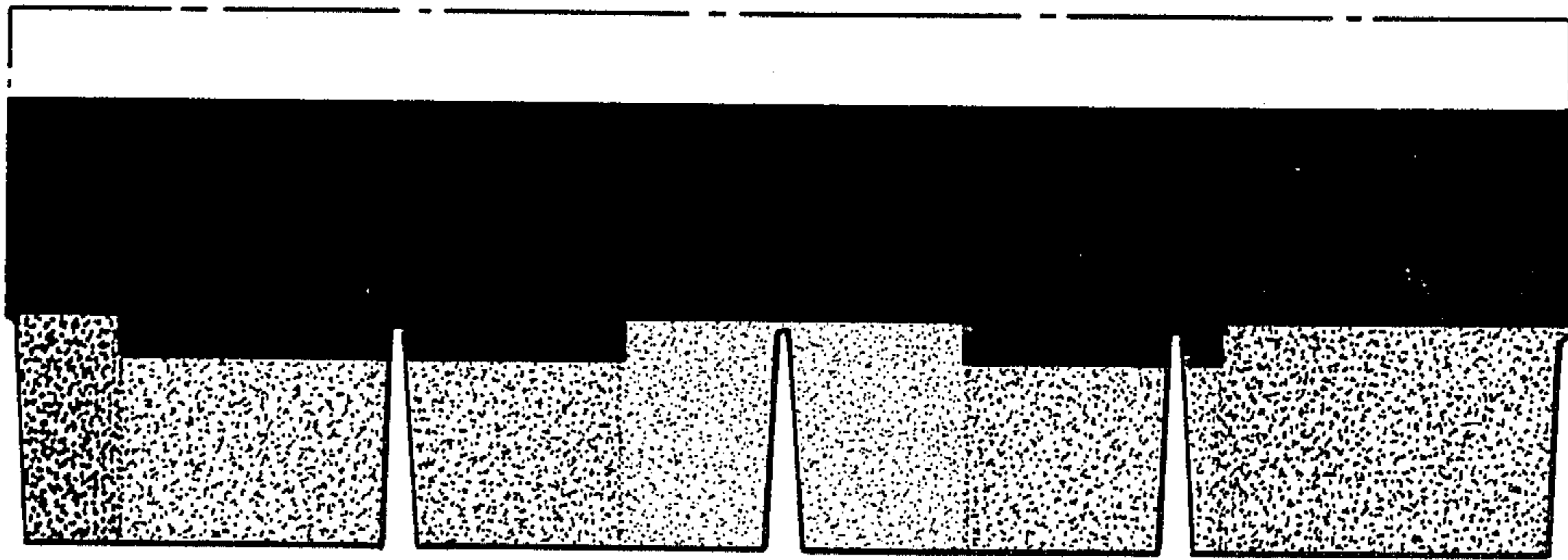


Fig. 6




Fig. 7






Fig. 8




Fig. 9

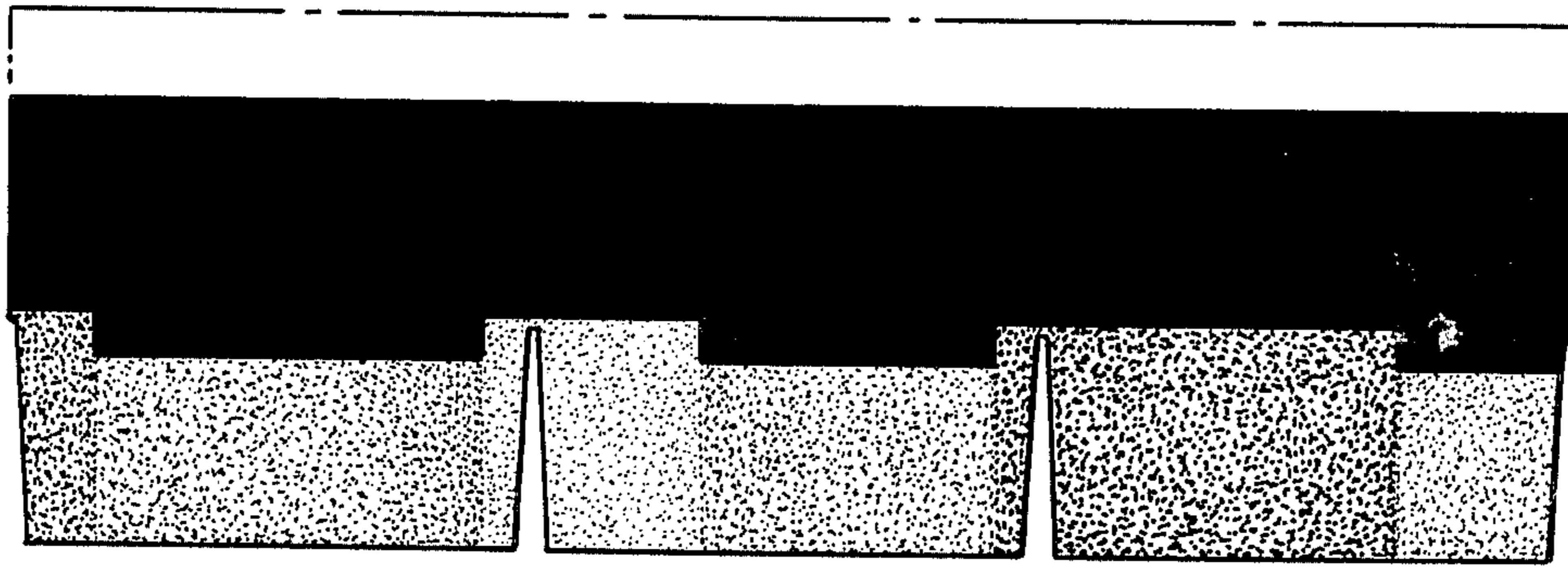


Fig. 10

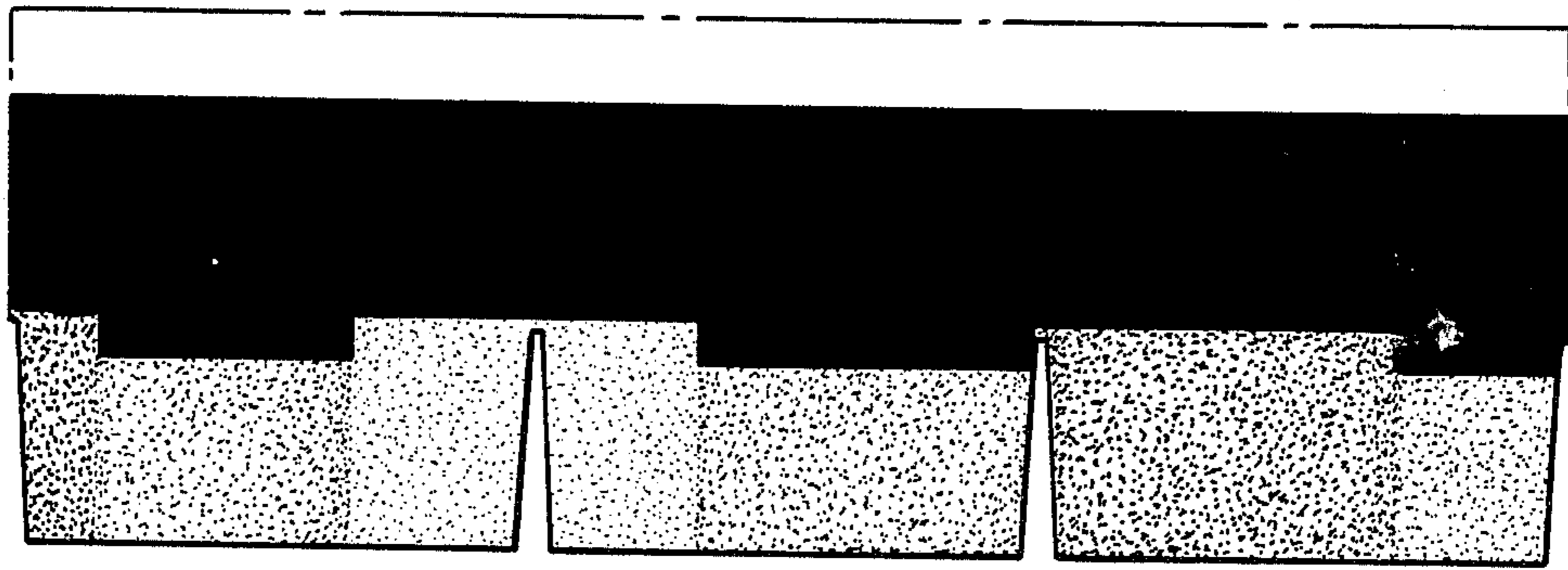


Fig. 11

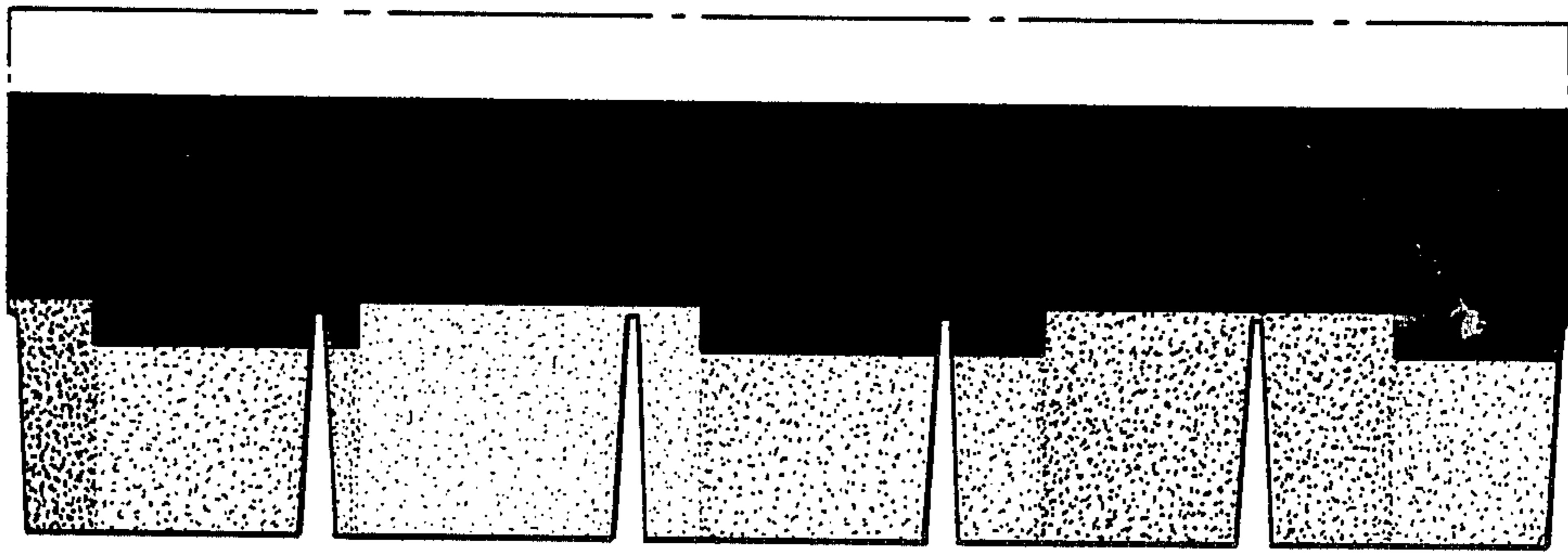


Fig. 12