

[54] TINE
[76] Inventor: David Livingstone, 6 Barcoo Island, Sylvania Waters, New South Wales, Australia, 2224

[**] Term: 14 Years

[21] Appl. No.: 823,782

[22] Filed: Jan. 29, 1986

[30] Foreign Application Priority Data

Jul. 30, 1985 [AU] Australia 2030/85
[52] U.S. Cl. D15/29
[58] Field of Search D15/10-12, D15/28-29, 32; 172/21, 22, 44, 684.5, 699, 713, 720-721, 762-763

[56] References Cited

U.S. PATENT DOCUMENTS

| | | | | |
|------------|---------|-----------------|-------|----------|
| D. 237,525 | 11/1975 | Van der Lely | | D15/29 |
| 1,853,079 | 4/1932 | Plant | | 172/21 X |
| 2,056,337 | 10/1936 | Archibald | | 172/21 |
| 2,612,725 | 10/1952 | Casey | | 172/22 |
| 2,730,028 | 1/1956 | Oswalt | | 172/21 |
| 2,990,615 | 7/1961 | Ohler | | 172/21 |
| 3,221,822 | 12/1965 | Dedoes | | 172/22 |
| 3,490,540 | 1/1970 | West et al. | | 172/21 |
| 3,586,109 | 3/1969 | Eversole et al. | | 172/22 |
| 3,743,025 | 7/1973 | Thatcher | | 172/21 |

| | | | | |
|-----------|---------|-----------------|-------|----------|
| 3,802,513 | 4/1974 | Ploenges | | 172/21 |
| 3,834,464 | 9/1974 | Carlson et al. | | 172/22 |
| 3,926,131 | 12/1975 | Collins | | 172/21 X |
| 4,084,642 | 4/1978 | Killion | | 172/21 |
| 4,154,305 | 5/1979 | Prewett | | 172/21 |
| 4,212,357 | 7/1980 | Clements et al. | | 172/22 |
| 4,574,890 | 3/1986 | Hansen et al. | | 172/22 |
| 4,638,867 | 1/1987 | Hansen et al. | | 172/751 |

FOREIGN PATENT DOCUMENTS

| | | | | |
|---------|---------|----------------|-------|--------|
| 661287 | 11/1951 | United Kingdom | | 172/21 |
| 1347967 | 2/1974 | United Kingdom | | 172/21 |

OTHER PUBLICATIONS

The Howard Rotavator Company, Sales Literature, "Howard Turf-Quaker/The Model HA-TQ," Feb. 1980.

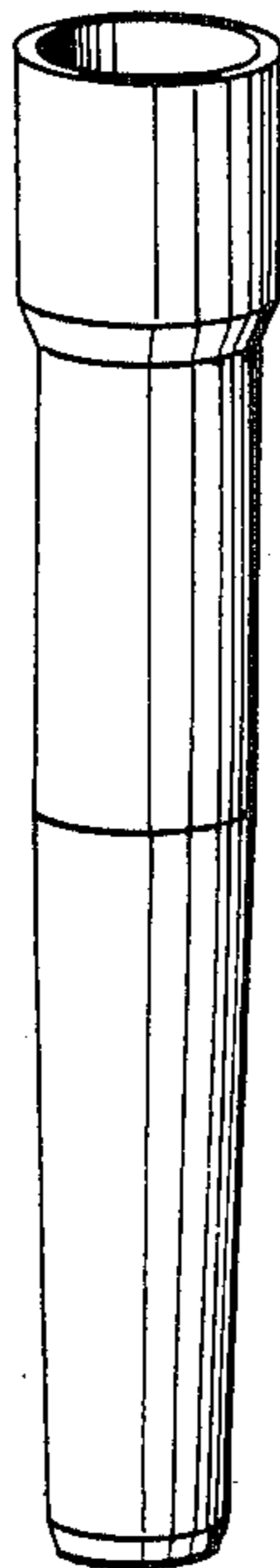
Primary Examiner—Bruce W. Dunkins
Assistant Examiner—Ruth Takemoto
Attorney, Agent, or Firm—Holman & Stern

[57] CLAIM

The ornamental design for a tine, as shown.

DESCRIPTION

FIG. 1 is a perspective view of a tine showing my new design;
FIG. 2 is a side elevational view thereof;
FIG. 3 is a top plan view thereof; and
FIG. 4 is a bottom plan view thereof.



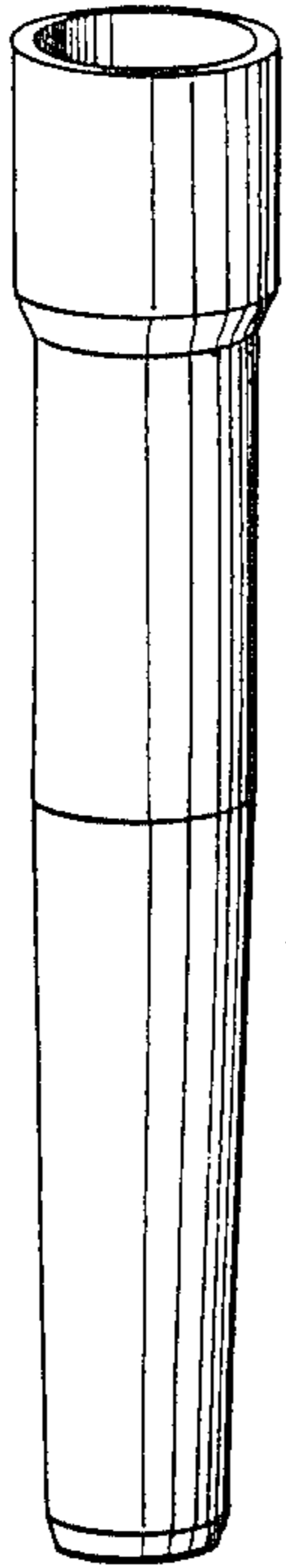


FIG. 1

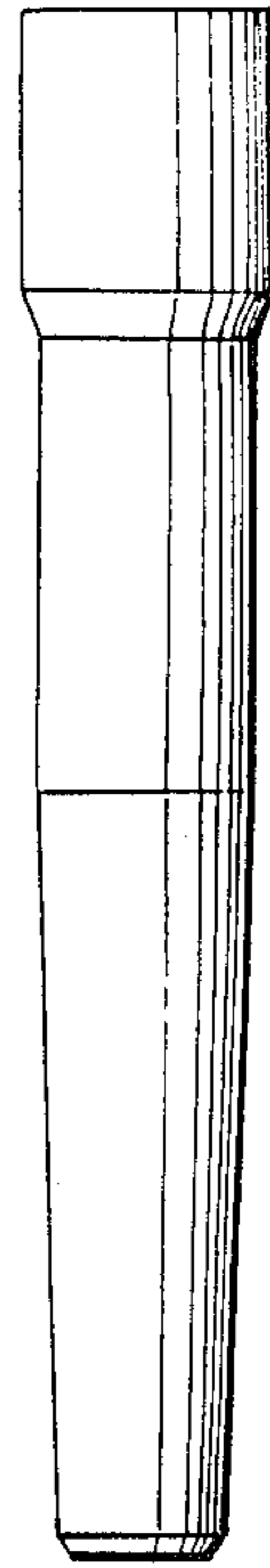


FIG. 2

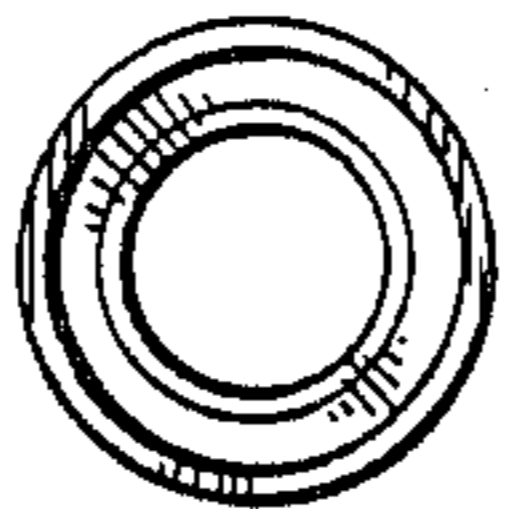


FIG. 3

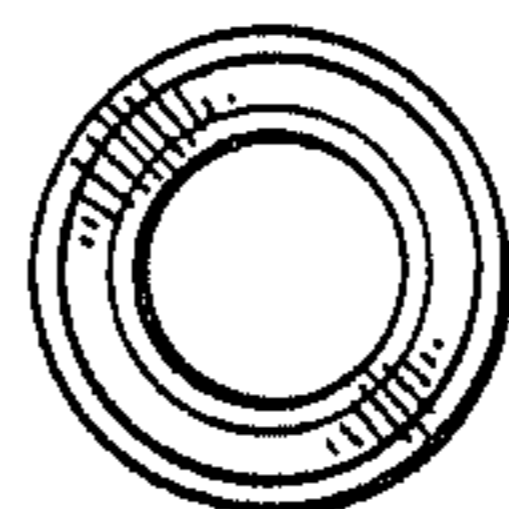


FIG. 4