

[54] SOLDERING IRON

[75] Inventor: Robert W. Arehart, Cook, Ill.

[73] Assignee: Emerson Electric Co., St. Louis, Mo.

[\*] Notice: The portion of the term of this patent subsequent to Mar. 21, 2004 has been disclaimed.

[\*\*] Term: 14 Years

[21] Appl. No.: 818,691

[22] Filed: Jan. 14, 1986

[52] U.S. Cl. .... D8/30

[58] Field of Search ..... D8/30, 61, 68, 70; 219/69 R, 74-75, 76.16, 86.21, 121 PQ, 134, 227, 229, 233, 236-238

[56] References Cited

U.S. PATENT DOCUMENTS

D. 194,318	1/1963	Knowles .....	D8/30
D. 285,283	8/1986	Cheng .....	D8/30
3,580,462	5/1971	Vanyi .....	D8/30 X
4,431,903	2/1984	Riccio .....	228/51 X

OTHER PUBLICATIONS

Ungar Catalogue 1-100-61, 1961, p. 1 "Imperial" Soldering Iron.

American Beauty, brochure, 1965, side 1 "Little Dandy" Soldering Iron.

Ungar Soldering and Desoldering Catalogue, 1982, p. 10 "Princess Micro Line" Soldering Iron.

Primary Examiner—Wallace R. Burke

Assistant Examiner—Brian N. Vinson

Attorney, Agent, or Firm—Polster, Polster and Lucchesi

[57] CLAIM

The ornamental design for soldering iron, as shown and described.

DESCRIPTION

FIG. 1 is a top plan view of a soldering iron showing my new design;

FIG. 2 is a side elevational view thereof the side opposite being a mirror image;

FIG. 3 is a bottom plan view thereof;

FIG. 4 is an enlarged rear elevational view thereof; and,

FIG. 5 is an enlarged front elevational view thereof.

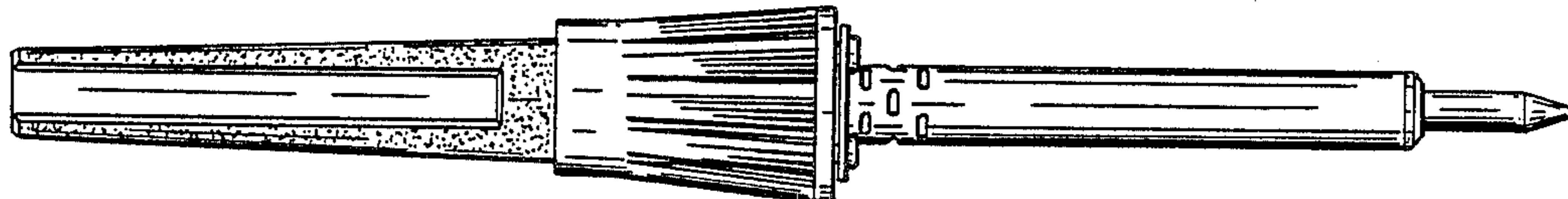


FIG. 1

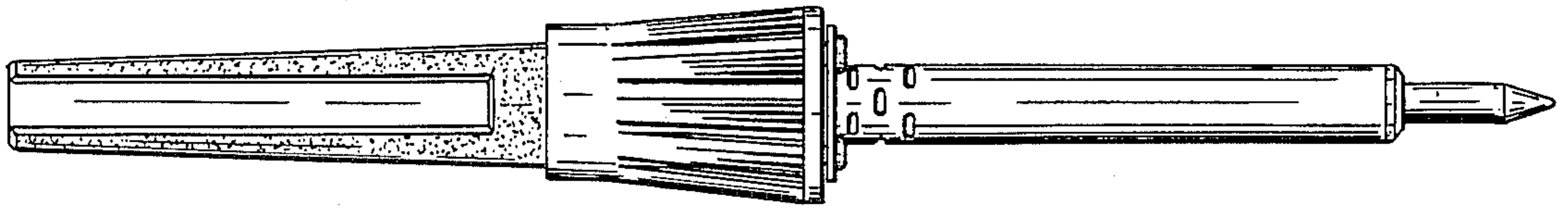


FIG. 2

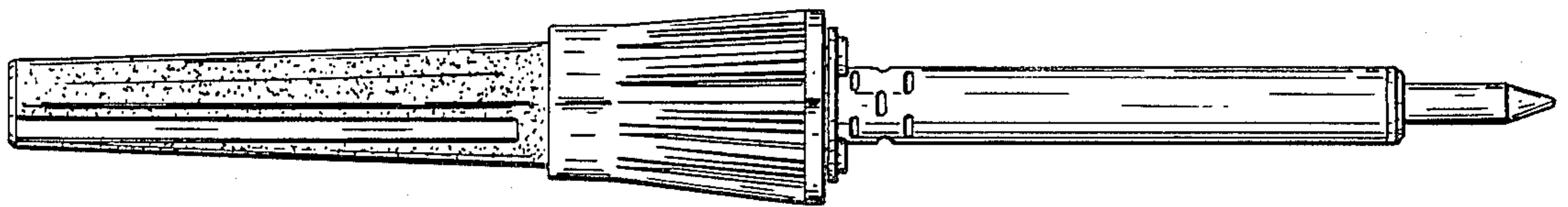


FIG. 3

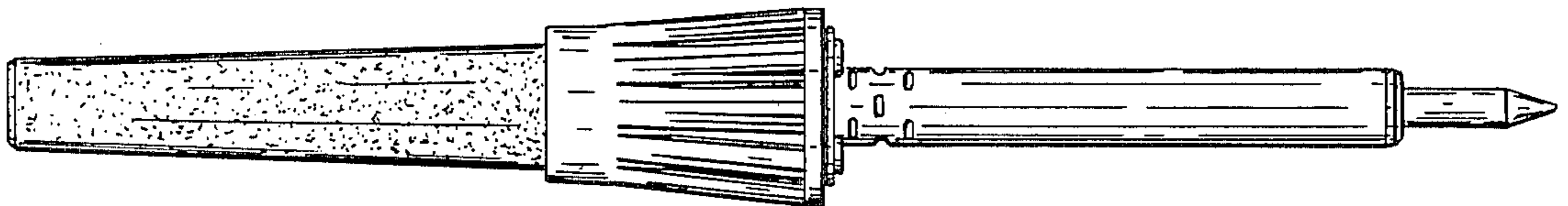


FIG. 4

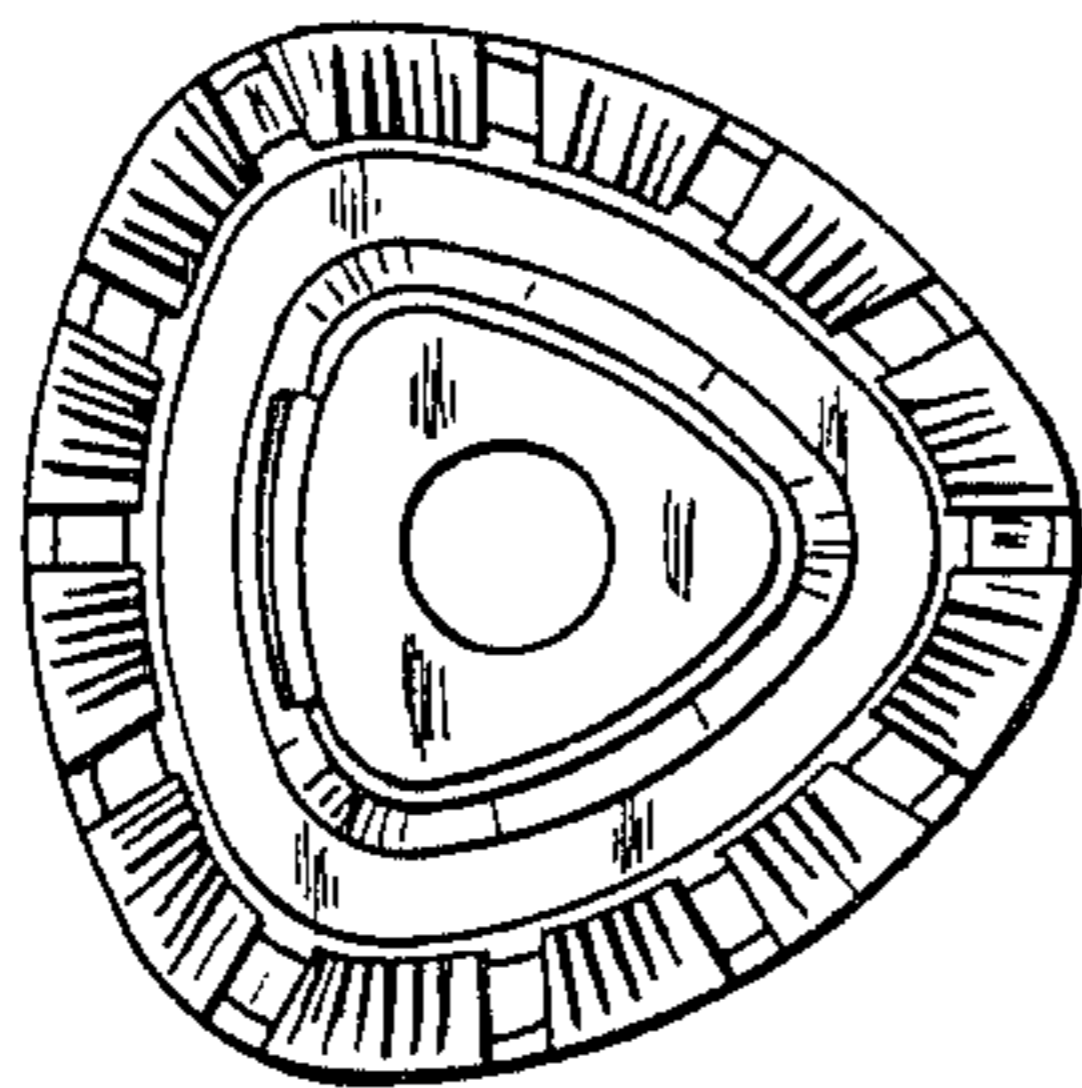


FIG. 5

