

[54] **DISPLAY STAND**  
 [75] Inventor: **Edward R. Shikatani**, Toronto, Canada  
 [73] Assignee: **Don Watt & Associates Communications Inc.**, Toronto, Canada  
 [\*\*] Term: **14 Years**  
 [21] Appl. No.: **33,847**  
 [22] Filed: **Apr. 3, 1987**

**Related U.S. Application Data**

[63] Continuation of Ser. No. 651,051, Sep. 14, 1984, abandoned.

**Foreign Application Priority Data**

Mar. 16, 1984 [CA] Canada ..... 16-03-84-1

[52] U.S. Cl. .... **D6/459**

[58] Field of Search ..... D6/449, 473, 466, 477, D6/467, 468, 478, 479, 455, 450, 475, 474, 476, 459, 460, 461; D7/71; 211/60.1, 189, 194

**References Cited**

**U.S. PATENT DOCUMENTS**

- D. 208,921 10/1967 Tapert ..... D6/473
- D. 228,893 10/1973 Jacobson ..... D6/476 X
- D. 229,263 11/1973 Neglia .
- D. 232,994 10/1974 Puente .
- D. 235,595 7/1975 Dogliotti .
- D. 236,411 8/1975 Horney ..... D6/468 X
- D. 237,669 11/1975 Neglia .
- D. 239,244 3/1976 Lubge ..... D7/71

- D. 239,806 5/1976 Bressickello .
- D. 240,098 6/1976 Juhlin .
- D. 240,104 6/1976 Juhlin .
- D. 242,011 10/1976 Robertson, Jr. .
- D. 242,677 12/1976 Milligan .
- D. 242,682 12/1976 Cain et al. .
- D. 245,047 7/1977 Dogliotti ..... D6/473
- D. 246,408 11/1977 Snediker et al. .
- D. 247,530 3/1978 Edwards, Jr. .
- D. 248,267 6/1978 Mitchell .
- D. 249,608 9/1978 Wright ..... D6/460
- D. 251,049 2/1979 Gardner .
- D. 254,821 4/1980 Rabas .
- D. 255,739 7/1980 Winter et al. .
- D. 258,334 2/1981 Fontilladosa .
- D. 265,702 8/1982 Savas .
- D. 268,463 4/1983 Olson ..... D6/468
- D. 268,464 4/1983 Sandy .
- D. 269,312 6/1983 Marks, Jr. .
- 3,184,073 5/1965 Bartolucci ..... D6/476 X

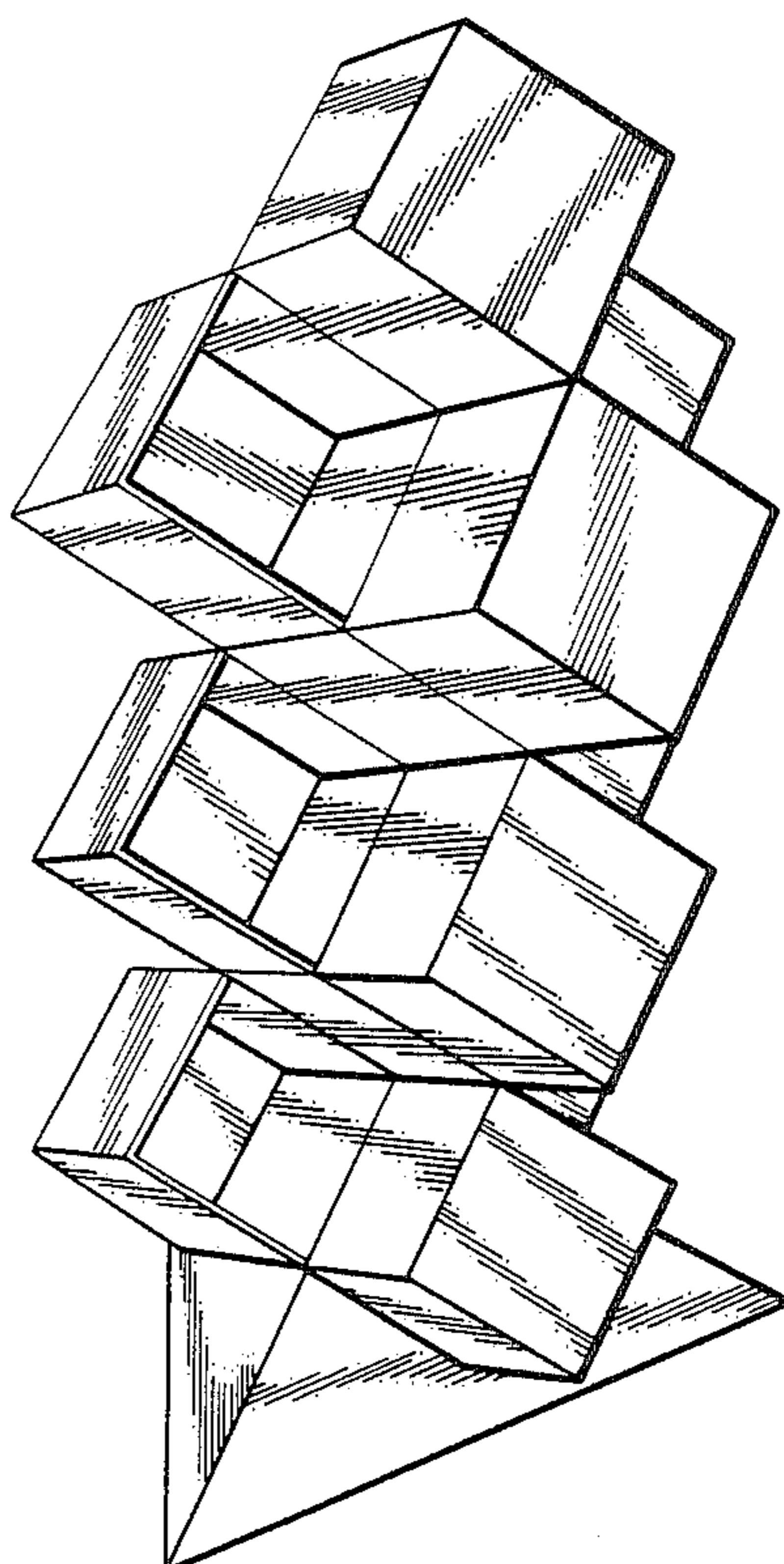
*Primary Examiner*—Carmen H. Vales  
*Attorney, Agent, or Firm*—Weingarten, Schurgin, Gagnebin & Hayes

**[57] CLAIM**

The ornamental design for a display stand, as shown and described.

**DESCRIPTION**

FIG. 1 is a perspective view of a display stand, showing my new design;  
 FIG. 2 is a top plan view thereof;  
 FIG. 3 is a side elevational view, the other sides being identical thereto; and  
 FIG. 4 is an end elevational view, the other ends being identical thereto.



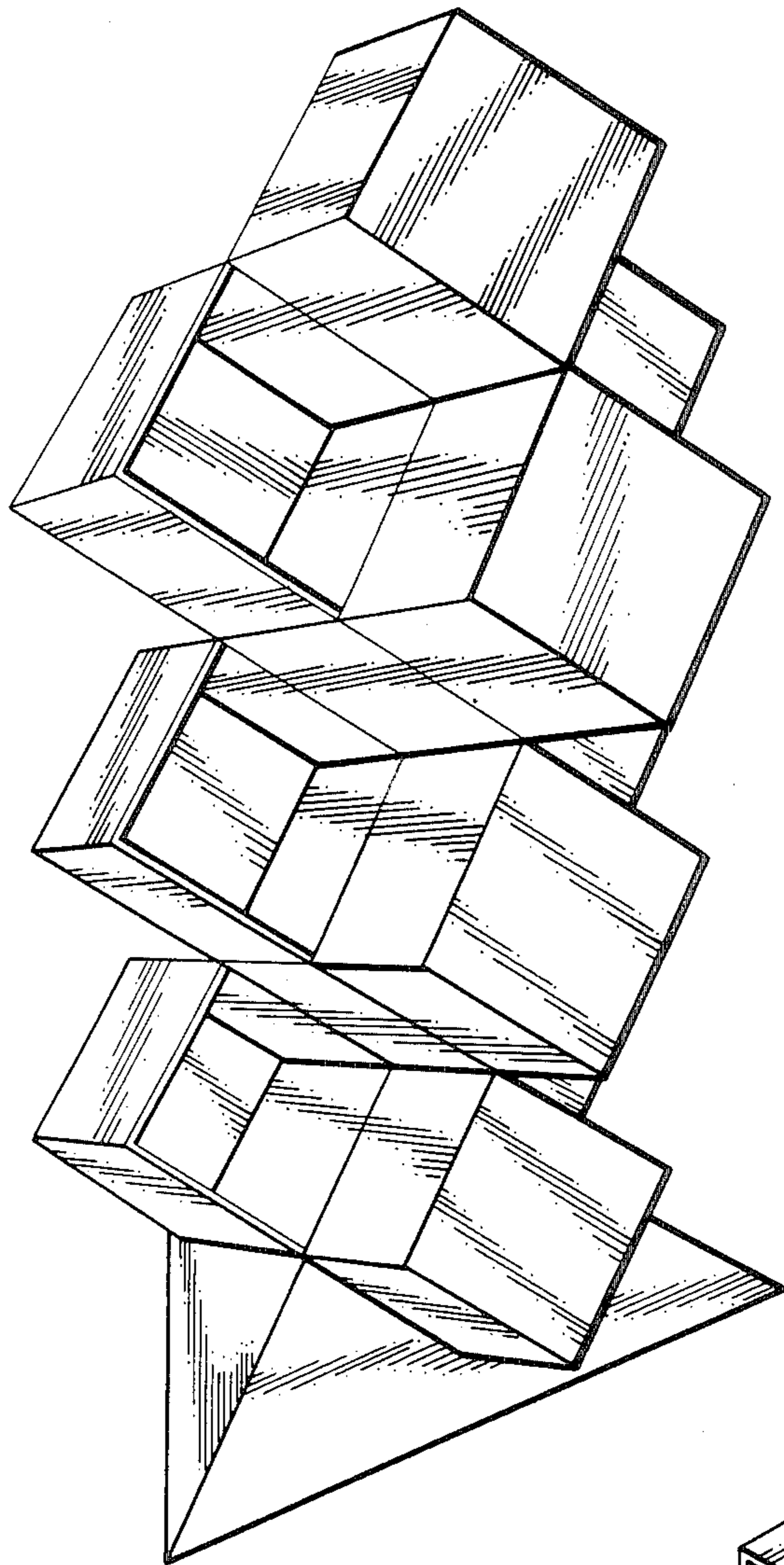


FIG. 1.

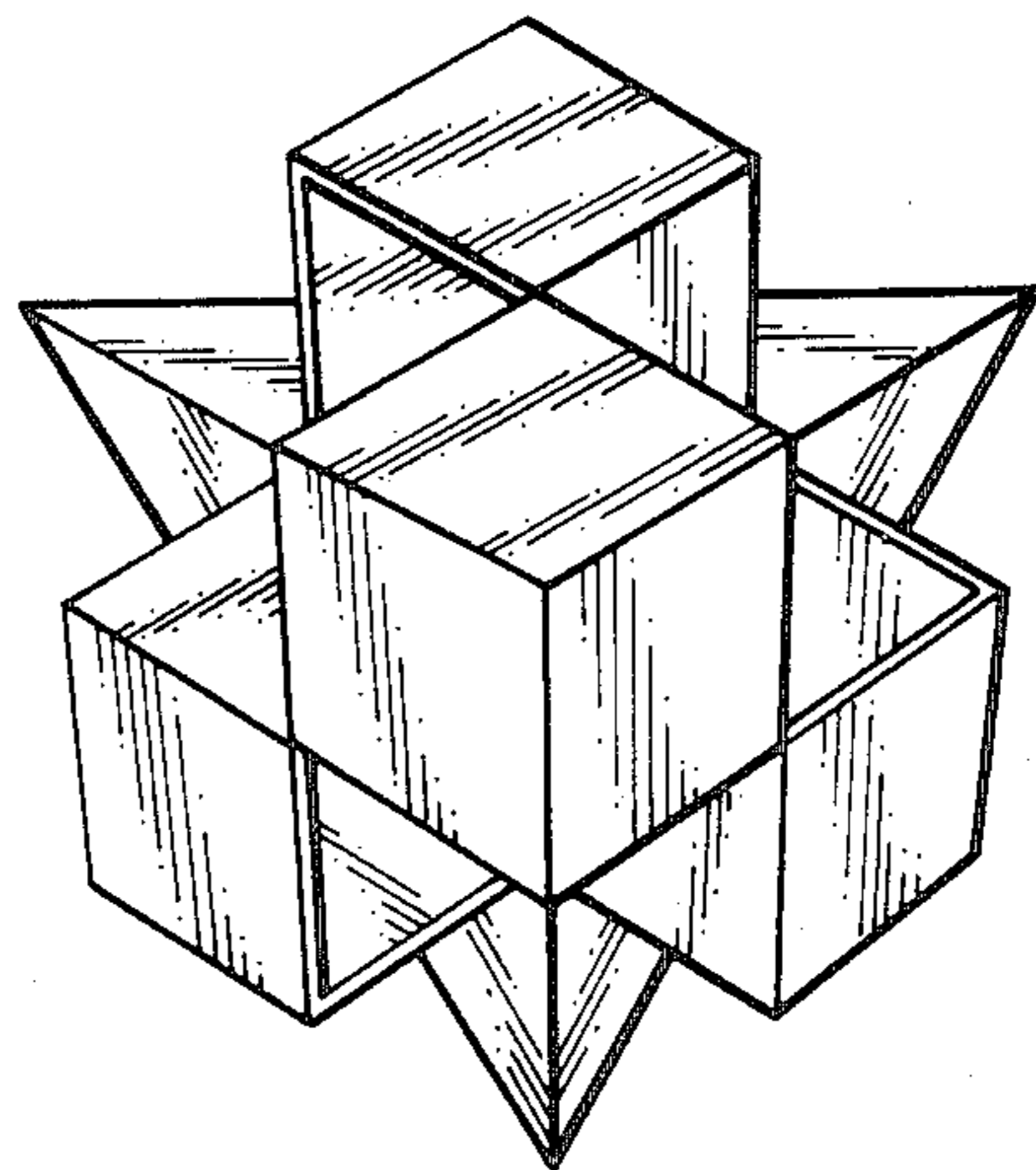


FIG. 2.




FIG. 3.

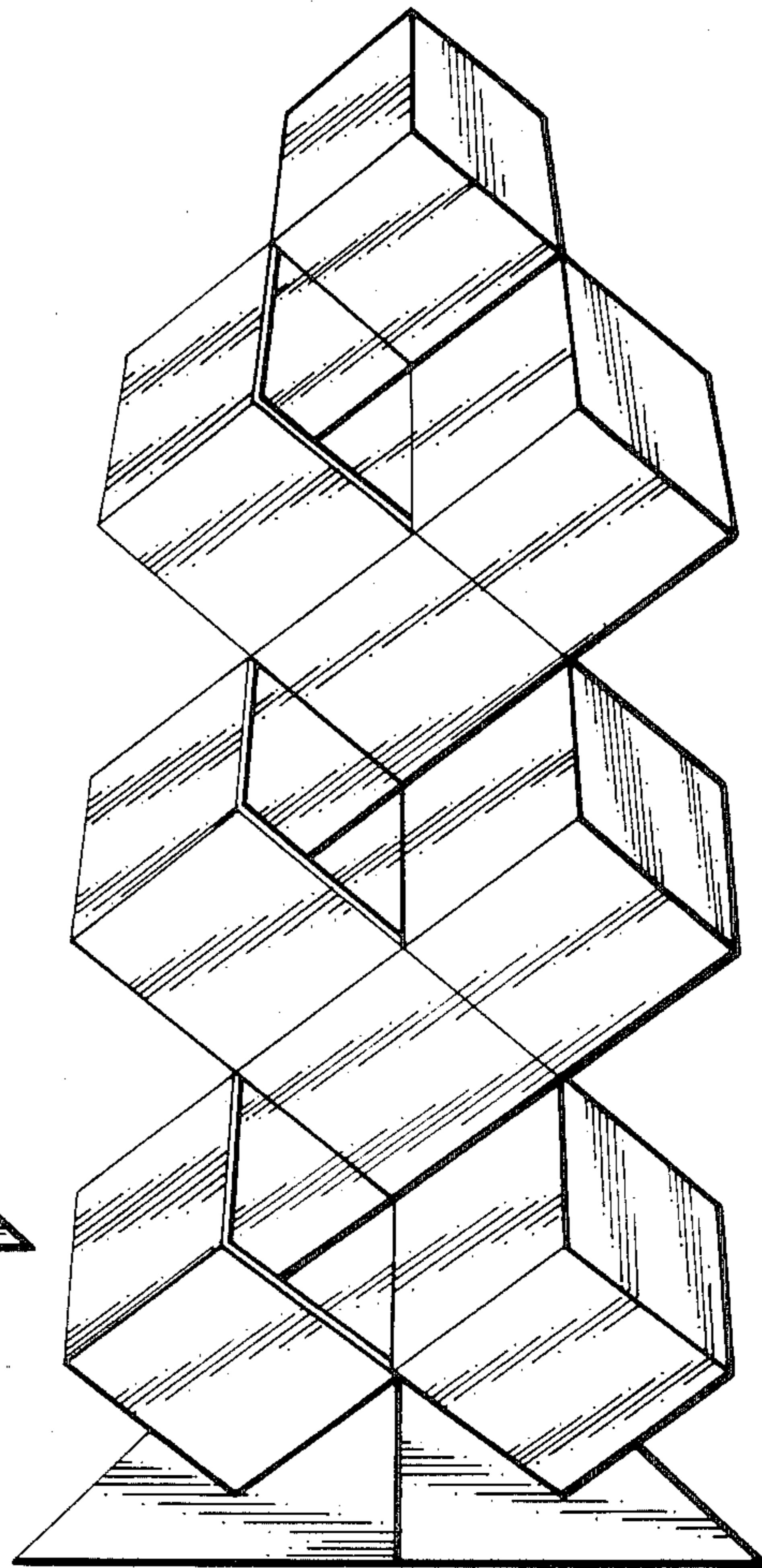


FIG. 4.