

[54] **FOR SHOE UPPER**

[75] **Inventor: Suzann Jimenez, Whittier, Calif.**
 [73] **Assignee: L. A. Gear, Inc., Los Angeles, Calif.**
 [**] **Term: 14 Years**
 [21] **Appl. No.: 247,422**
 [22] **Filed: Sep. 21, 1988**
 [52] **U.S. Cl. D2/314; D2/272; D2/275; D2/312**
 [58] **Field of Search D2/264, 265, 268, 269, D2/271, 272, 275, 308-314, 317-321; 36/45, 83, 84, 87, 89, 102-106, 112, 114, 132, 136**

[56] **References Cited**

U.S. PATENT DOCUMENTS

D. 253,317	11/1979	Negrin	D2/272
D. 262,751	1/1988	Anderie	D2/310
D. 265,016	6/1982	Haddox	D2/310
D. 272,964	3/1984	Feigelstock	D2/310
D. 273,340	4/1984	Gamm	D2/310
D. 278,281	4/1985	Dreir et al.	D2/314
D. 281,640	12/1985	Gamm	D2/310
D. 281,926	12/1985	Hill	D2/310
D. 281,927	12/1985	Hill	D2/310
D. 283,366	4/1986	Chassaing	D2/310
D. 283,463	4/1986	Chassaing	D2/310
D. 284,039	6/1986	Yoshitake	D2/310

D. 290,542	6/1987	O'Rourke	D2/310
D. 291,144	8/1987	Tong et al.	D2/314
D. 292,241	10/1987	Selbiger et al.	D2/314
D. 292,945	12/1987	Selbiger et al.	D2/314
D. 294,654	3/1988	Liggett et al.	D2/314
D. 295,229	4/1988	Brown et al.	D2/314
D. 295,577	5/1988	Selbiger	D2/314
D. 296,037	6/1988	Brown et al.	D2/272 X
D. 296,723	7/1988	Diaz	D2/314
D. 297,069	8/1988	Le	D2/314
D. 297,382	8/1988	Swett	D2/314
D. 298,283	11/1988	Swett et al.	D2/314

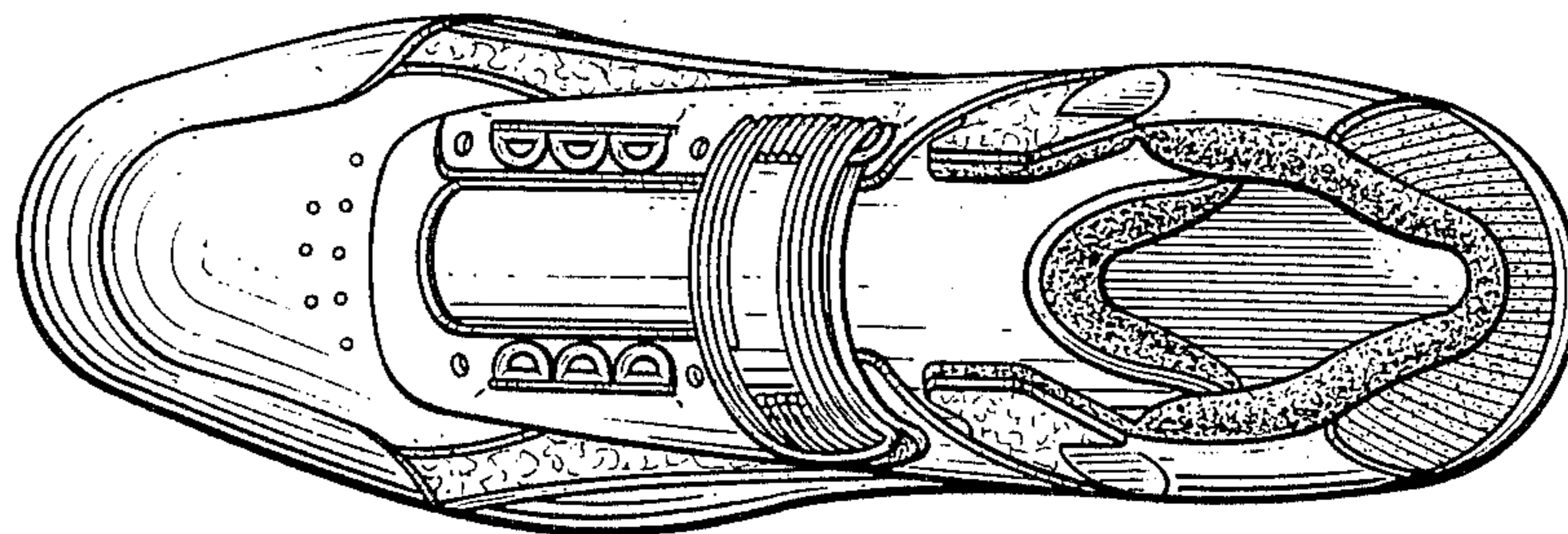

Primary Examiner—Louis S. Zarfaz
Attorney, Agent, or Firm—Marshall A. Lerner

[57] **CLAIM**

The ornamental design for a shoe upper, as shown and described.

DESCRIPTION

FIG. 1 is a right side elevational view of a shoe upper showing my new design;
 FIG. 2 is a top plan view thereof;
 FIG. 3 is a bottom plan view thereof;
 FIG. 4 is a right side elevational view thereof;
 FIG. 5 is a front elevational view thereof; and
 FIG. 6 is a rear elevational view thereof.
 The broken line showing of a shoe side in FIG. 1 is for illustrative purposes only and forms no part of the claimed design.






Fig. 1.

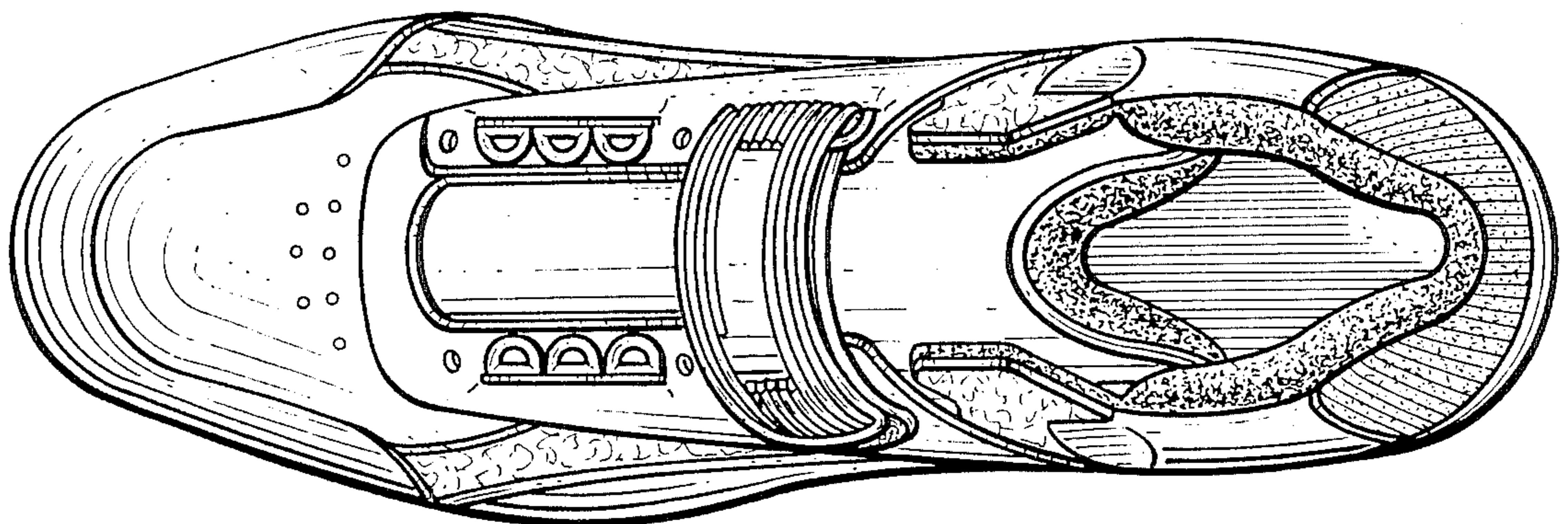


Fig. 2.

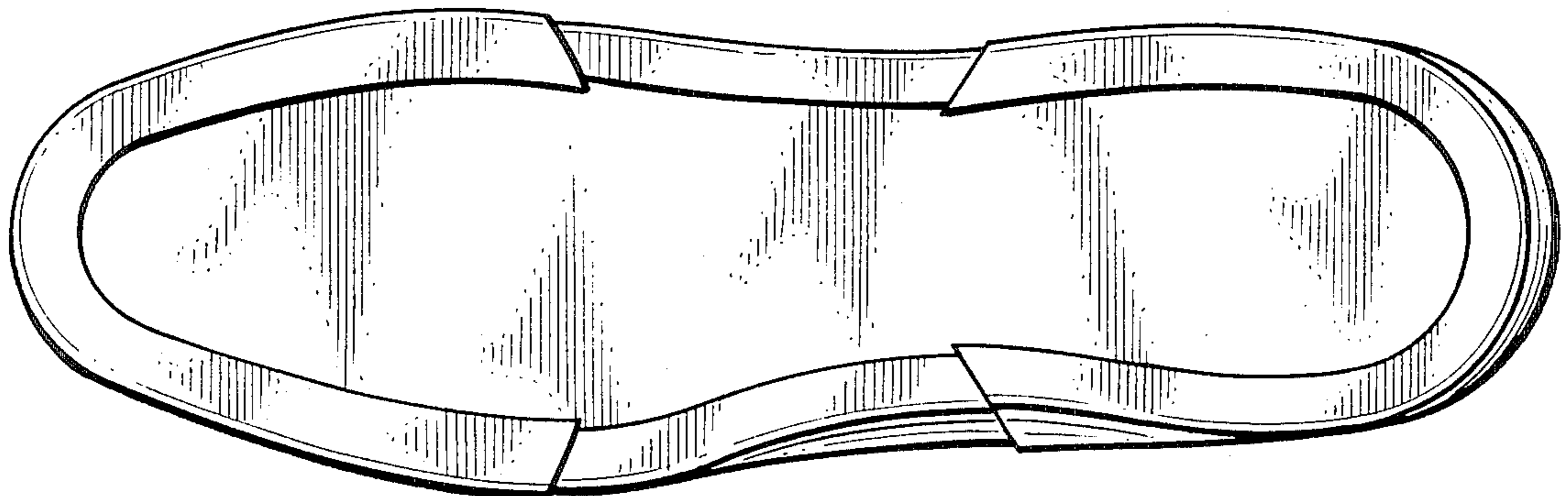


Fig. 3.

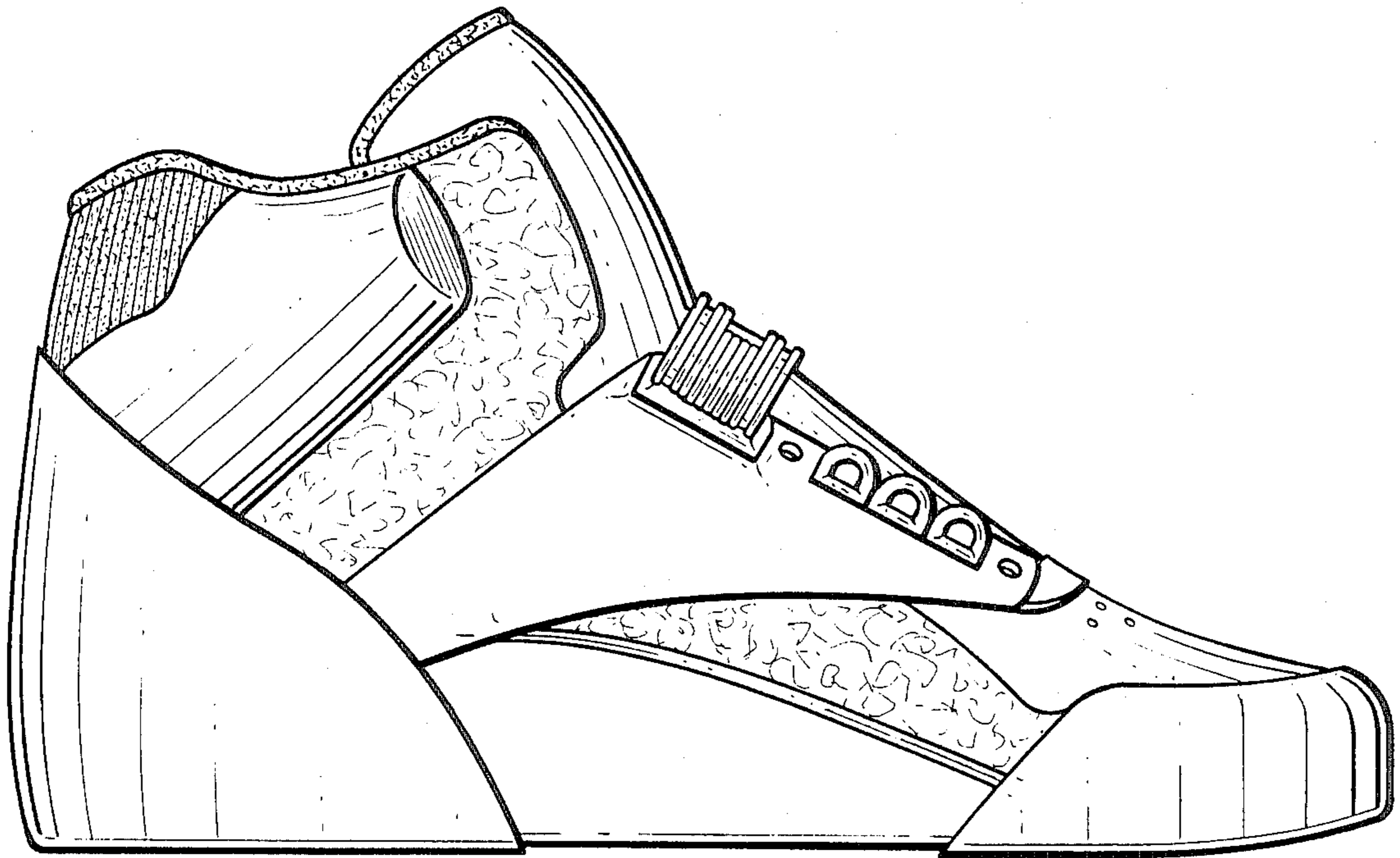


Fig. 4.

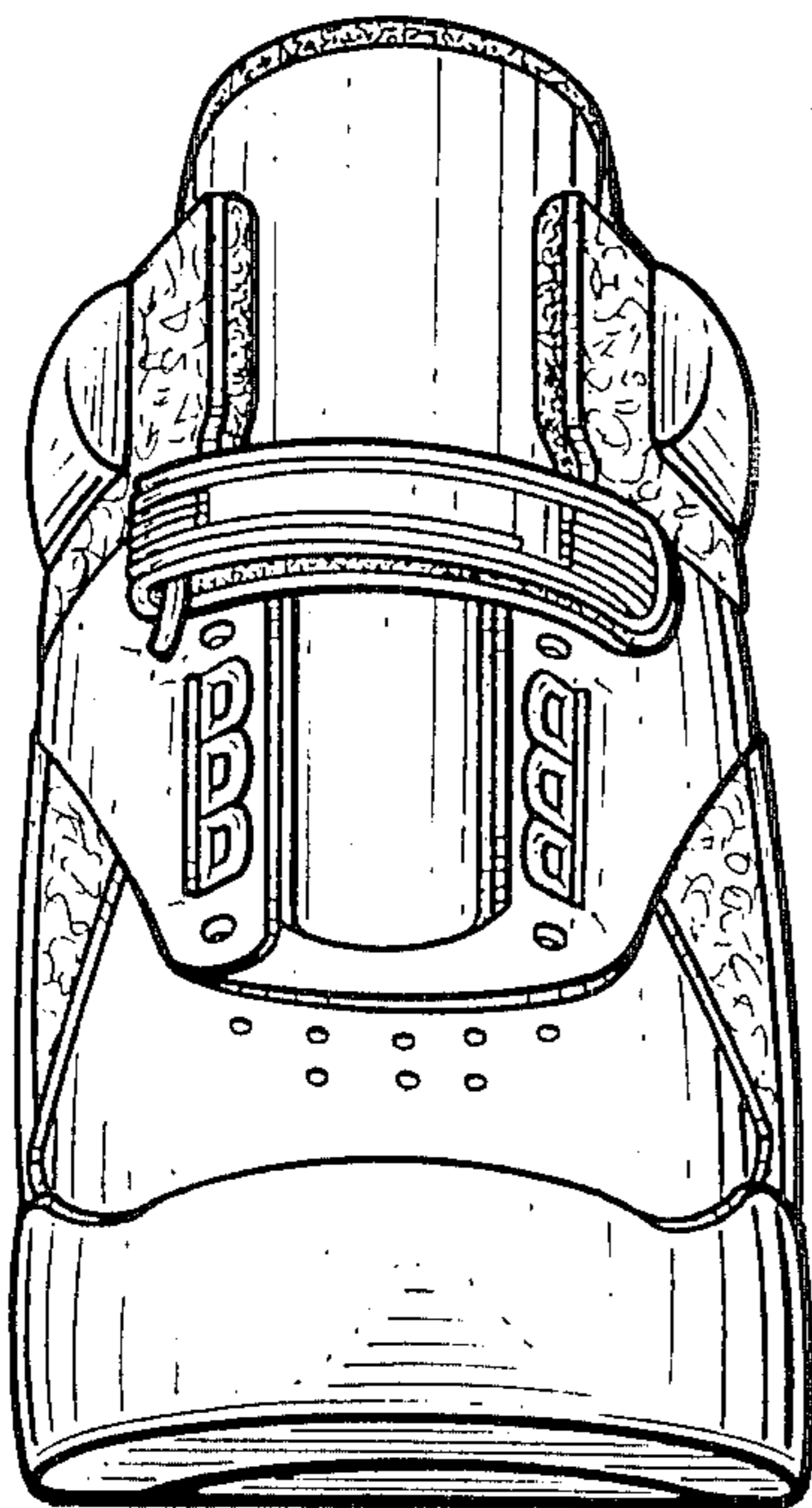


Fig. 5.

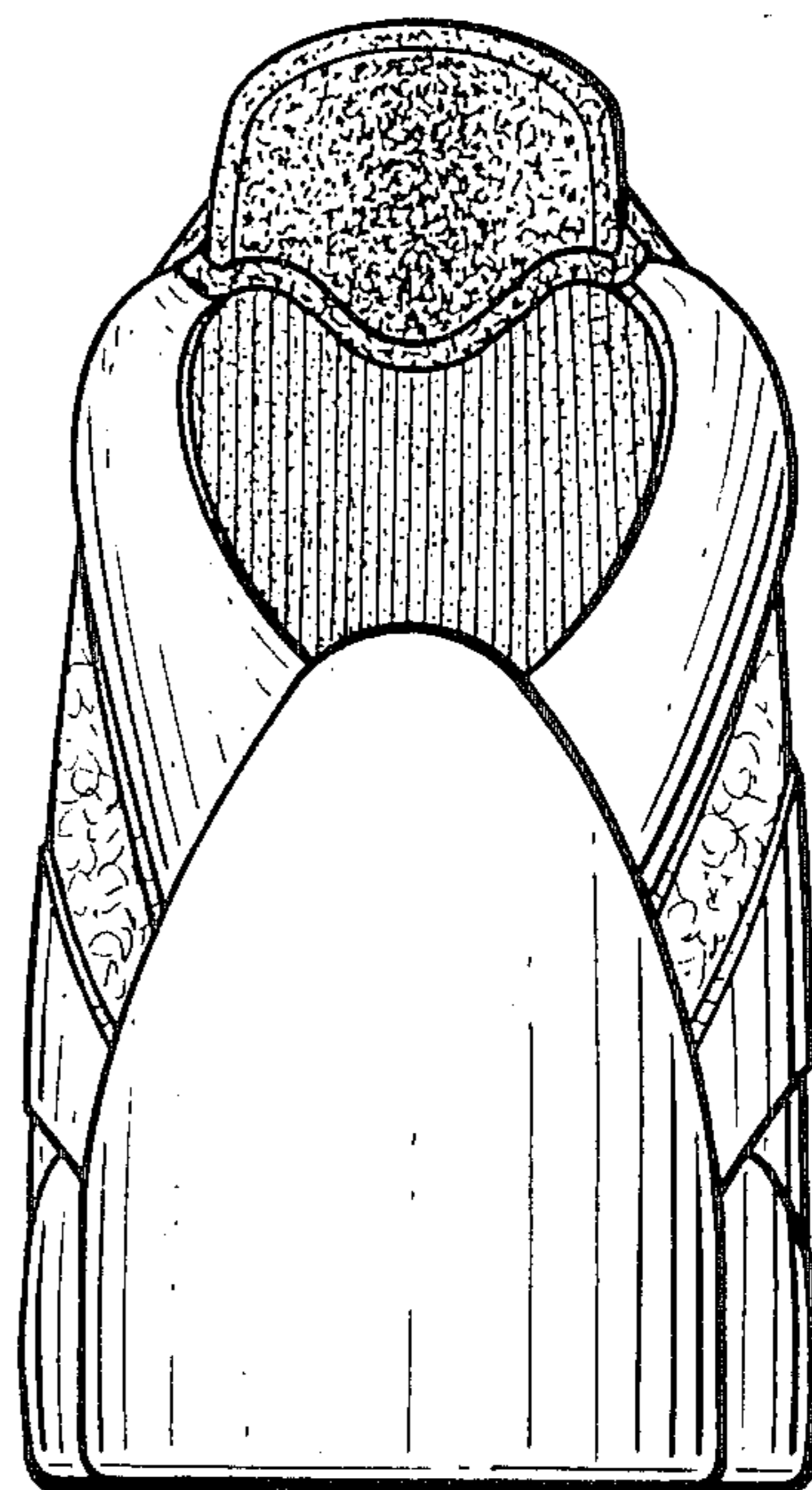


Fig. 6.

**UNITED STATES PATENT AND TRADEMARK OFFICE
CERTIFICATE OF CORRECTION**

PATENT NO. : Des. 300,181
DATED : March 14, 1989
INVENTOR(S) : Suzann Jimenez

It is certified that error appears in the above-identified patent and that said Letters Patent is hereby corrected as shown below:

On the title page, in the Description, in the fifth line which reads "FIG. 4 is a right side elevational view thereof" change the line to read as --FIG. 4 is a left side elevational view thereof--.

Signed and Sealed this
Sixth Day of July, 1993

Attest:



MICHAEL K. KIRK

Attesting Officer

Acting Commissioner of Patents and Trademarks