

# United States Patent [19]

Andreasen et al.

[11] Patent Number: **Des. 300,167**

[45] Date of Patent: **\*\* Mar. 7, 1989**

[54] HANDLE FOR A FISHING ROD

[75] Inventors: **James E. Andreasen**, Magnolia Springs; **Casey J. Childre**; **David B. Peed**, both of Foley, all of Ala.; **Wadre S. Shahid**, Fort Walton Beach, Fla.

[73] Assignee: **Lew Childre & Sons, Inc.**, Foley, Ala.

[\*\*] Term: **14 Years**

[21] Appl. No.: **834,476**

[22] Filed: **Feb. 20, 1986**

[52] U.S. Cl. .... **D22/142**

[58] Field of Search ..... **D22/138, 142; 43/22, 43/23**

[56] **References Cited**

### U.S. PATENT DOCUMENTS

D. 252,639 8/1979 Ohmura ..... D22/142

D. 252,697 8/1979 Ohmura ..... D22/142  
D. 265,496 7/1982 McMickle ..... D22/142  
3,276,160 10/1966 Sarah ..... D22/142 X

*Primary Examiner*—A. Hugo Word  
*Attorney, Agent, or Firm*—Lockwood, Alex, FitzGibbon & Cummings

### [57] CLAIM

The ornamental design for a handle for a fishing rod, as shown and described.

### DESCRIPTION

FIG. 1 is an elevational view of one side of a handle for a fishing rod showing our new design;  
FIG. 2 is a top plan view thereof;  
FIG. 3 is a bottom plan view thereof;  
FIG. 4 is a front elevational view thereof;  
FIG. 5 is a rear elevational view thereof.  
The broken line showing of the rod, foregrip, reel nut and end cap is for environmental purposes only and forms no part of the claimed design.

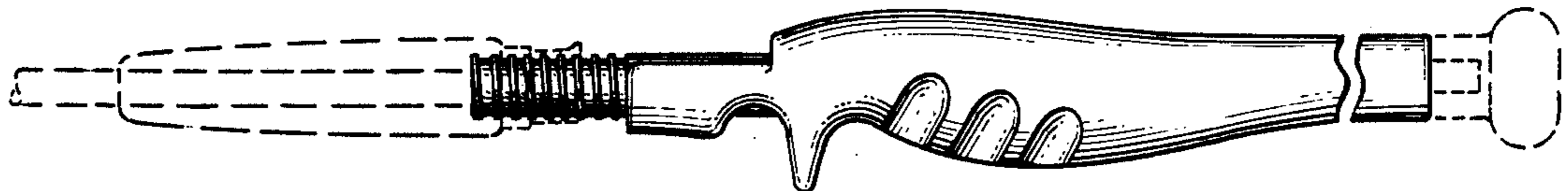


FIG. 1

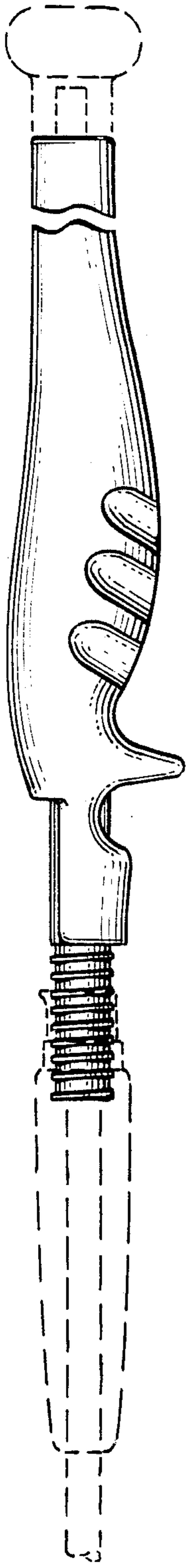


FIG. 2

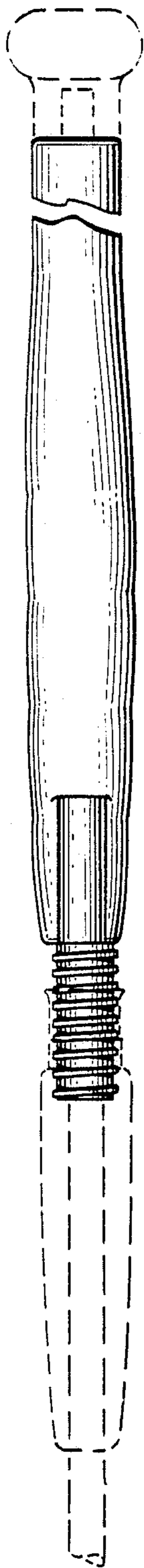


FIG. 3

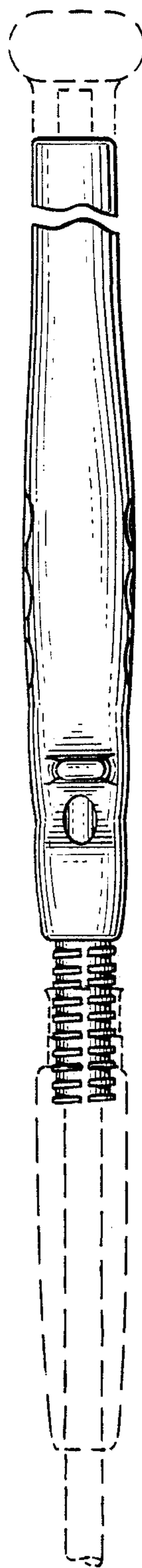


FIG. 4

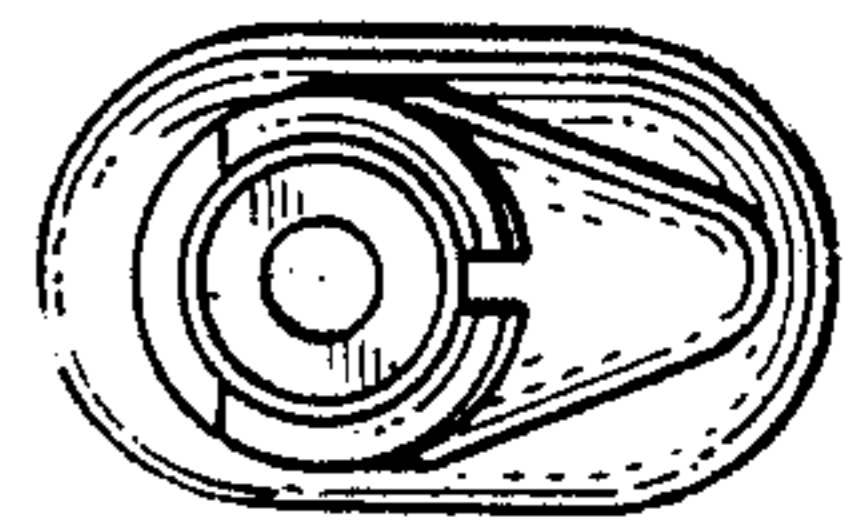


FIG. 5

