

[54] **DOOR FOR RFI AND EMI SHIELDED ENCLOSURE**

[75] **Inventor: Nathan M. Cook, Rochester, Minn.**

[73] **Assignee: Crenlo, Inc., Rochester, Minn.**

[**] **Term: 14 Years**

[21] **Appl. No.: 877,984**

[22] **Filed: Jun. 24, 1986**

[52] **U.S. Cl. D6/492; D25/48**

[58] **Field of Search D25/48; 312/324, 291; D6/492**

[56] **References Cited**

U.S. PATENT DOCUMENTS

- D. 202,259 9/1965 Kendrick D25/48
- D. 231,065 4/1974 Zhota et al. D6/492
- 3,654,663 4/1972 Algotsoon D25/48 X

Primary Examiner—A. Hugo Word

Attorney, Agent, or Firm—Kinney & Lange

[57] **CLAIM**

The ornamental design for a door for RFI and EMI shielded enclosure, as shown and described.

DESCRIPTION

FIG. 1 is a perspective view of a front side of a door embodying my new design;

FIG. 2 is a perspective view of a back side thereof;

FIG. 3 is a front elevational view thereof;

FIG. 4 is a back elevational view thereof;


FIG. 5 is an edge elevational view thereof, as seen from the right in FIG. 3;

FIG. 6 is an edge elevational view thereof, as seen from the left in FIG. 3;

FIG. 7 is a top plan view thereof, as seen from the top of FIG. 4; and

FIG. 8 is a bottom plan view thereof, as seen from the bottom of FIG. 4.

The broken line showing of the handle is for illustrative purposes only and forms no part of the claimed design.



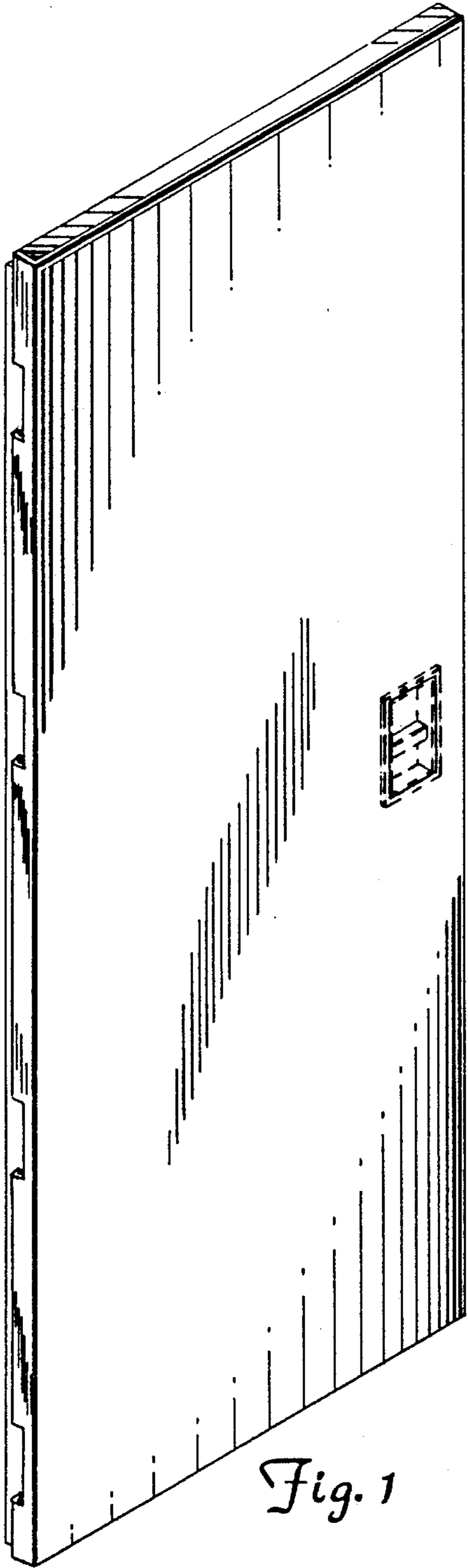


Fig. 1




Fig. 2

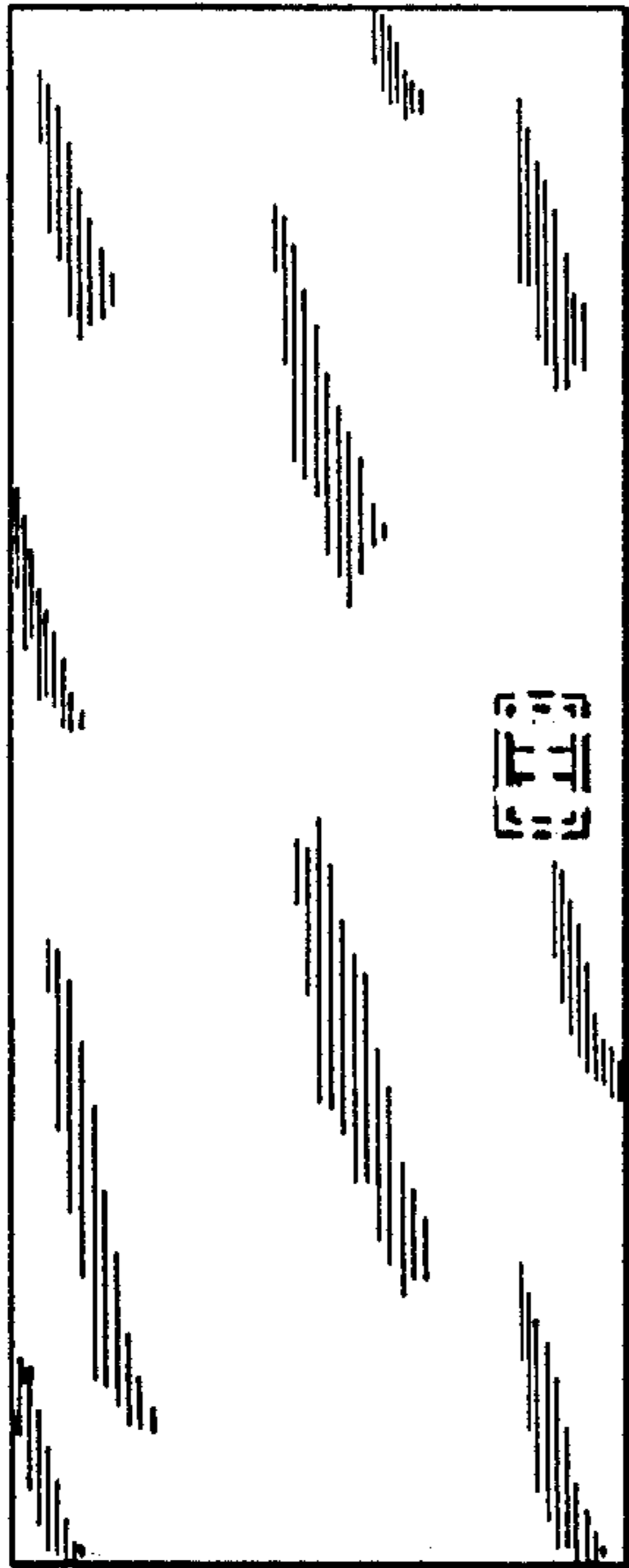


Fig. 3

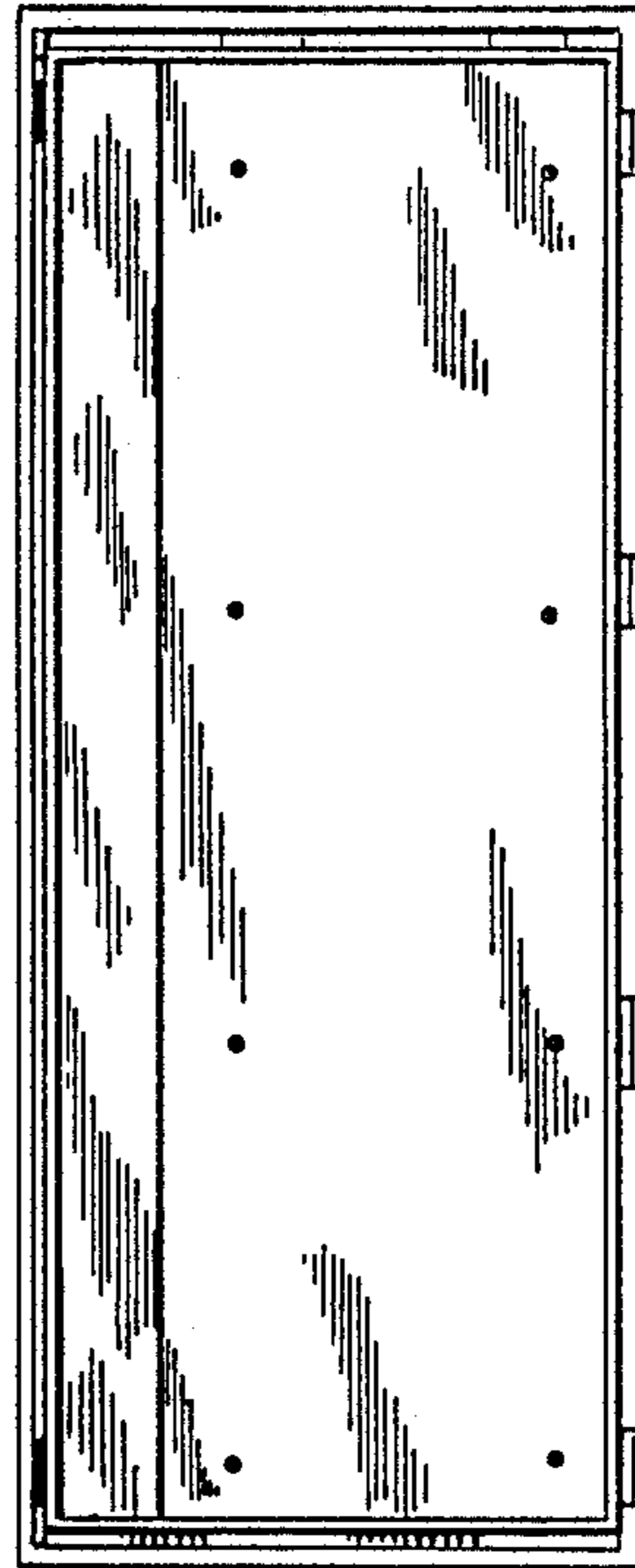


Fig. 4



Fig. 5

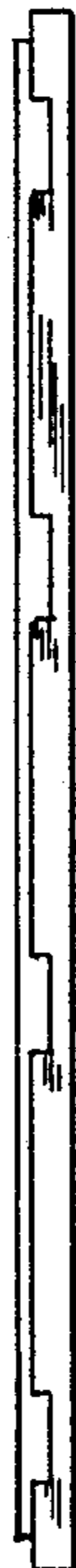


Fig. 6



Fig. 7



Fig. 8