

[54] **COAT HOOK**

[75] **Inventor: Thomas M. Edwards, Wyoming, Mich.**

[73] **Assignee: Herman Miller, Inc., Zeeland, Mich.**

[**] **Term: 14 Years**

[21] **Appl. No.: 13,720**

[22] **Filed: Feb. 12, 1987**

[52] **U.S. Cl. D6/323; D8/371**

[58] **Field of Search D6/320, 323; D8/367, D8/370, 371; 211/32, 87, 96; 248/215, 300, 301, 304**

[56] **References Cited**

U.S. PATENT DOCUMENTS

D. 93,637	10/1934	Schirmacher .	
D. 121,488	7/1940	De Roos	D6/323
D. 159,261	7/1950	Fiechter	D6/323
D. 160,790	11/1950	Kongieser et al.	D6/323
D. 169,991	7/1953	Sager	D6/323
D. 238,461	1/1976	Bauman	D8/371
D. 271,545	11/1983	Licari et al.	D8/371

D. 279,450	7/1985	Chap	D8/371
D. 282,885	3/1986	Jarrett .	
40,923	12/1863	Fowler	D8/371
2,346,276	4/1944	Reitlinger	D8/371
3,112,911	12/1963	Cornwell	248/300

FOREIGN PATENT DOCUMENTS

0654890	7/1951	United Kingdom	248/215
---------	--------	----------------------	---------

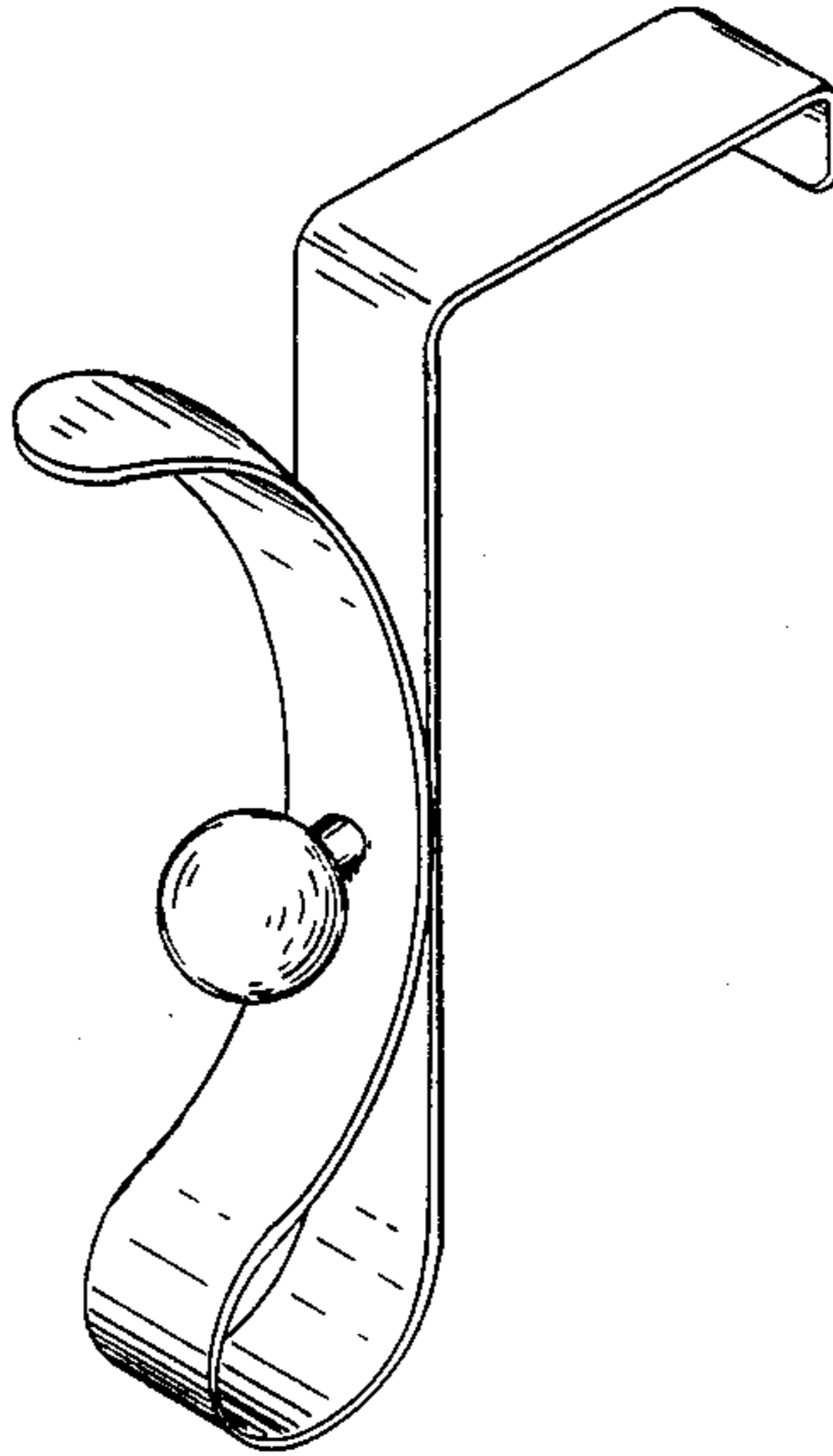
Primary Examiner—B. J. Bullock
Attorney, Agent, or Firm—Varnum, Riddering, Schmidt & Howlett

[57] **CLAIM**

The ornamental design for a coat hook, as shown and described.

DESCRIPTION

FIG. 1 is a perspective view of a coat hook showing my new design;
FIG. 2 is a front elevational view thereof;
FIG. 3 is a left side elevational view thereof, the right side being a mirror image;
FIG. 4 is a top plan view thereof;
FIG. 5 is a bottom plan view thereof;
FIG. 6 is a rear elevational view thereof.



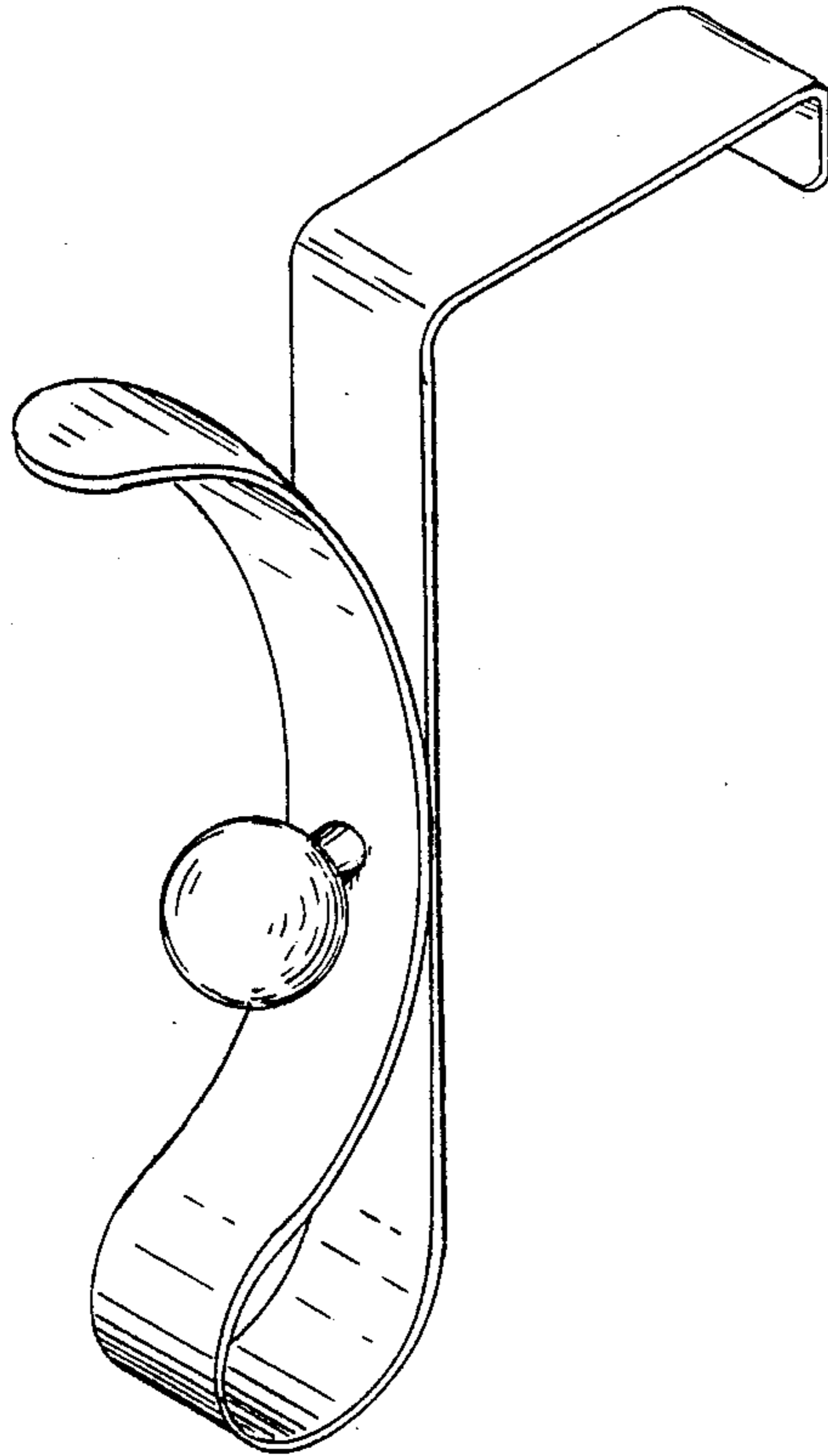


FIG. 1

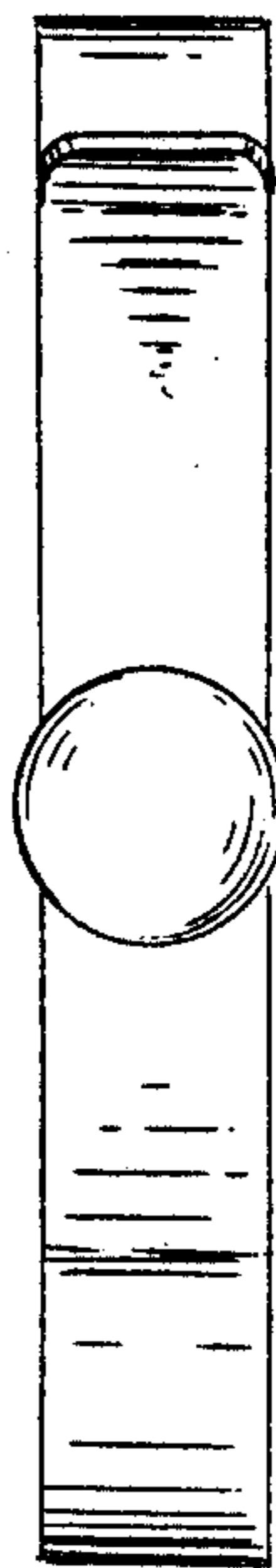


FIG. 2

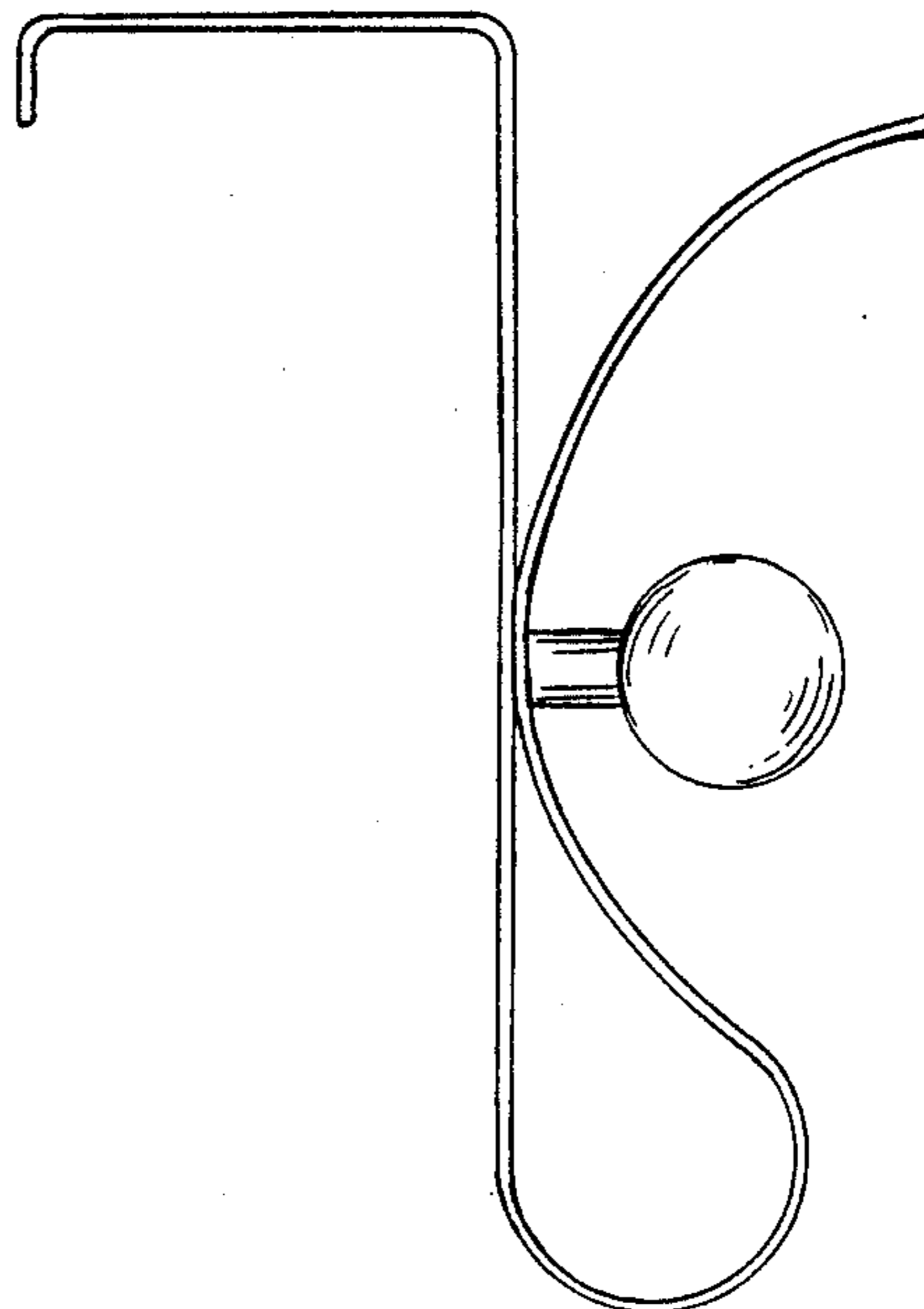


FIG. 3

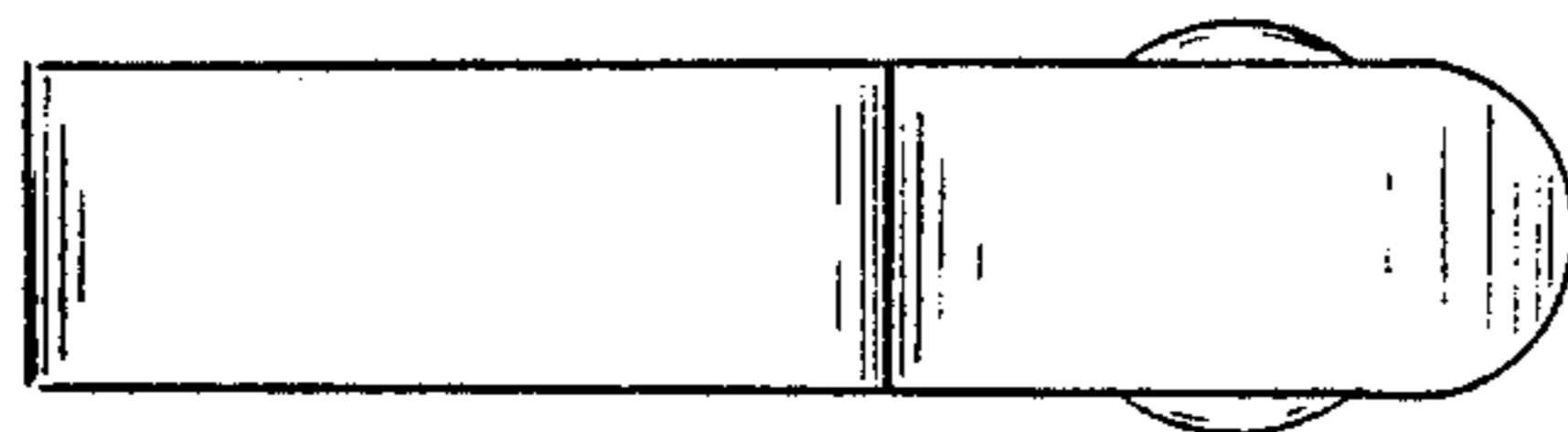


FIG. 4




FIG. 5

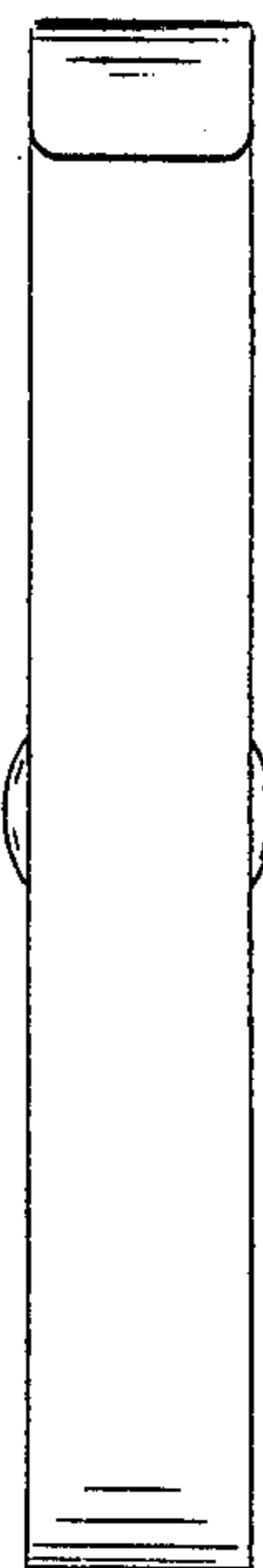


FIG. 6