

[54] **COMBINATION KEY HOLDER, PEN AND FLASHLIGHT**

[76] **Inventor: Melvin J. Henderson, 4301 Riverside Dr., Dayton, Ohio 45405**

[**] **Term: 14 Years**

[21] **Appl. No.: 836,190**

[22] **Filed: Feb. 24, 1986**

[52] **U.S. Cl. D3/63; D19/51; D26/38**

[58] **Field of Search D3/62, 63, 61, 64, 99, D3/103, 65; D19/44, 51, 54; D26/38, 37; 70/456 R, 456 B**

[56] **References Cited**

U.S. PATENT DOCUMENTS

- D. 179,114 11/1956 Brody D3/63
- D. 179,706 2/1957 Schwartz D19/51
- D. 192,098 1/1962 Bautsch D3/63
- D. 292,243 10/1987 O'Grady D3/63
- 2,607,883 8/1952 Berkowitz D26/38 X

OTHER PUBLICATIONS

Grammes Metal Products, Cat. #66, 1941, p. 38, Item No. #33436, Square Ring.

Primary Examiner—Bernard Ansher
Assistant Examiner—Yvonne Brunot

[57] **CLAIM**

The ornamental design for a combination key holder, pen and flashlight, as shown and described.

DESCRIPTION

FIG. 1 is a top perspective view of a combination key holder, pen and flashlight, showing my new design; FIG. 2 is a side elevation thereof; FIG. 3 is a top perspective view taken from the opposite side of FIG. 1, with the telescoping head in an extended position; and FIG. 4 is an elevation as seen from the side opposite FIG. 2. The broken lines representing the key is shown for illustrative purposes only.

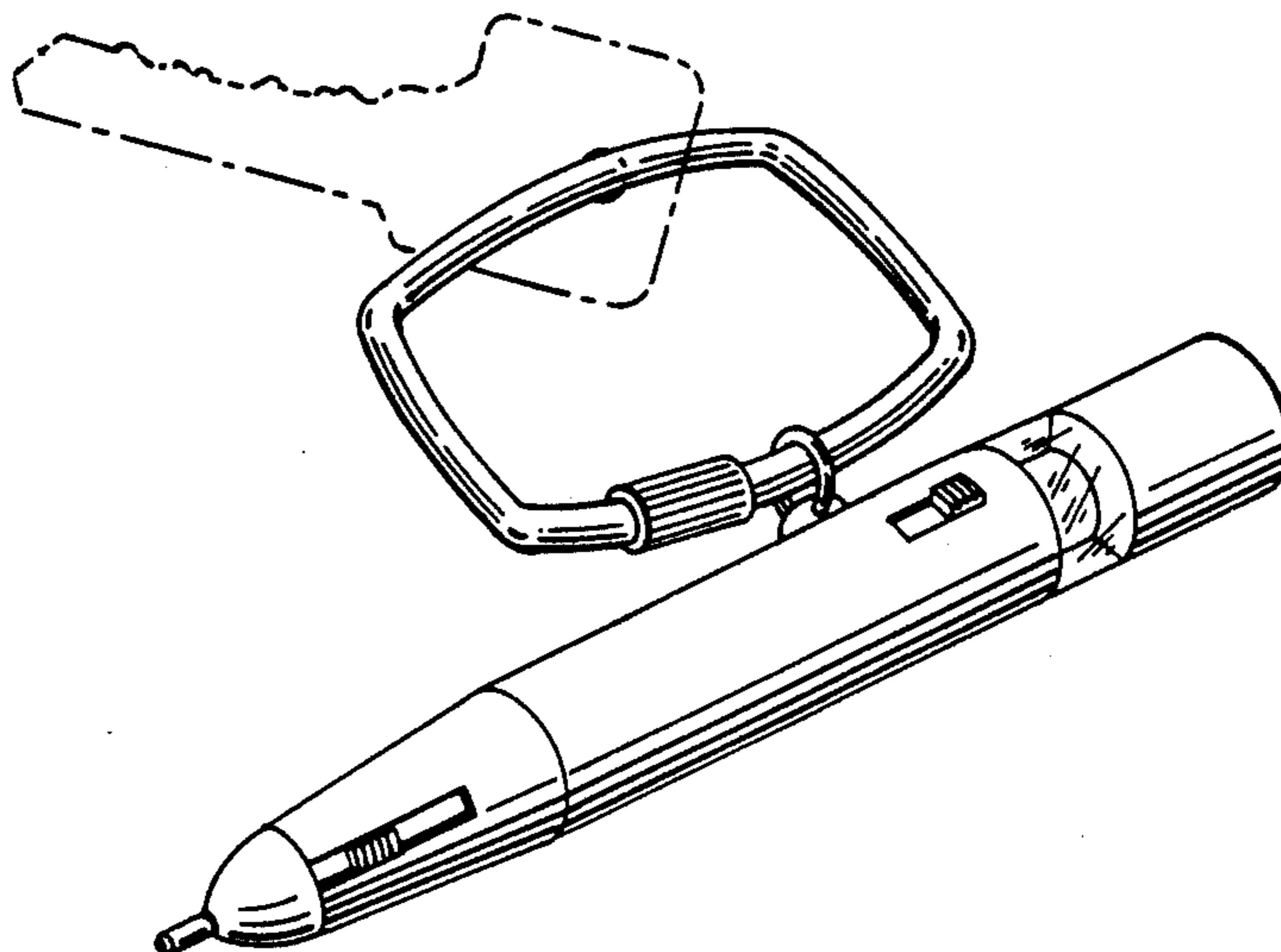


FIG-1

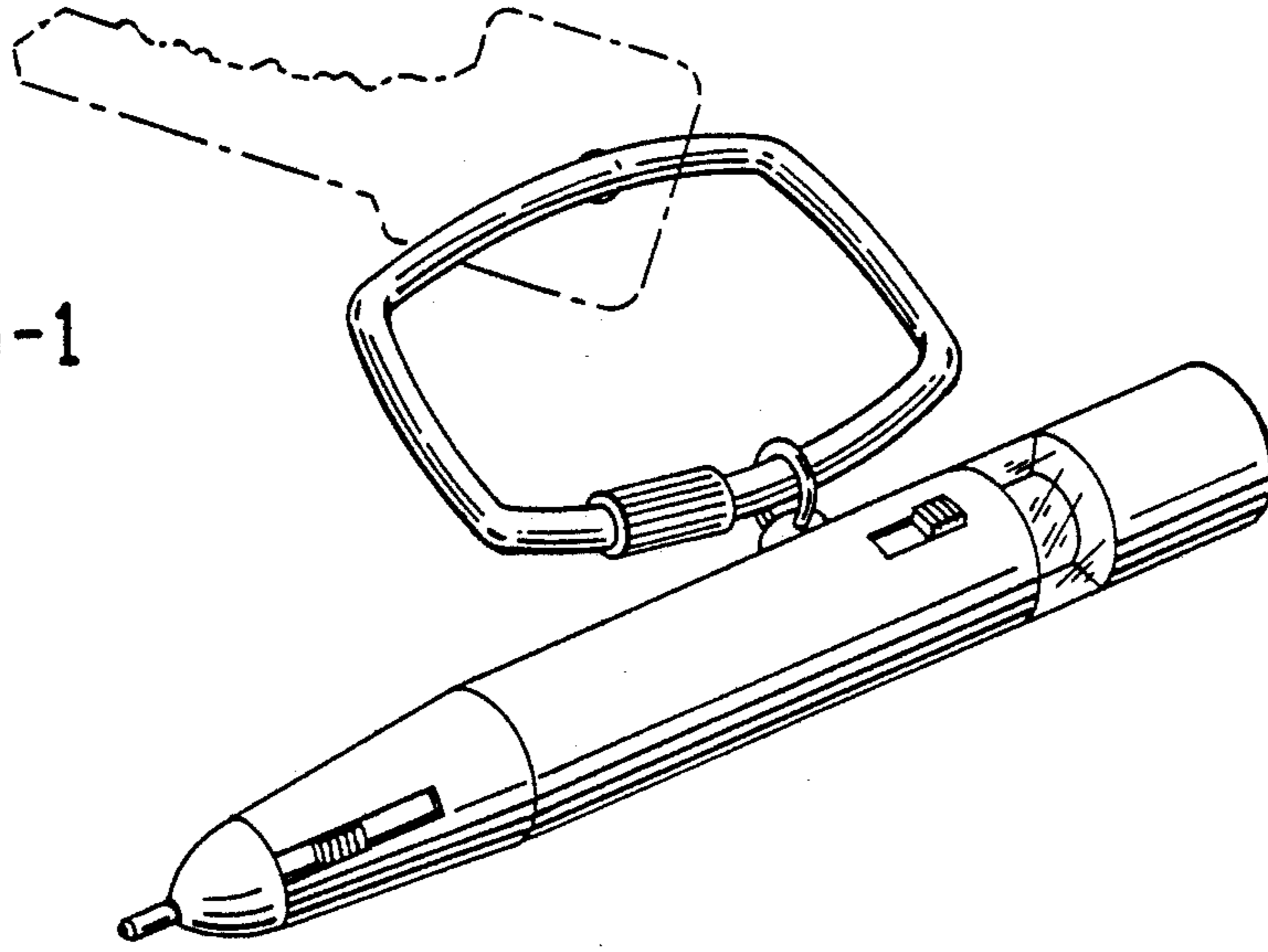


FIG-2




FIG-3

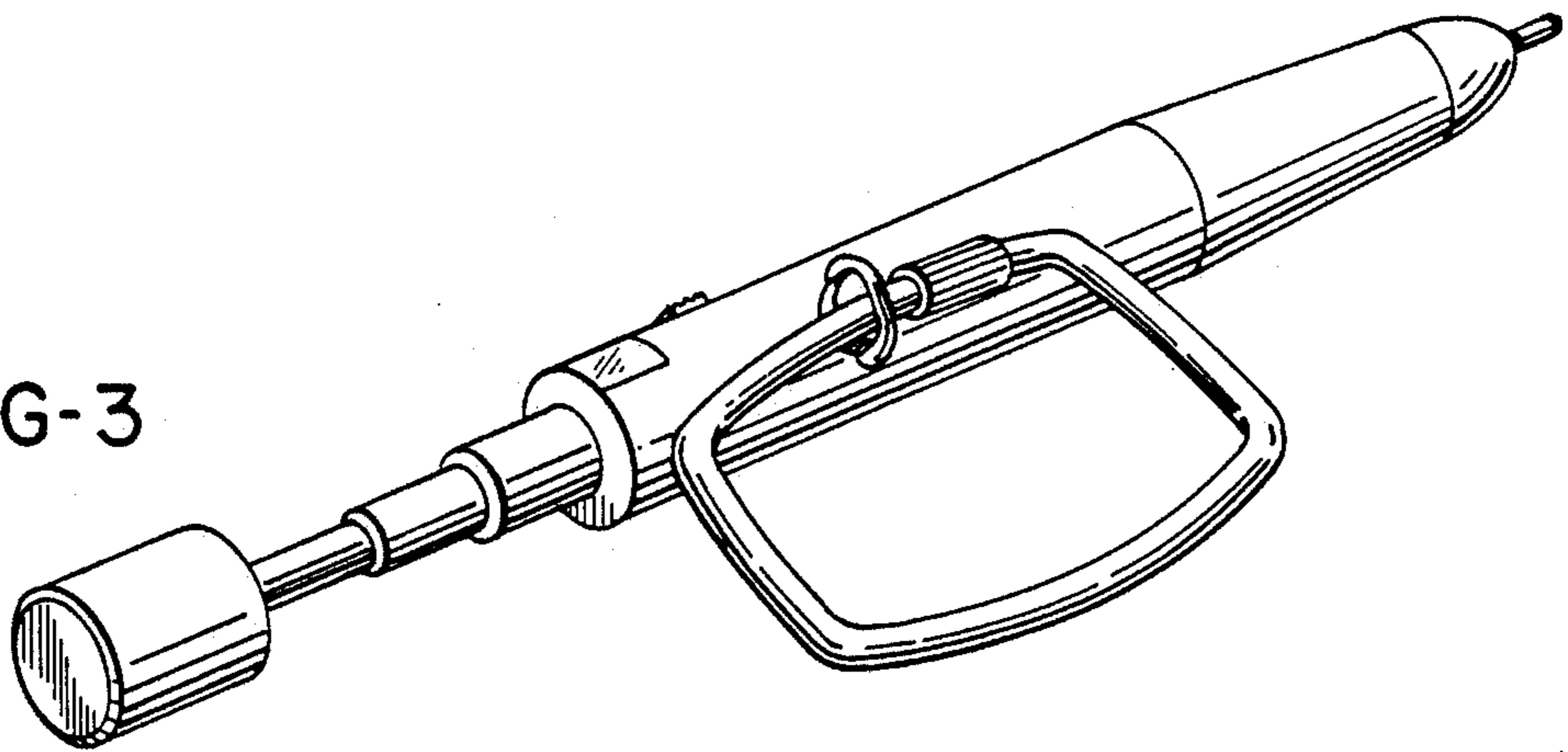


FIG-4

