

[54] **KEYBOARD GUIDE**

[76] Inventor: **Thomas E. Dermody**, P.O. Box 3184, Napa, Calif. 94558

[**] Term: **14 Years**

[21] Appl. No.: **833,758**

[22] Filed: **Feb. 18, 1986**

[52] U.S. Cl. **D18/12; D19/59**

[58] Field of Search **D18/1, 2, 11, 12, 22; 400/689-694, 100, 472, 486, 489; 434/227, 229, 233; D19/59; 200/5 A**

[56] **References Cited**

U.S. PATENT DOCUMENTS

1,560,020	11/1925	Curley	434/227
3,501,849	3/1970	Olsen	434/233
4,509,873	4/1985	Ryan	400/472

FOREIGN PATENT DOCUMENTS

775334	12/1934	France	400/486
1157594	5/1958	France	434/227

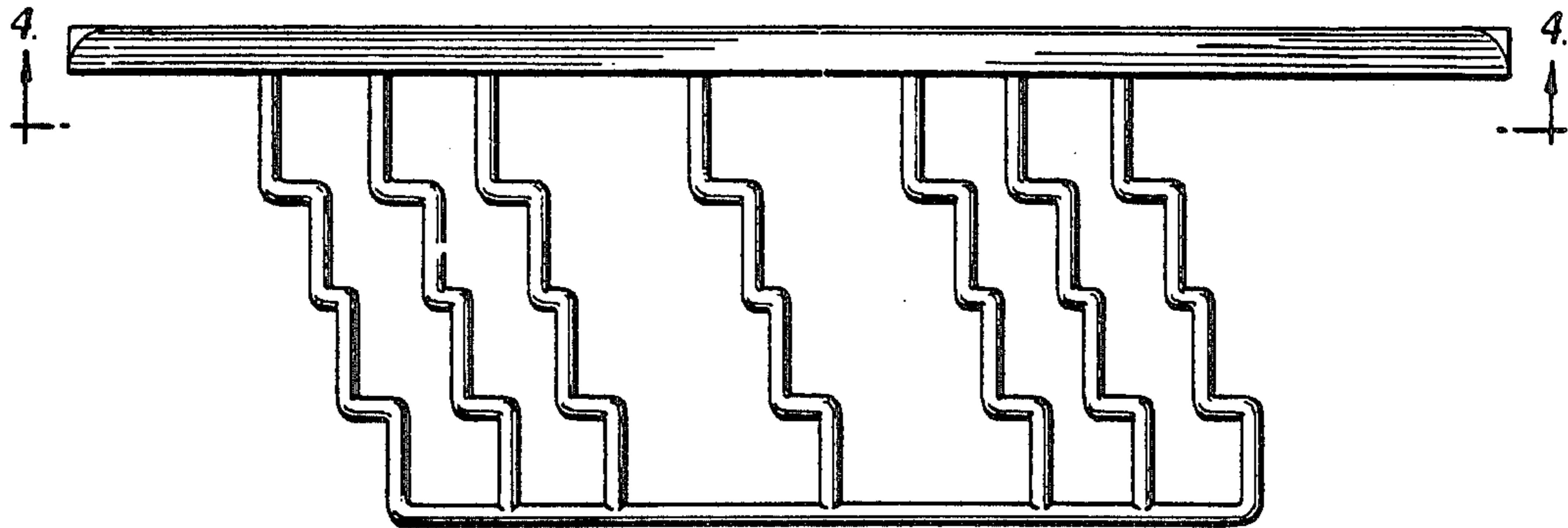
Primary Examiner—Louis S. Zarfaz
Attorney, Agent, or Firm—Kenneth E. Darnell

[57] **CLAIM**

The ornamental design for a keyboard guide, as shown and described.

DESCRIPTION

FIG. 1 is a top plan view of a keyboard guide showing my new design;
FIG. 2 is a front elevational view;
FIG. 3 is a left side elevational view; and,
FIG. 4 is a sectional view taken along line 4—4 in FIG. 1.



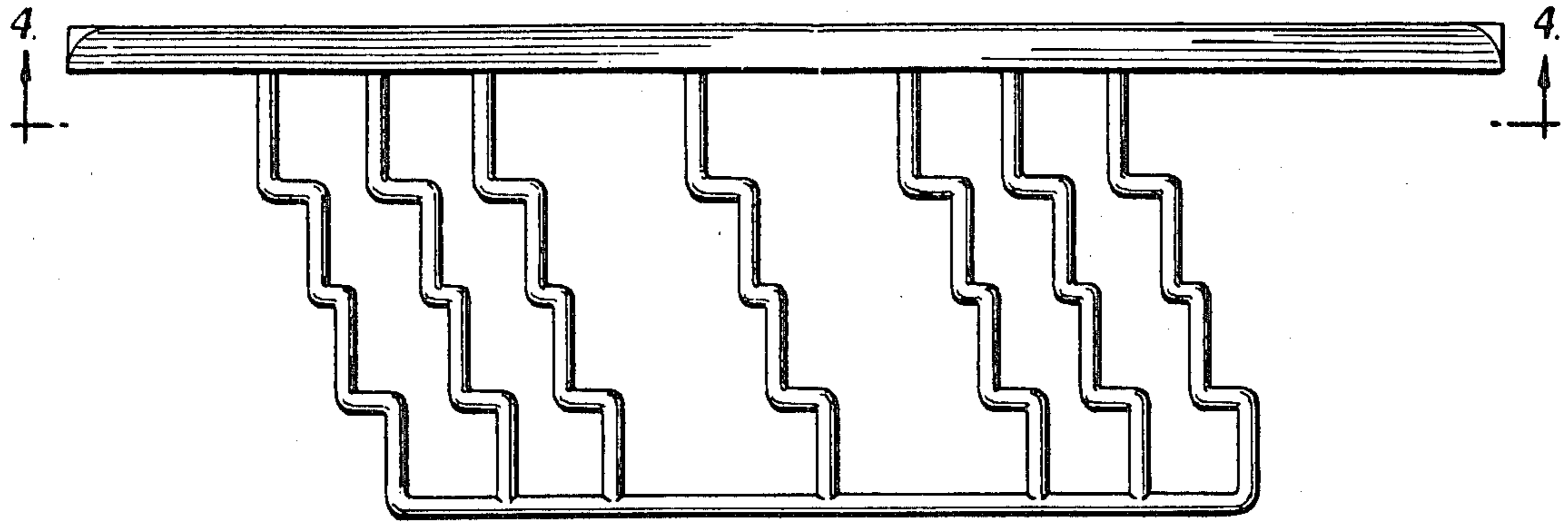


FIG. 1




FIG. 2



FIG. 3




FIG. 4