

United States Patent [19]

Reinhardt

[11] Patent Number: **Des. 300,000**

[45] Date of Patent: **** Feb. 28, 1989**

[54] **GAS METER SHUTOFF VALVE WRENCH
OR SIMILAR ARTICLE**

[76] Inventor: **Willi W. Reinhardt**, 2933 Castle Harbor, Ontario, Calif. 91761

[**] Term: **14 Years**

[21] Appl. No.: **869,071**

[22] Filed: **May 30, 1986**

[52] U.S. Cl. **D8/17; D8/21**

[58] Field of Search **D8/14, 17-29,
D8/107; 81/176.1, 119, 120, 121.1, 124.7,
125.1, 176.15, 177.5, 124.4**

[56] **References Cited**

U.S. PATENT DOCUMENTS

D. 119,264 3/1940 Hildebrand D8/18

D. 248,613 7/1978 Pace et al. D8/17
D. 249,116 8/1978 Vanderbloemen D8/18
4,351,075 9/1982 Pittard, Jr. 81/121

Primary Examiner—Wallace R. Burke
Assistant Examiner—Clare E. Heflin
Attorney, Agent, or Firm—John H. Crowe

[57] CLAIM

The ornamental design for a gas meter shutoff valve wrench or similar article, as shown and described.

DESCRIPTION

FIG. 1 is a side elevational view of a gas meter shutoff valve wrench or similar article showing my new design; FIG. 2 is a bottom plan view thereof; FIG. 3 is an opposite side elevational view thereof; FIG. 4 is an end elevational view thereof; FIG. 5 is an opposite end elevational view thereof.




FIG. 1.

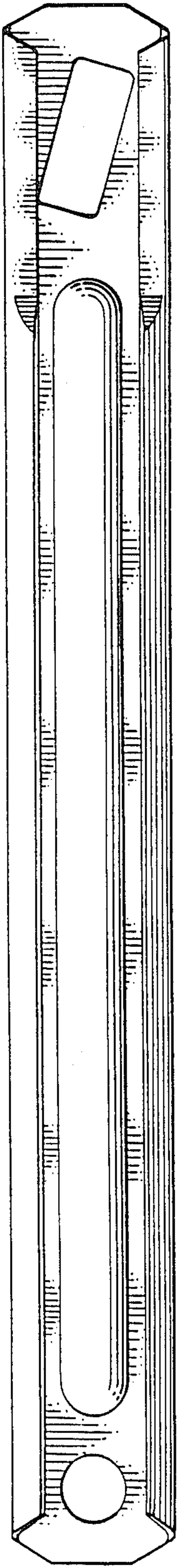


FIG. 2.



FIG. 3.

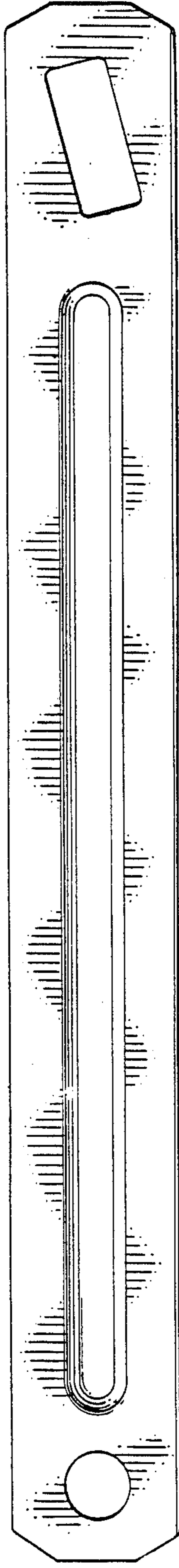


FIG. 4.



FIG. 5.

