

[54] **ULTRAVIOLET LIGHT FOR FINGERNAIL TREATMENT**

[75] **Inventor: Richard E. Shoemaker, Milford, Conn.**

[73] **Assignee: Conair Corporation, Edison, N.J.**

[\*\*] **Term: 14 Years**

[21] **Appl. No.: 872,453**

[22] **Filed: Jun. 9, 1986**

[52] **U.S. Cl. .... D24/68; D26/109; D28/56**

[58] **Field of Search ..... D26/93, 102-112; D24/68; 362/410-414, 217, 218, 220, 225; 250/492.1, 494.1, 504; 128/376, 395, 396; 132/73, 73.5; D28/56, 57, 58, 61**

[56] **References Cited**

**U.S. PATENT DOCUMENTS**

D. 123,781	12/1940	Kisling .....	D28/58
D. 149,299	4/1948	Radinsky .....	D24/68
D. 203,863	2/1956	Neumann .....	D26/109 X
D. 226,496	3/1973	Duern et al. ....	D26/109 X
4,612,444	9/1986	Ragusa .....	250/492.1

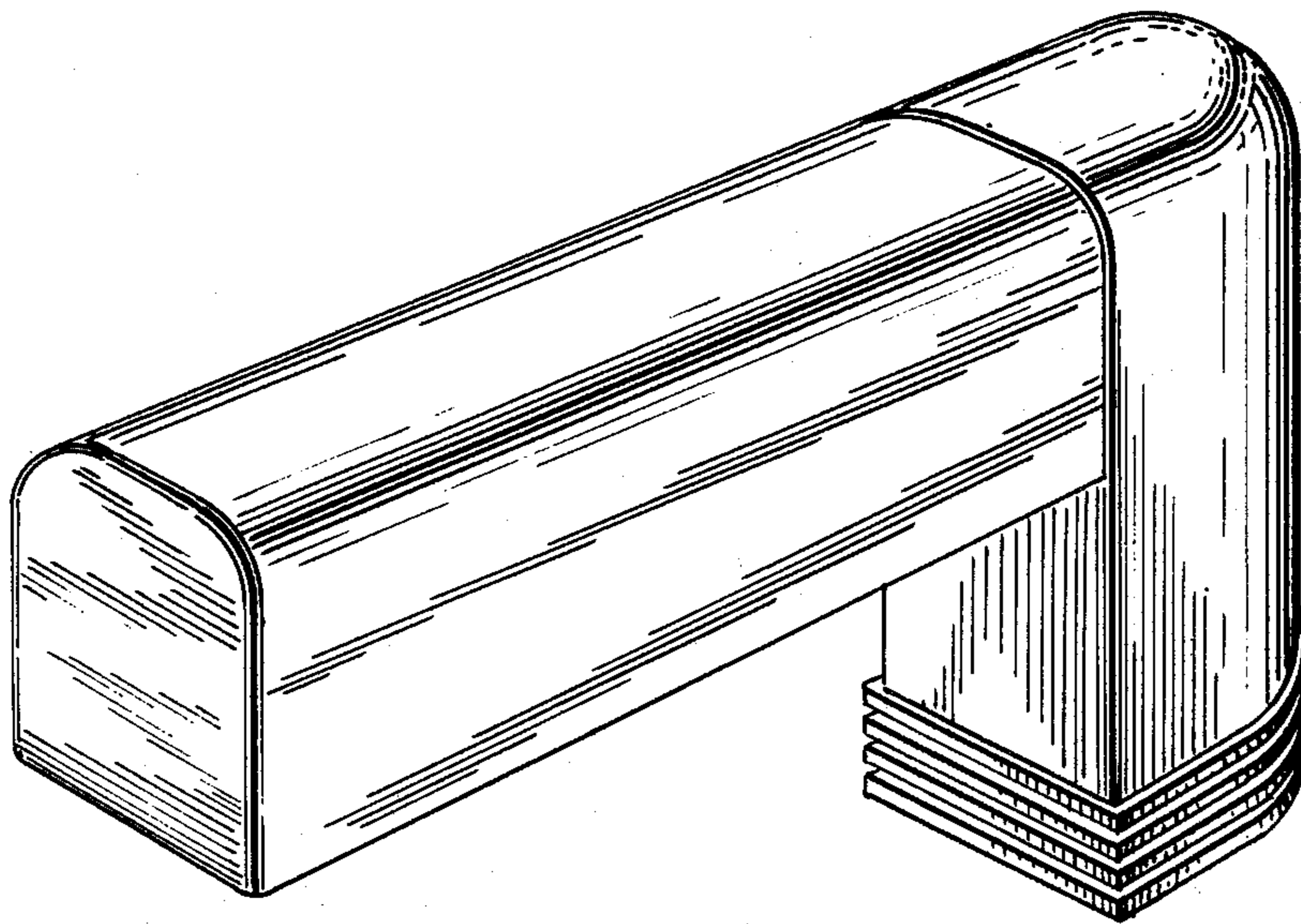
*Primary Examiner*—Susan J. Lucas  
*Attorney, Agent, or Firm*—Haynes N. Johnson

[57] **CLAIM**

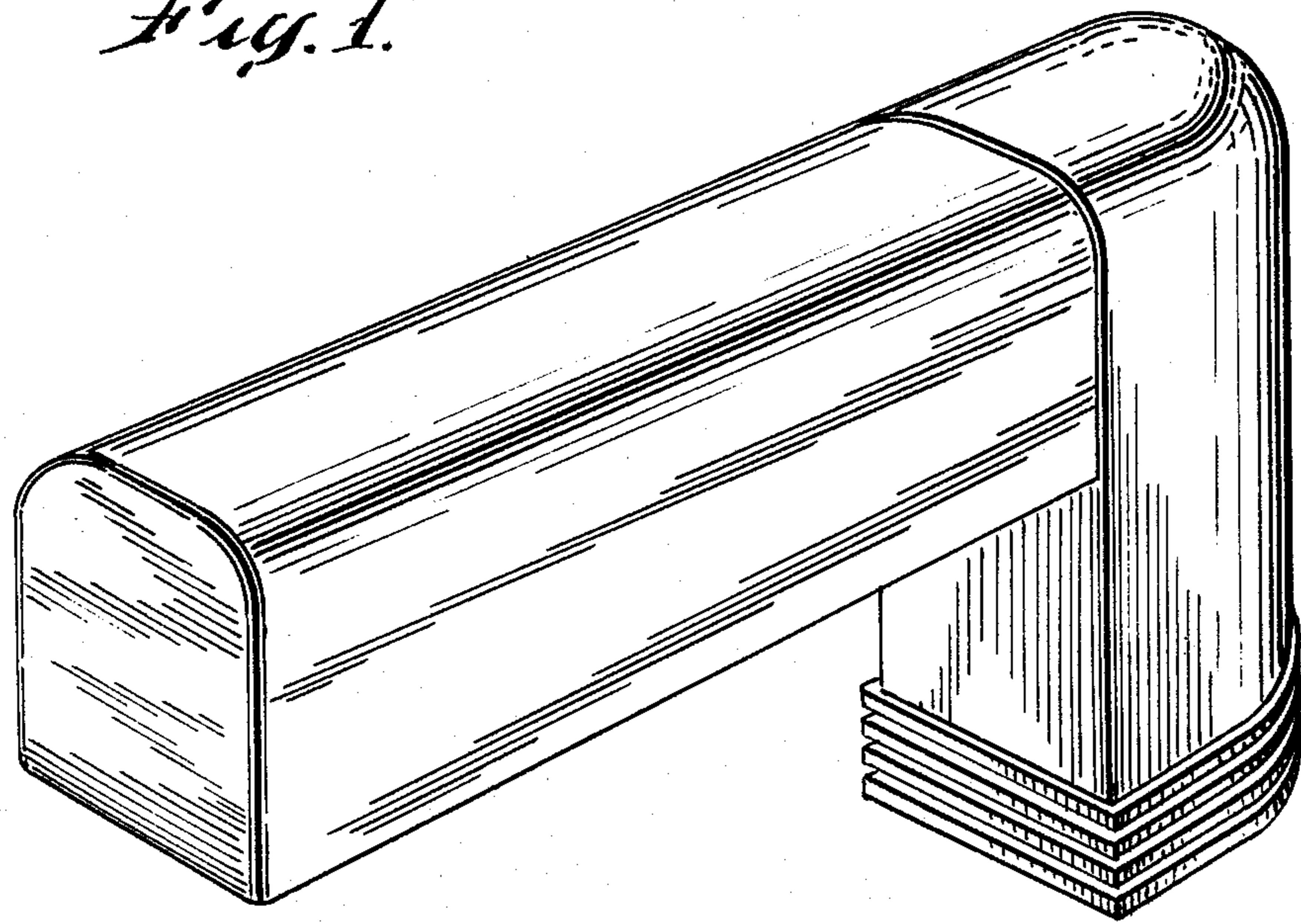
The ornamental design for an ultraviolet light for fingernail treatment, as shown and described.


**DESCRIPTION**

FIG. 1 is a top, front perspective view of an ultraviolet light for fingernail treatment showing my new design.  
FIG. 2 is a top plan view thereof.  
FIG. 3 is a rear end elevation thereof.  
FIG. 4 is a left side elevation thereof; the right side is a mirror image.  
FIG. 5 is a front elevation thereof.  
FIG. 6 is bottom plan view thereof.

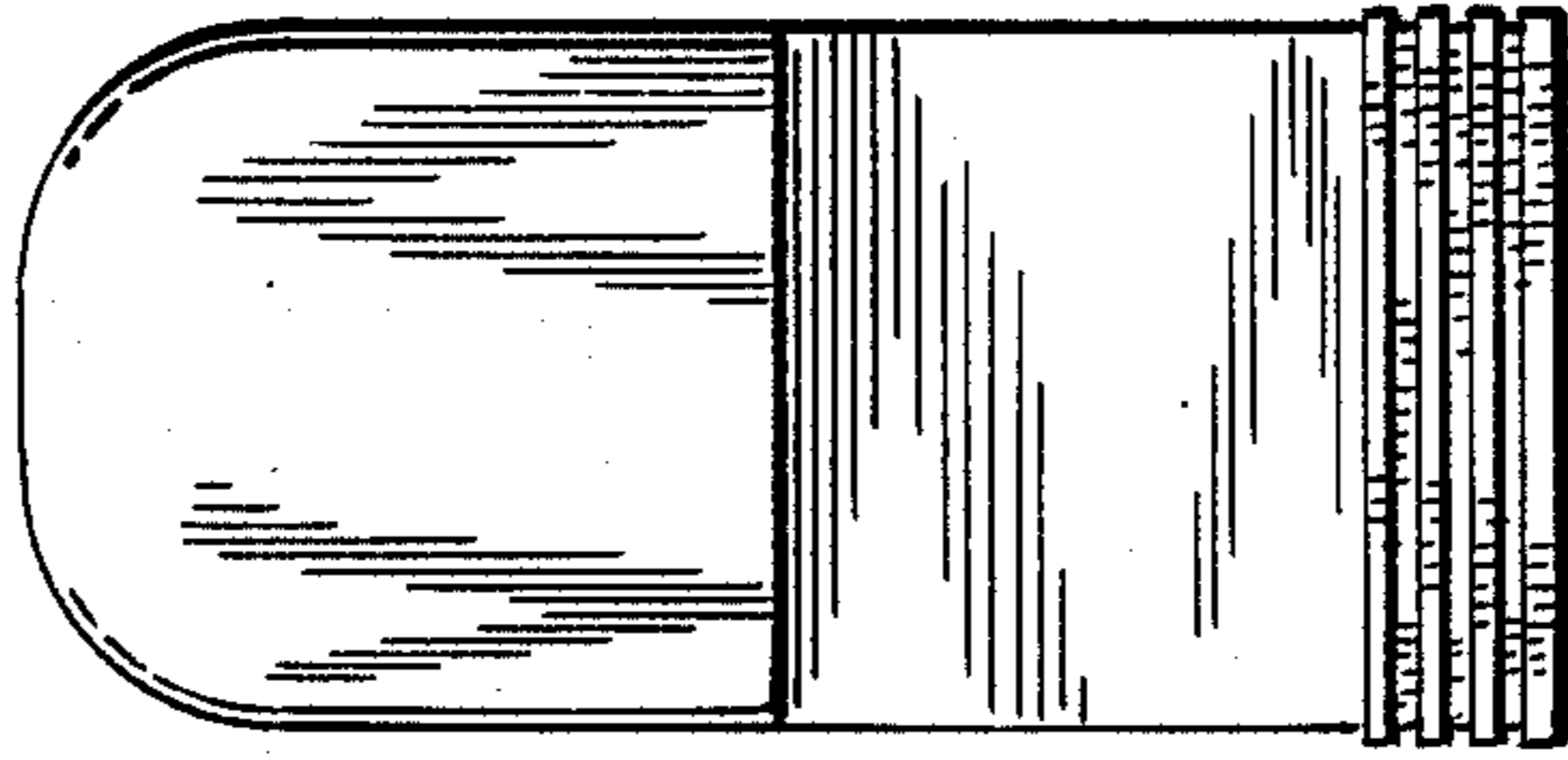


*Fig. 1.*







*Fig. 2.*




*Fig. 5.*



*Fig. 4.*



*Fig. 3.*



*Fig. 6.*