

[54] **VIDEO TAPE RECORDER**

[75] **Inventor: Shin Miyashita, Tokyo, Japan**

[73] **Assignee: Sony Corporation, Tokyo, Japan**

[\*\*] **Term: 14 Years**

[21] **Appl. No.: 746,634**

[22] **Filed: Jun. 20, 1985**

[30] **Foreign Application Priority Data**

Dec. 28, 1984 [JP] Japan ..... 59-54509

[52] **U.S. Cl. .... D14/135**

[58] **Field of Search ..... D14/1, 2, 5, 6, 78,  
D14/99**

[56] **References Cited**

**U.S. PATENT DOCUMENTS**

D. 288,923 3/1987 Miyashita ..... D14/6 X

D. 289,947 5/1987 Katou et al. .... D14/1 X

D. 290,253 6/1987 Tanaka et al. .... D14/1 X

D. 290,695 7/1987 Doodson ..... D14/6 X

*Primary Examiner*—Bernard Ansher

*Assistant Examiner*—Theodore M. Shooman

*Attorney, Agent, or Firm*—Lewis H. Eslinger; Jay H. Maioli

[57] **CLAIM**

The ornamental design for a video tape recorder, as shown and described.

**DESCRIPTION**

FIG. 1 is a perspective view of a video tape recorder, showing my new design;

FIG. 2 is a front elevational view thereof;

FIG. 3 is a rear elevational view thereof;

FIG. 4 is a left-side elevational view thereof;

FIG. 5 is a right-side elevational view thereof;

FIG. 6 is a top plan view thereof; and

FIG. 7 is a bottom plan view thereof.




FIG. 1


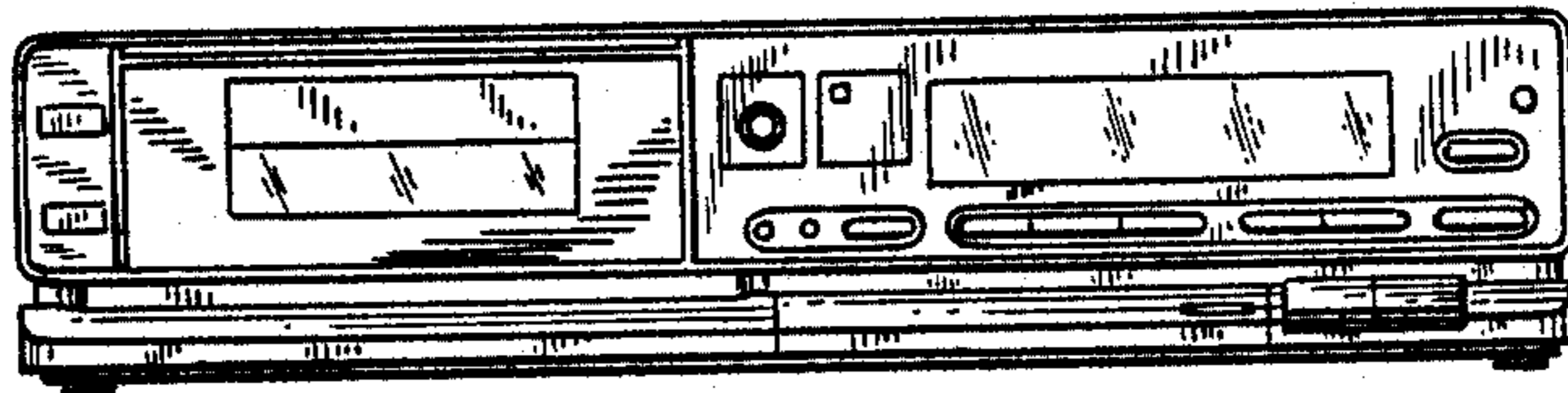



FIG. 2



*FIG. 3*



*FIG. 4*




FIG. 5




FIG. 6

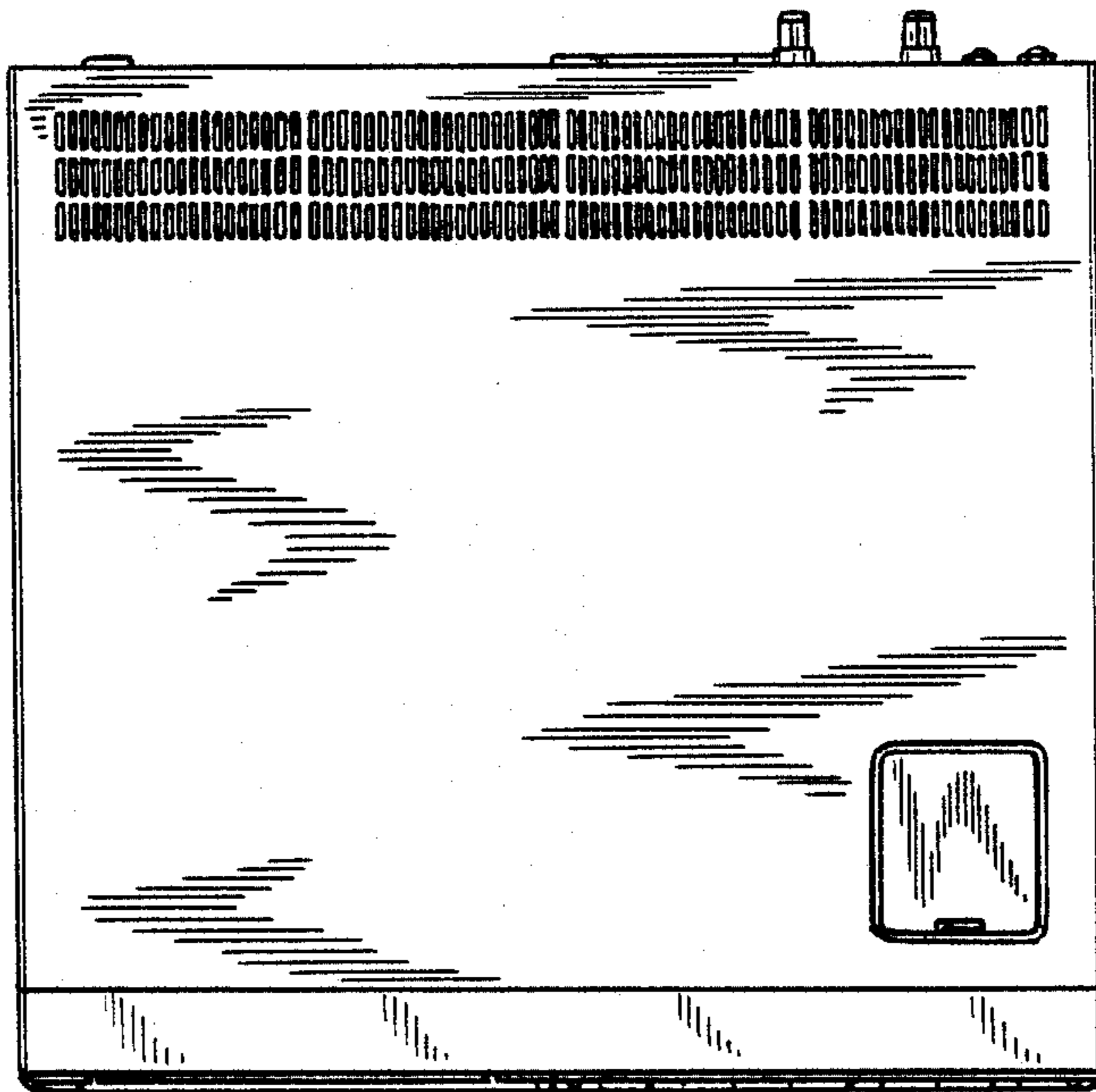


FIG. 7

