

[54] REAR BUMPER FOR AN AUTOMOBILE

[75] Inventor: Mitsuo Ikeda, Toyota, Japan

[73] Assignee: Toyota Jidosha Kabushiki Kaisha, Aichi, Japan

[**] Term: 14 Years

[21] Appl. No.: 862,442

[22] Filed: May 8, 1986

[30] Foreign Application Priority Data

Apr. 7, 1986 [TW] Taiwan 75301630

[52] U.S. Cl. D12/169

[58] Field of Search D12/169; 293/102

[56] References Cited

U.S. PATENT DOCUMENTS

- D. 238,774 2/1976 Haga et al. D12/170
- D. 274,508 7/1984 Yamashita D12/169
- D. 274,613 7/1984 Yamashita D12/169
- D. 281,594 12/1985 Teague et al. D12/169
- D. 288,428 2/1987 Envall et al. D12/169
- D. 290,693 7/1987 Fukuichi D12/169
- D. 291,678 9/1987 Everts D12/169
- D. 291,679 9/1987 Everts D12/169
- D. 292,505 10/1987 Oda D12/169
- D. 293,565 1/1988 Shirai D12/169

FOREIGN PATENT DOCUMENTS

- 58-4796 10/1983 Japan .
- 638649 11/1983 Japan .

OTHER PUBLICATIONS

- Road & Track, 4/85, p. 67, Mazda 626 Rear Bumper, top of page.
- Road & Track, 5/85, p. 73, Mitsubishi Tredia Rear Bumper, bottom of page.
- Road & Track, 8/85, p. 55, Alfa Romeo GTV/6 2.5 Rear Bumper, top of page.

Primary Examiner—James M. Gandy
Attorney, Agent, or Firm—Parkhurst, Oliff & Berridge

[57] CLAIM

The ornamental design for a rear bumper for an automobile, as shown and described.

DESCRIPTION

FIG. 1 is a front perspective view of a rear bumper for an automobile;
FIG. 2 is an enlarged front elevation view thereof;
FIG. 3 is an enlarged rear elevation view thereof;
FIG. 4 is an enlarged top plan view thereof;
FIG. 5 is an enlarged bottom plan view thereof; and
FIG. 6 is an enlarged left side elevation view thereof, the right side view thereof is a mirror image of the left side view.




Fig. 1




Fig. 2




Fig. 3

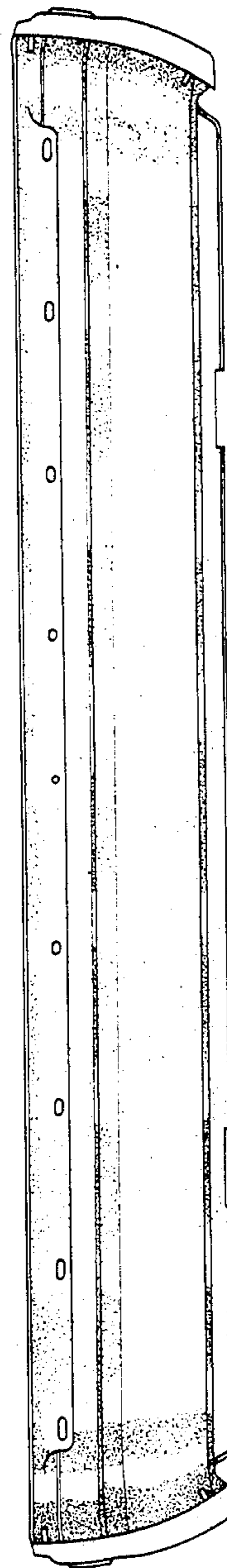


Fig. 4

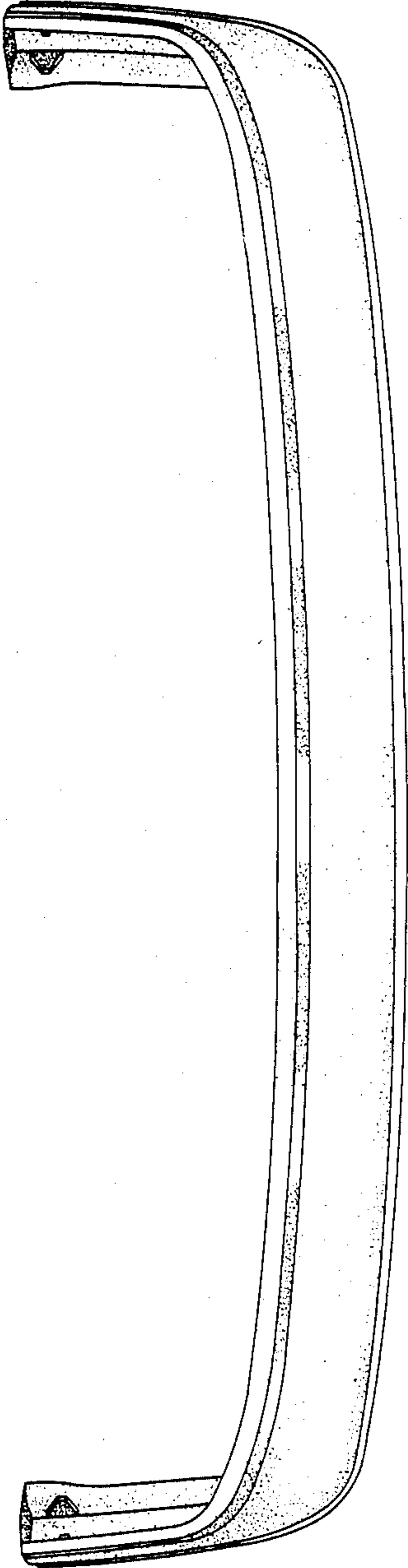


Fig. 5

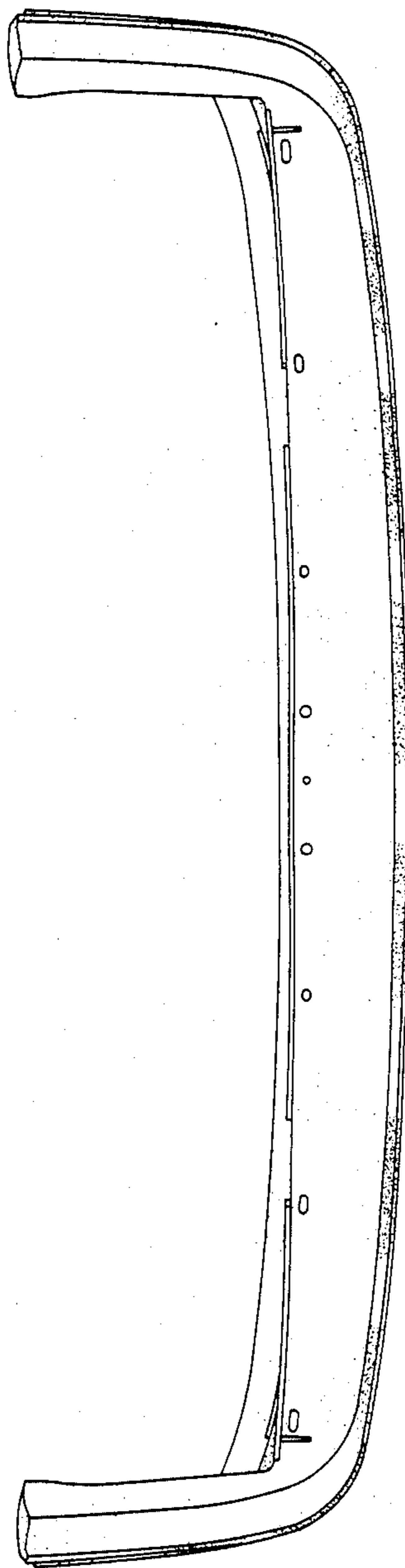


Fig. 6

