

- [54] ELEMENT OF A SHOE SOLE
- [75] Inventor: Juan A. Diaz, Weymouth, Mass.
- [73] Assignee: Reebok International Ltd., Canton, Mass.
- [**] Term: 14 Years
- [21] Appl. No.: 227,713
- [22] Filed: Aug. 3, 1988
- [52] U.S. Cl. D2/314; D2/320
- [58] Field of Search D2/264, 265, 274, 308-314, D2/317-321; 36/3 B, 15, 25 R, 28, 29, 32 R, 35 R, 35 B, 43, 59 R, 59 C, 102-106, 112, 114, 132, 136

- D. 293,271 12/1987 Lussier D2/320
- 4,361,971 12/1982 Bowerman 36/28 X

FOREIGN PATENT DOCUMENTS

- 2805426 8/1979 Fed. Rep. of Germany 36/32 R

OTHER PUBLICATIONS

- Designs*, Nov., 1983, p. 57.
- Footwear News*, Oct. 5, 1987, p. 20, Court Trainer.

Primary Examiner—Louis S. Zarfaz
 Attorney, Agent, or Firm—Saidman, Sterne Kessler & Goldstein

[57] CLAIM

The ornamental design for an element of a shoe sole, as shown and described.

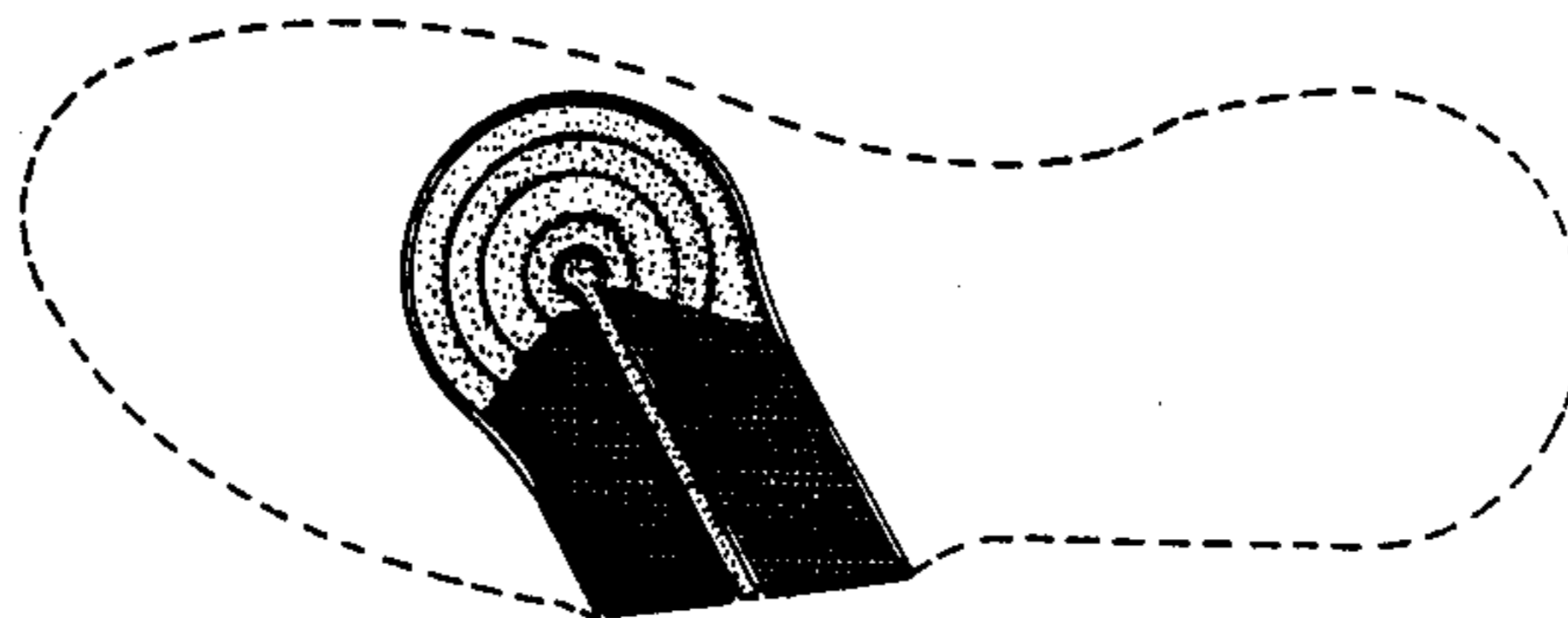
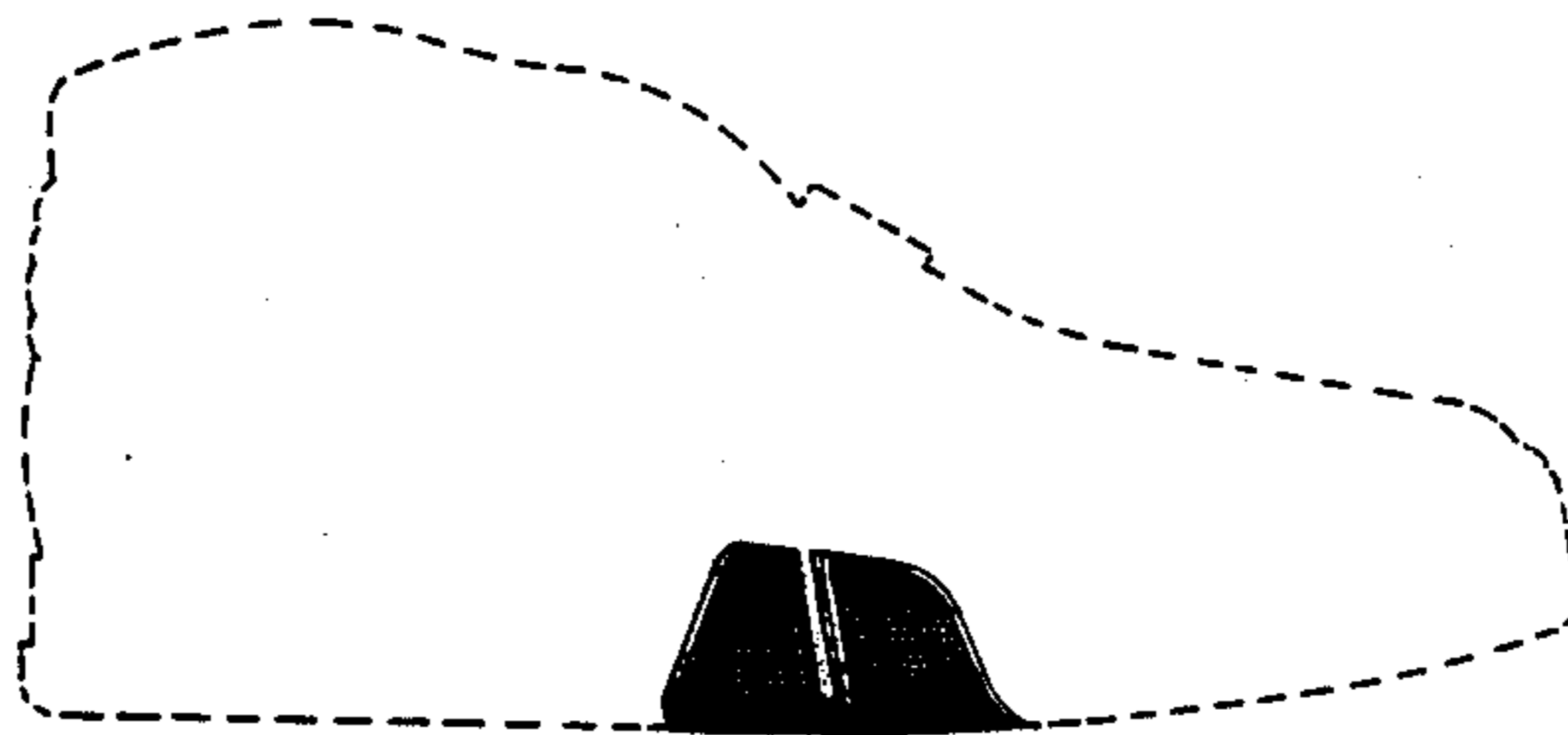
DESCRIPTION

FIG. 1 is a left side elevational view of an element of a shoe sole showing my new design; and FIG. 2 is a bottom plan view thereof. The broken line showing of a shoe in FIGS. 1-2 and the area within are environmental only and form no part of the claimed design.

[56] References Cited

U.S. PATENT DOCUMENTS

- D. 257,647 12/1980 Combaret D2/320
- D. 274,574 7/1984 Stubblefield D2/320
- D. 287,302 12/1986 Peterson D2/318
- D. 291,944 9/1987 Tong D2/320
- D. 292,541 11/1987 Kelley D2/320



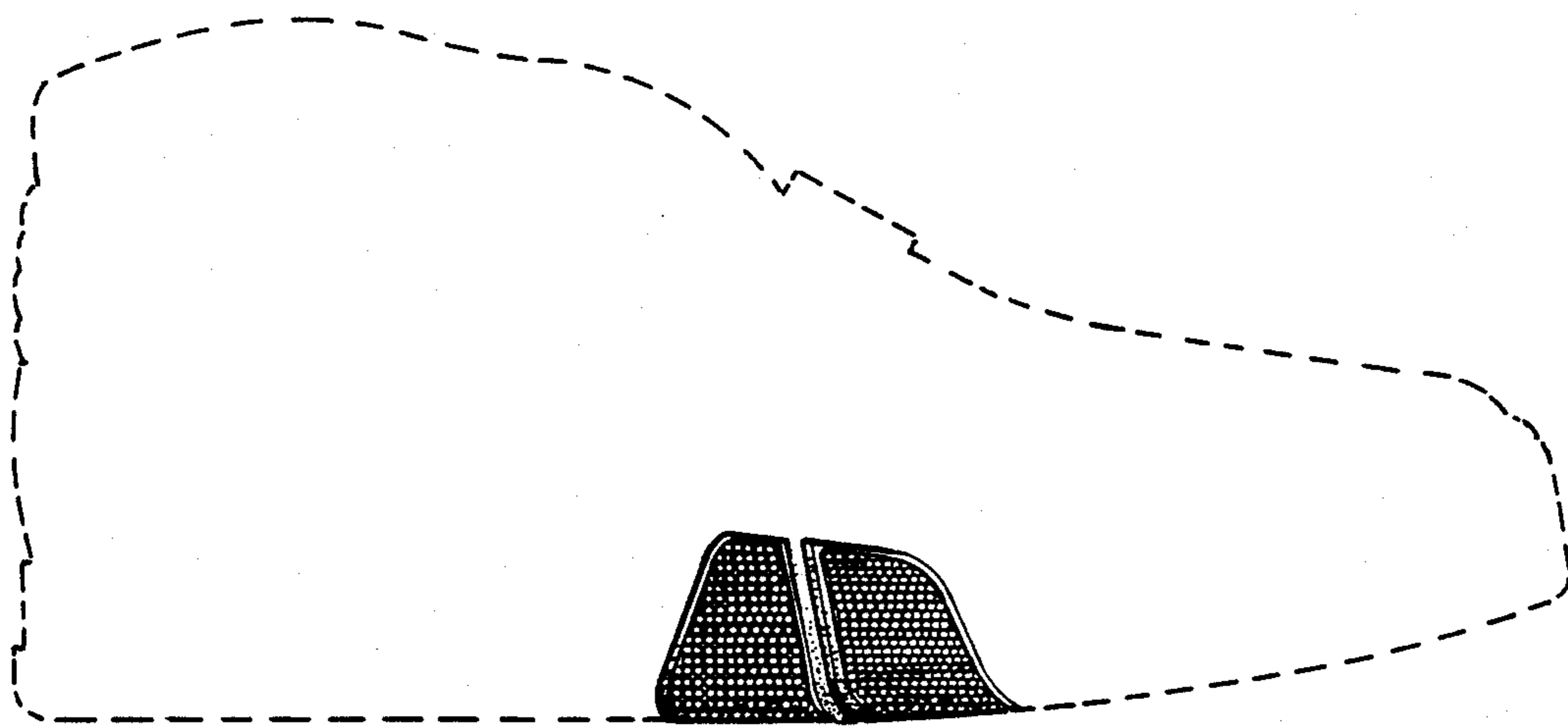


FIG. 1

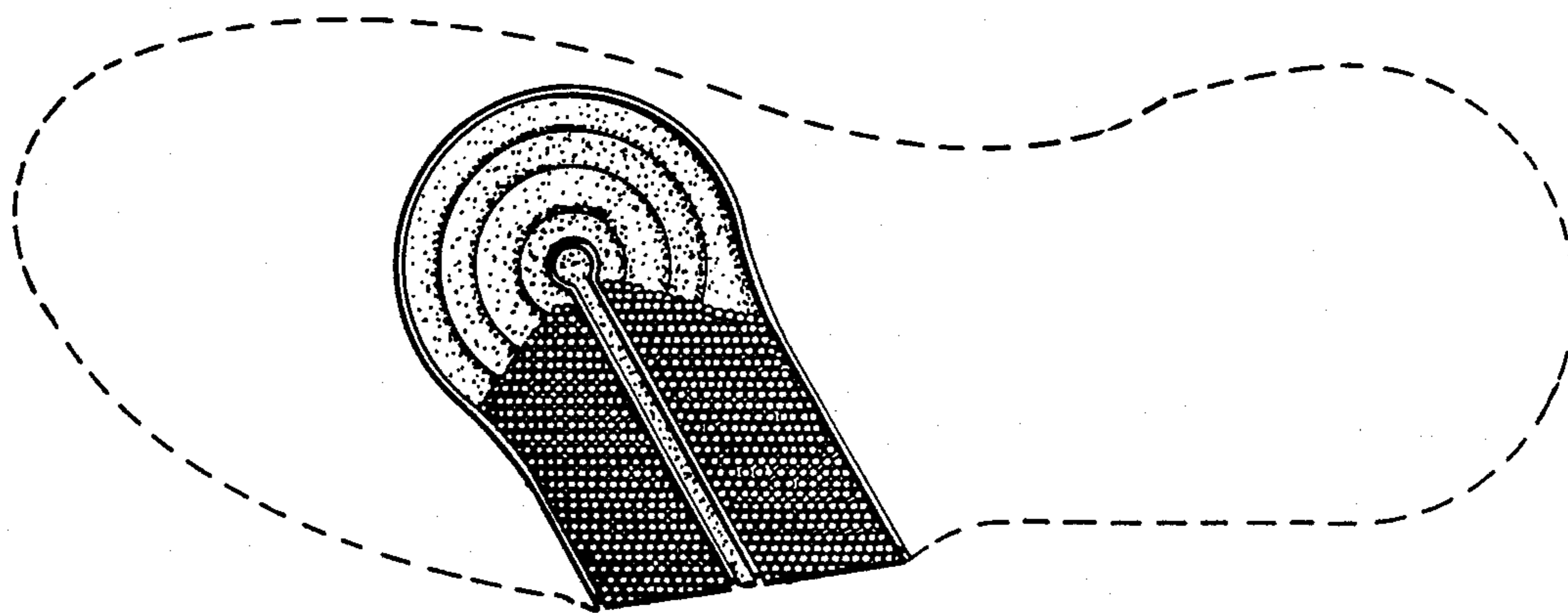


FIG. 2