

- [54] **CONVERTIBLE CURLING IRON/STYLING BRUSH**
- [75] Inventor: **Robert Oberheim, Liederbach, Fed. Rep. of Germany**
- [73] Assignee: **Braun Aktiengesellschaft, Kronberg, Fed. Rep. of Germany**
- [**] Term: **14 Years**
- [21] Appl. No.: **26,097**
- [22] Filed: **Mar. 16, 1987**
- [30] **Foreign Application Priority Data**
 Sep. 23, 1986 [DE] Fed. Rep. of Germany 73 MR 9509
- [52] U.S. Cl. **D28/35; D28/26**
- [58] Field of Search **D28/9-18, D28/24-26, 35, 38, 29; 219/222, 225; 34/96-101; 132/7, 9, 31 R, 32 R, 37 R, 37 A**

- [56] **References Cited**
- U.S. PATENT DOCUMENTS**
- D. 251,205 2/1979 Ergaver et al. D28/13
 D. 261,317 10/1981 Oberheim D28/35
 D. 261,318 10/1981 Oberheim et al. D28/35
 D. 261,441 10/1981 Oberheim et al. D28/35
 D. 267,670 1/1983 Radatz D28/35
 D. 269,298 6/1983 Oberheim D28/35
 D. 270,381 8/1983 Muller et al. D28/13
 D. 270,954 10/1983 Mizobata et al. D28/35

- D. 272,662 2/1984 Smal D28/29 X
 D. 281,727 12/1985 Tsuji D28/18 X
 D. 290,529 6/1987 Tsuji et al. D28/35 X
 4,215,264 7/1980 Hetherington 219/225

FOREIGN PATENT DOCUMENTS

1010576 7/1982 United Kingdom .

Primary Examiner—Louis S. Zarfes
Attorney, Agent, or Firm—Scott R. Foster; Raymond J. De Vellis

[57] **CLAIM**

The ornamental design for a convertible curling iron/styling brush, as shown and described.

DESCRIPTION

FIG. 1 is an exploded view of a convertible curling iron/styling brush showing my new design;
 FIG. 2 is a front perspective view in brush position;
 FIG. 3 is a rear perspective view thereof;
 FIG. 4 is a left side perspective view thereof;
 FIG. 5 is a right side perspective view thereof;
 FIG. 6 is a bottom plan view;
 FIG. 7 is a top plan view thereof;
 FIG. 8 is a front perspective view in curling iron position;
 FIG. 9 is a rear perspective view thereof;
 FIG. 10 is a left side perspective view thereof;
 FIG. 11 is a right side perspective view thereof;
 FIG. 12 is a bottom plan view; and
 FIG. 13 is a top plan view thereof.

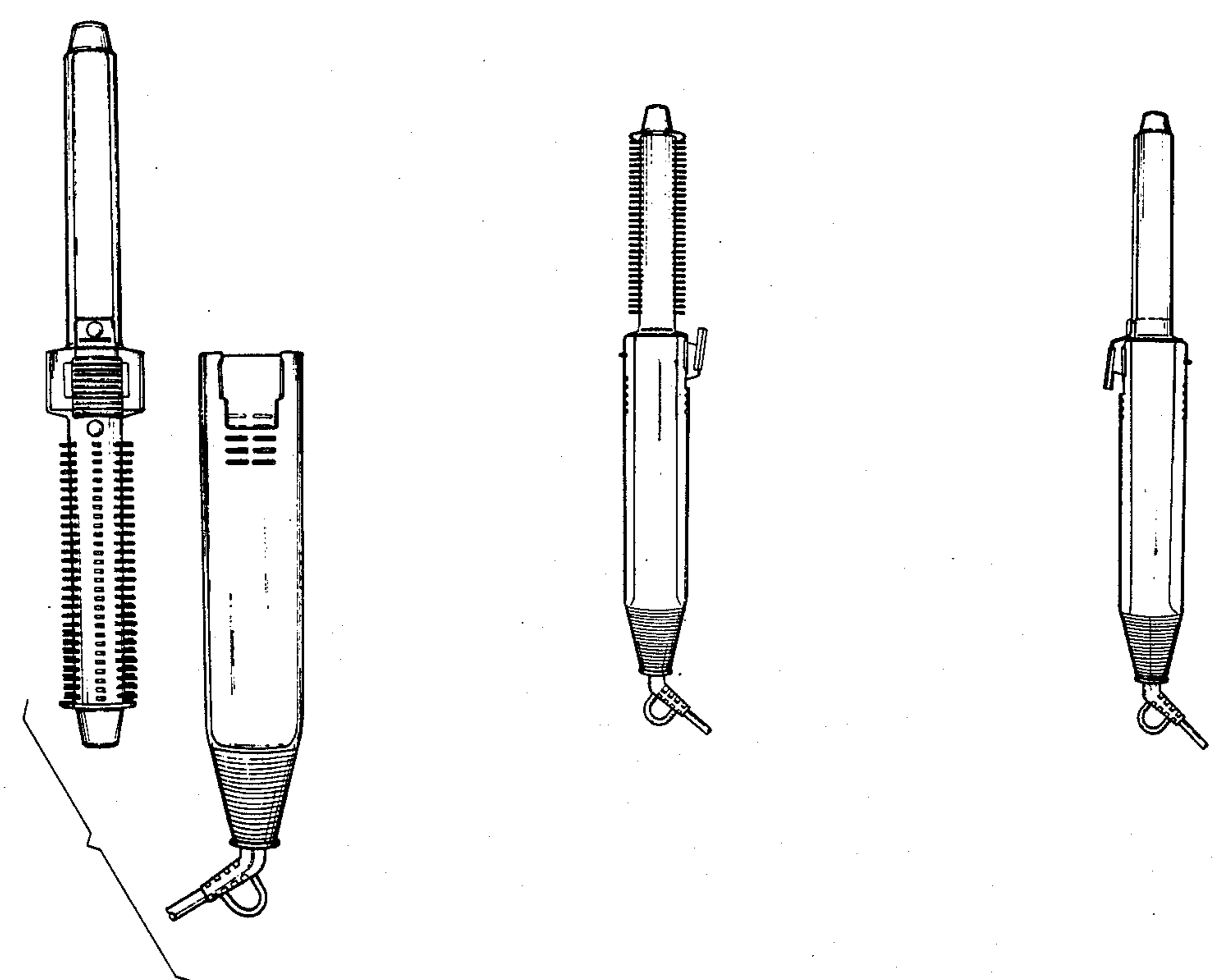


FIG. 1

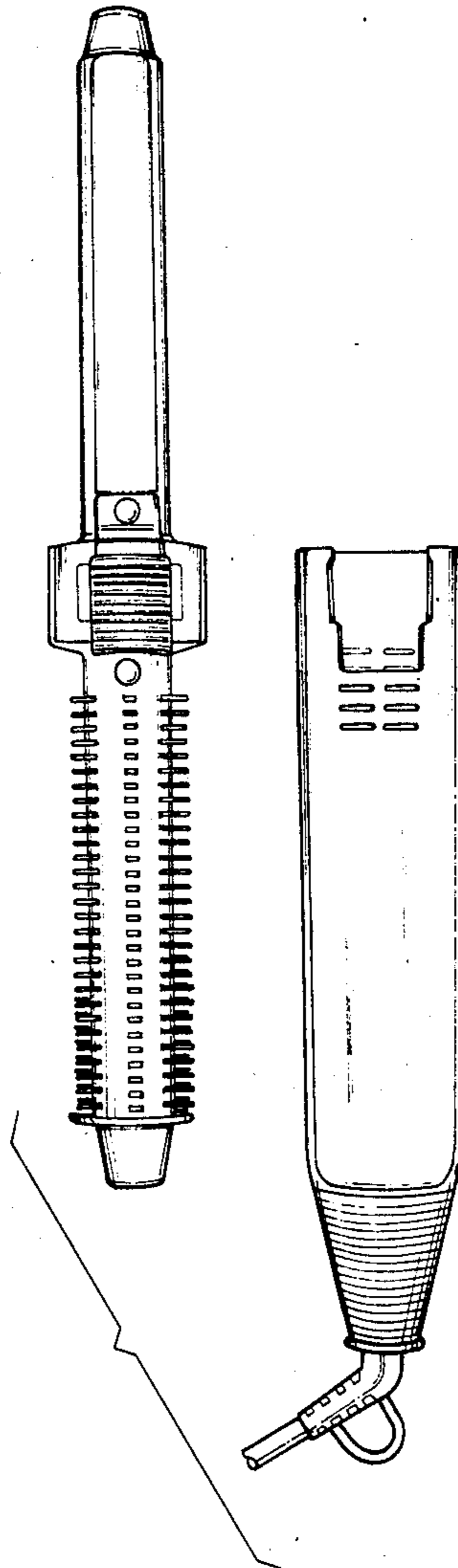


FIG. 2

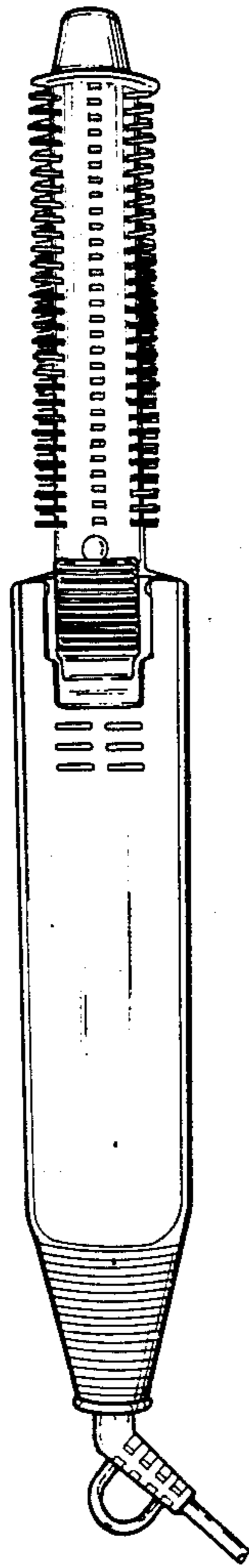


FIG. 3

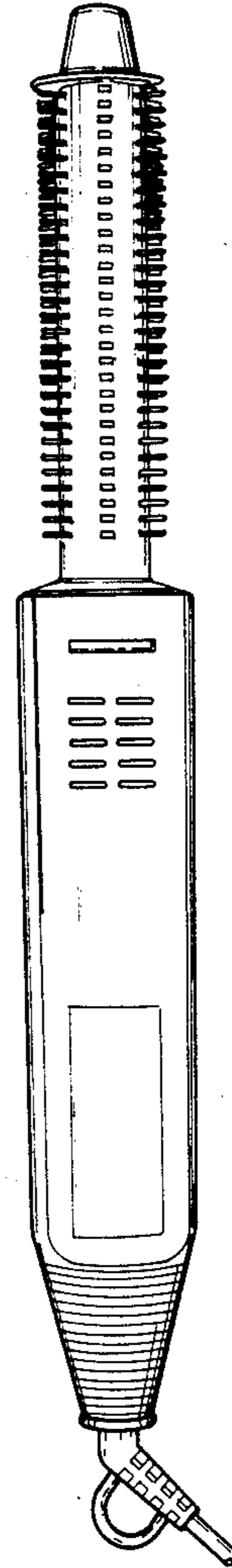


FIG.4

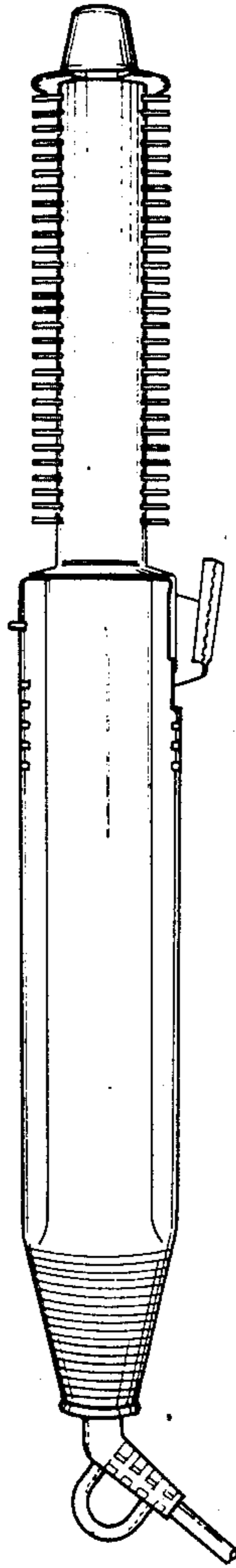


FIG.5

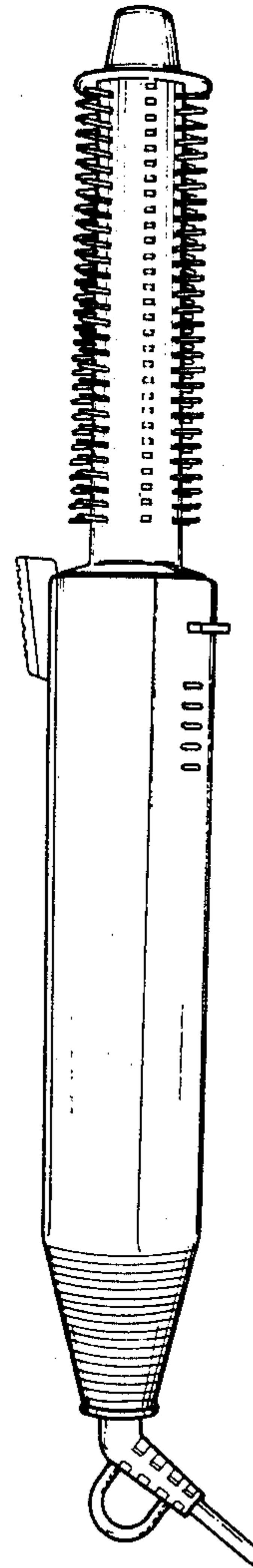


FIG.6

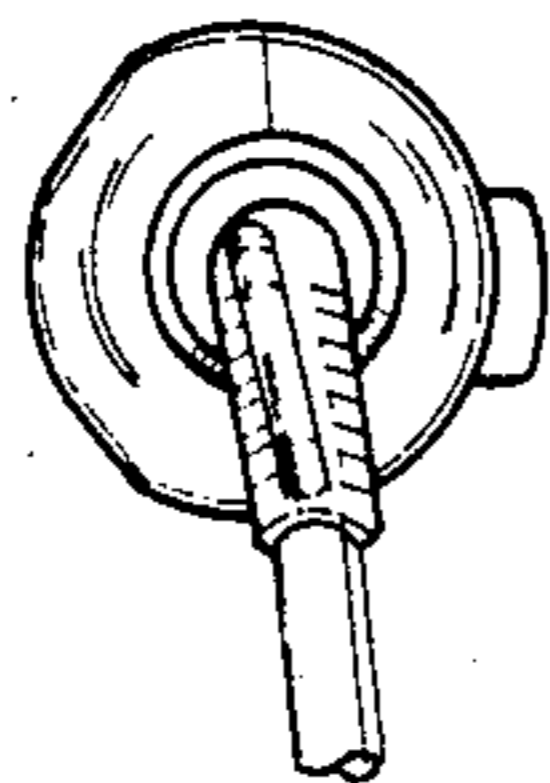


FIG.7

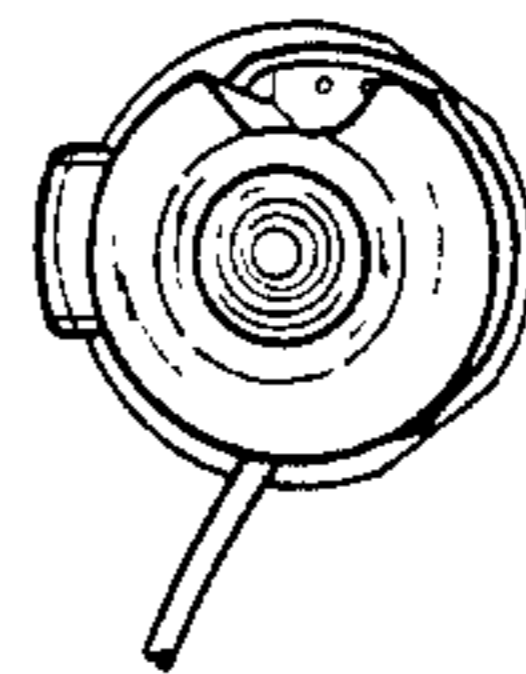


FIG.8

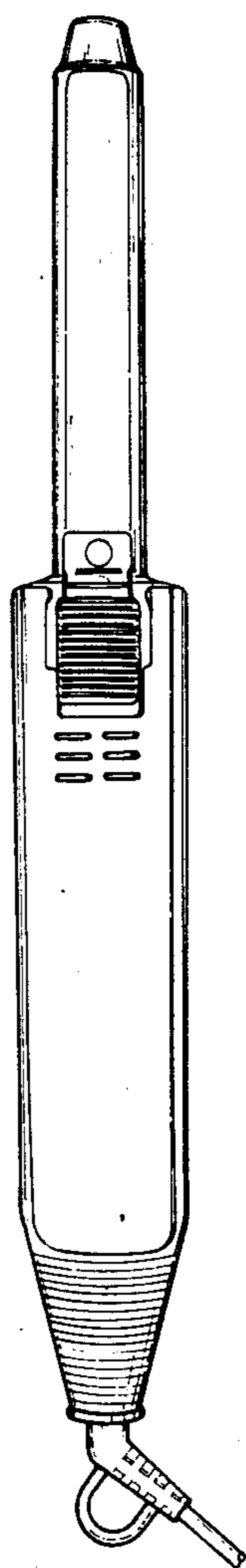


FIG.9




FIG.10

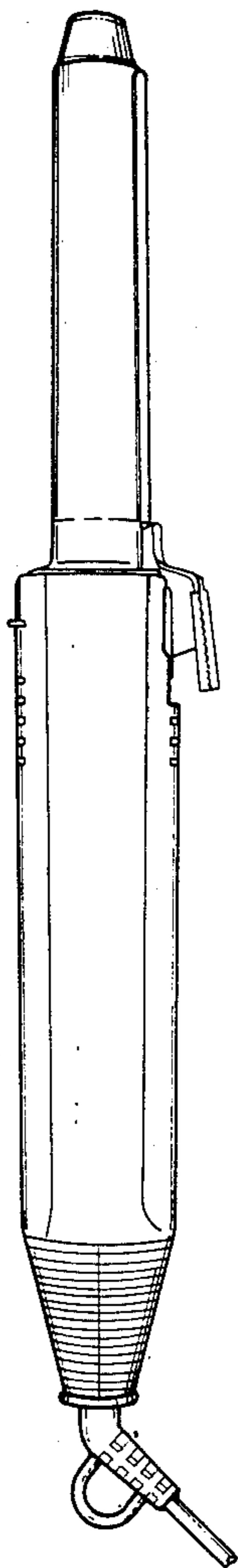


FIG.11

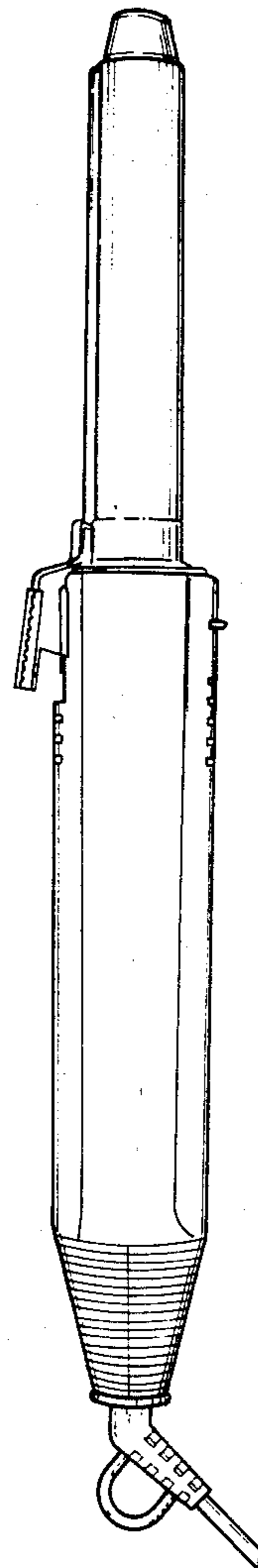


FIG.12

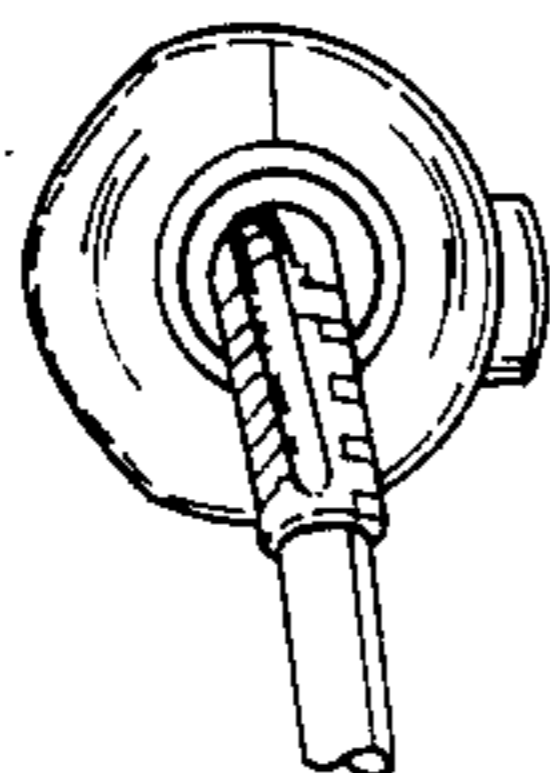


FIG.13

